



75 Ohm BNC Female Bulkhead Mount Connector Crimp/
Solder Attachment for RG59, RG62, RG71, .480 inch D Hole

RF Connectors Technical Data Sheet

PE4638

Configuration

- BNC Female Connector
- 75 Ohms
- Straight Body Geometry
- RG59, RG62, RG71 Interface Type
- Crimp/Solder Attachment
- Bulkhead

Features

- Gold Plated Brass Contact

Applications

- General Purpose Test
- Rack and Panel Mount Applications
- Custom Cable Assemblies
- CATV

Description

Pasternack's PE4638 75 ohm BNC female bulkhead connector with crimp/solder attachment for RG59, RG62 and RG71 (.480 inch D hole) is part of our full line of RF components available for same-day shipping. This BNC bulkhead connector allows designers to create external connections on their product enclosures, and can be used in a variety of other rack mount and panel mount applications.

Our 75 ohm BNC female bulkhead connector PE4638 datasheet specifications and drawing with dimensions are shown below in this PDF. Pasternack's broad catalog of RF, microwave and millimeter wave connectors allows designers to configure and customize their signal connections however they like. Whether the need is to provide an I/O for a board design, or simply create a custom cable assembly configuration, Pasternack has the right connector for the job. Pasternack can also expertly build your custom cable assemblies for you and ship same-day.

Mechanical Specifications

Size

Length	1.428 in [36.27 mm]
Width/Dia.	0.688 in [17.48 mm]
Weight	0.048 lbs [21.77 g]

Material Specifications

Description	Material	Plating
Contact	Brass	Gold
Insulation	PTFE	
Body	Brass	Nickel

Click the following link (or enter part number in "SEARCH" on website) to obtain additional part information including price, inventory and certifications: [75 Ohm BNC Female Bulkhead Mount Connector Crimp/Solder Attachment for RG59, RG62, RG71, .480 inch D Hole PE4638](#)



75 Ohm BNC Female Bulkhead Mount Connector Crimp/ Solder Attachment for RG59, RG62, RG71, .480 inch D Hole

RF Connectors Technical Data Sheet

PE4638

Compliance Certifications (see [product page](#) for current document)

Plotted and Other Data

Notes:

75 Ohm BNC Female Bulkhead Mount Connector Crimp/Solder Attachment for RG59, RG62, RG71, .480 inch D Hole from Pasternack Enterprises has same day shipment for domestic and International orders. Our RF, microwave and millimeter wave products maintain a 99% availability and are part of the broadest selection in the industry.

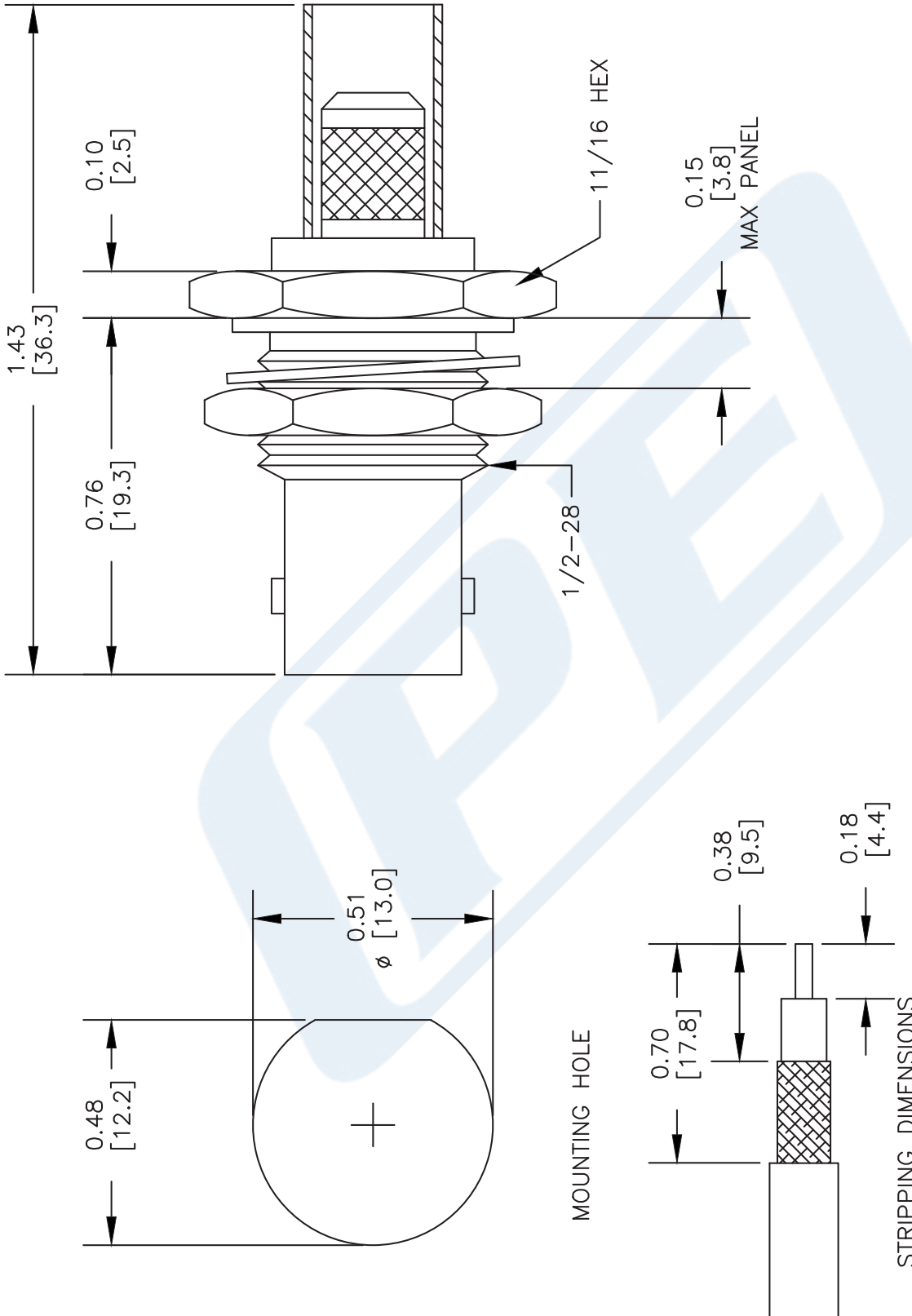
Click the following link (or enter part number in "SEARCH" on website) to obtain additional part information including price, inventory and certifications: [75 Ohm BNC Female Bulkhead Mount Connector Crimp/Solder Attachment for RG59, RG62, RG71, .480 inch D Hole PE4638](#)

URL: <https://www.pasternack.com/bnc-female-standard-rg59-connector-pe4638-p.aspx>

The information contained in this document is accurate to the best of our knowledge and representative of the part described herein. It may be necessary to make modifications to the part and/or the documentation of the part, in order to implement improvements. Pasternack reserves the right to make such changes as required. Unless otherwise stated, all specifications are nominal. Pasternack does not make any representation or warranty regarding the suitability of the part described herein for any particular purpose, and Pasternack does not assume any liability arising out of the use of any part or documentation.

PE4638 CAD Drawing

75 Ohm BNC Female Bulkhead Mount Connector Crimp/Solder
Attachment for RG59, RG62, RG71, .480 inch D Hole



CRIMP SIZE REQUIRED

CONTACT: .068" HEX CRIMP TOOL
FERRULE: .255" HEX CRIMP TOOL



Pasternack Enterprises, Inc.
P.O. Box 16759 | Irvine | CA | 92623
Phone: (949) 261-1920 | Fax: (949) 261-7451
Website: www.pasternack.com | E-Mail: sales@pasternack.com

DWG TITLE

PE4638

NOTES:
1. UNLESS OTHERWISE SPECIFIED ALL DIMENSIONS ARE NOMINAL.
2. ALL SPECIFICATIONS ARE SUBJECT TO CHANGE WITHOUT NOTICE AT ANY TIME.
3. DIMENSIONS ARE IN INCHES [mm].
4. FITS MIL-C-17 AND EQUIVALENT CABLES.

REV. A FSCM NO. 53919

CAD FILE 021513-A SCALE N/A SIZE A XXXX



75 Ohm BNC Female Bulkhead Mount Connector Crimp/ Solder Attachment for RG59, RG62, RG71, .480 inch D Hole

RF Connectors Technical Data Sheet

PE4638

Configuration

- BNC Female Connector
- 75 Ohms
- Straight Body Geometry
- RG59, RG62, RG71 Interface Type
- Crimp/Solder Attachment
- Bulkhead

Features

- Gold Plated Brass Contact

Applications

- General Purpose Test
- Rack and Panel Mount Applications
- Custom Cable Assemblies
- CATV

Description

Pasternack's PE4638 75 ohm BNC female bulkhead connector with crimp/solder attachment for RG59, RG62 and RG71 (.480 inch D hole) is part of our full line of RF components available for same-day shipping. This BNC bulkhead connector allows designers to create external connections on their product enclosures, and can be used in a variety of other rack mount and panel mount applications.

Our 75 ohm BNC female bulkhead connector PE4638 datasheet specifications and drawing with dimensions are shown below in this PDF. Pasternack's broad catalog of RF, microwave and millimeter wave connectors allows designers to configure and customize their signal connections however they like. Whether the need is to provide an I/O for a board design, or simply create a custom cable assembly configuration, Pasternack has the right connector for the job. Pasternack can also expertly build your custom cable assemblies for you and ship same-day.

Mechanical Specifications

Size

Length	1.428 in [36.27 mm]
Width/Dia.	0.688 in [17.48 mm]
Weight	0.048 lbs [21.77 g]

Material Specifications

Description	Material	Plating
Contact	Brass	Gold
Insulation	PTFE	
Body	Brass	Nickel

Click the following link (or enter part number in "SEARCH" on website) to obtain additional part information including price, inventory and certifications: [75 Ohm BNC Female Bulkhead Mount Connector Crimp/Solder Attachment for RG59, RG62, RG71, .480 inch D Hole PE4638](#)



75 Ohm BNC Female Bulkhead Mount Connector Crimp/ Solder Attachment for RG59, RG62, RG71, .480 inch D Hole

RF Connectors Technical Data Sheet

PE4638

Compliance Certifications (see [product page](#) for current document)

Plotted and Other Data

Notes:

75 Ohm BNC Female Bulkhead Mount Connector Crimp/Solder Attachment for RG59, RG62, RG71, .480 inch D Hole from Pasternack Enterprises has same day shipment for domestic and International orders. Our RF, microwave and millimeter wave products maintain a 99% availability and are part of the broadest selection in the industry.

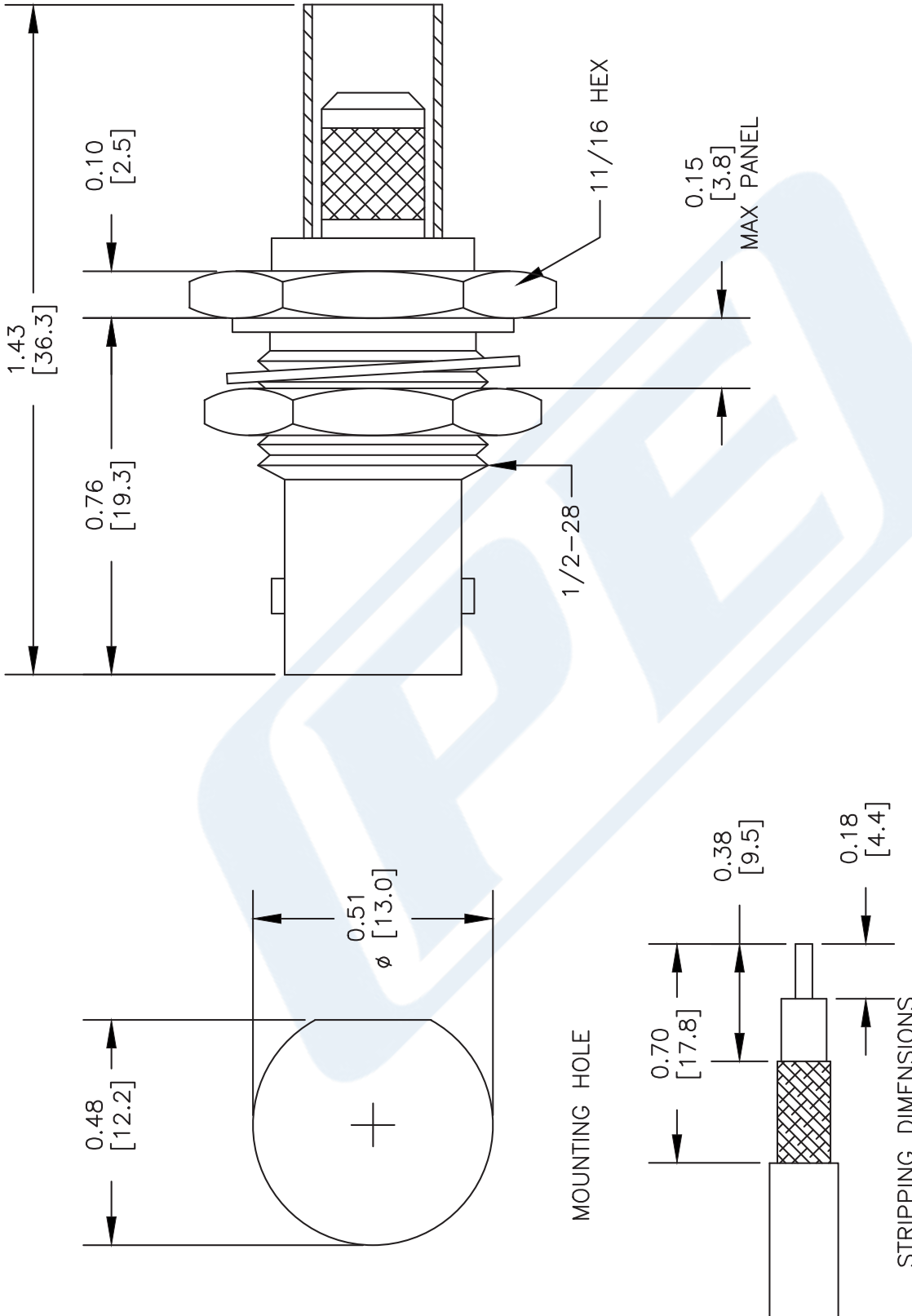
Click the following link (or enter part number in "SEARCH" on website) to obtain additional part information including price, inventory and certifications: [75 Ohm BNC Female Bulkhead Mount Connector Crimp/Solder Attachment for RG59, RG62, RG71, .480 inch D Hole PE4638](#)

URL: <https://www.pasternack.com/bnc-female-standard-rg59-connector-pe4638-p.aspx>

The information contained in this document is accurate to the best of our knowledge and representative of the part described herein. It may be necessary to make modifications to the part and/or the documentation of the part, in order to implement improvements. Pasternack reserves the right to make such changes as required. Unless otherwise stated, all specifications are nominal. Pasternack does not make any representation or warranty regarding the suitability of the part described herein for any particular purpose, and Pasternack does not assume any liability arising out of the use of any part or documentation.

PE4638 CAD Drawing

75 Ohm BNC Female Bulkhead Mount Connector Crimp/Solder
Attachment for RG59, RG62, RG71, .480 inch D Hole



CRIMP SIZE REQUIRED

CONTACT: .068" HEX CRIMP TOOL
FERRULE: .255" HEX CRIMP TOOL



Pasternack Enterprises, Inc.
P.O. Box 16759 | Irvine | CA | 92623
Phone: (949) 261-1920 | Fax: (949) 261-7451
Website: www.pasternack.com | E-Mail: sales@pasternack.com

DWG TITLE

PE4638

NOTES:
1. UNLESS OTHERWISE SPECIFIED ALL DIMENSIONS ARE NOMINAL.
2. ALL SPECIFICATIONS ARE SUBJECT TO CHANGE WITHOUT NOTICE AT ANY TIME.
3. DIMENSIONS ARE IN INCHES [mm].
4. FITS MIL-C-17 AND EQUIVALENT CABLES.

REV. A FSCM NO. 53919

CAD FILE 021513-A SCALE N/A SIZE A XXXX

93 Ohm Flexible RG62 Coax Cable Single Shielded with Black PVC Jacket

TECHNICAL DATA SHEET

RG62A/U

93 Ohm Flexible RG62 Coax Cable Single Shielded with Black PVC Jacket

Configuration

Inner Conductor Material and Plating	Copper Clad Steel
Dielectric Type	PE (AS)
Shield Materials	Copper Braid
Jacket Material and Color	PVC, Black

Electrical Specifications

Impedance, Ohms	93
Velocity of Propagation, %	83
Maximum Operating Frequency, MHz	1000
RF Shielding, dB	45
Capacitance, pF/ft [pF/m]	14.5 [47.57]

Electrical Specifications by Frequency

Frequency 1

Frequency, MHz	10
Attenuation, dB/100ft [dB/100m]	0.9 [2.95]

Frequency 2

Frequency, MHz	200
Attenuation, dB/100ft [dB/100m]	3.8 [12.47]

Frequency 3

Frequency, MHz	1000
Attenuation, dB/100ft [dB/100m]	8.7 [28.54]

Mechanical Specifications

Temperature

Operating Range, deg C	-40 to +80
------------------------	------------

Inner Conductor

Number of Strands	1
Material	Copper Clad Steel
Diameter, in [mm]	0.025 [0.64]

Dielectric:

Type	PE (AS)
Diameter, in [mm]	0.146 [3.71]

Click the following link (or enter part number in "SEARCH" on website) to obtain additional part information including price, inventory and certifications: [93 Ohm Flexible RG62 Coax Cable Single Shielded with Black PVC Jacket RG62A/U](#)

The information contained in this document is accurate to the best of our knowledge and representative of the part described herein. It may be necessary to make modifications to the part and/or the documentation of the part, in order to implement improvements. Pasternack reserves the right to make such changes as required. Unless otherwise stated, all specifications are nominal.

93 Ohm Flexible RG62 Coax Cable Single Shielded with Black PVC Jacket

TECHNICAL DATA SHEET

RG62A/U

Shield:

Number of	1
Material 1	Copper Braid

Jacket:

Material	PVC
Diameter, in [mm]	0.242 [6.15]
Color	Black
One Time Minimum Bend Radius, in [mm]	2.5 [63.5]
Weight, lbs/ft [Kg/m]	0.038 [0.06]

Compliance Certifications (visit www.Pasternack.com for current document)

Plotted and Other Data

Notes:	Values at 25 °C, sea level
--------	----------------------------

93 Ohm Flexible RG62 Coax Cable Single Shielded with Black PVC Jacket from Pasternack Enterprises has same day shipment for domestic and International orders. Our RF, microwave and fiber optic products maintain a 99% availability and are part of the broadest selection in the industry.

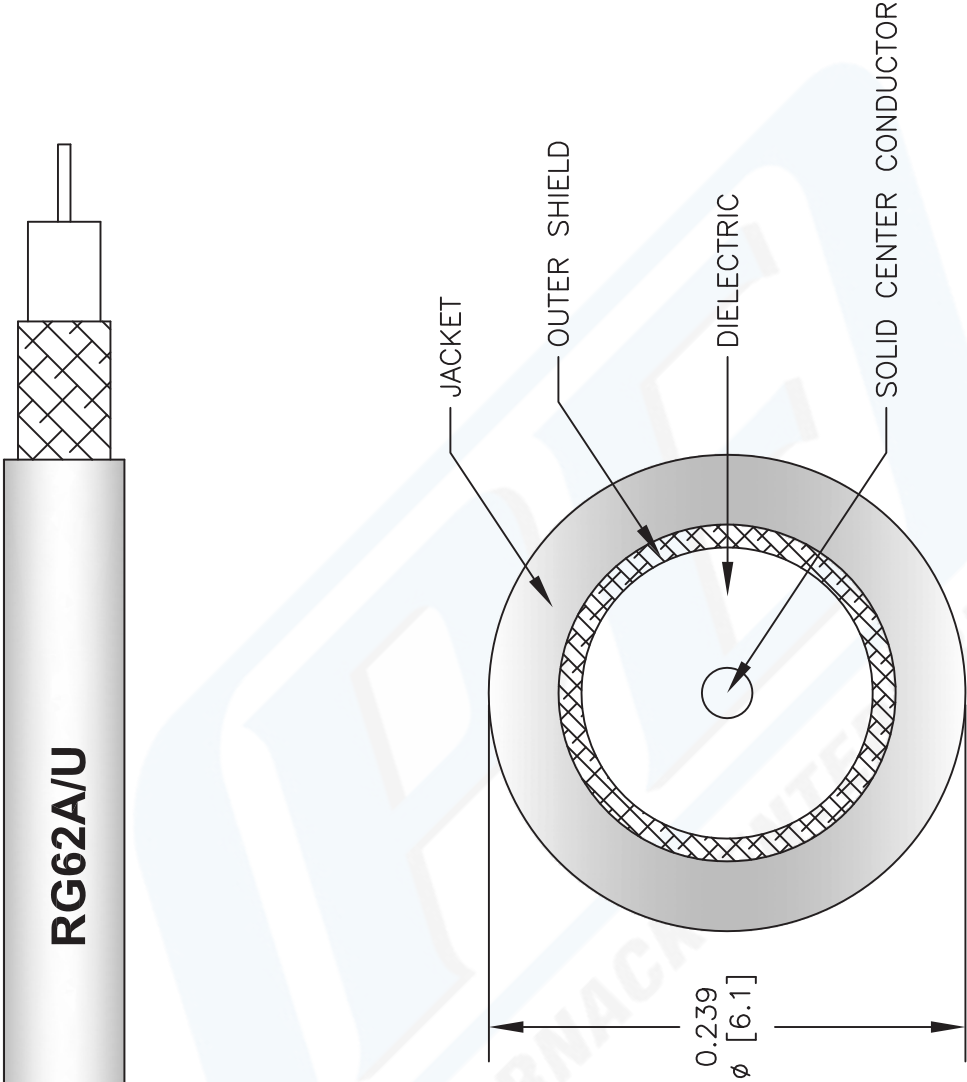
Click the following link (or enter part number in "SEARCH" on website) to obtain additional part information including price, inventory and certifications: [93 Ohm Flexible RG62 Coax Cable Single Shielded with Black PVC Jacket RG62A/U](#)

URL: <http://www.pasternack.com/flexible-0.242-rg62-93-ohm-coax-cable-pvc-jacket-rg62a-u-p.aspx>

The information contained in this document is accurate to the best of our knowledge and representative of the part described herein. It may be necessary to make modifications to the part and/or the documentation of the part, in order to implement improvements. Pasternack reserves the right to make such changes as required. Unless otherwise stated, all specifications are nominal.

RG62A/U CAD Drawing

93 Ohm Flexible RG62 Coax Cable Single Shielded with Black PVC Jacket



NOTES:
1. UNLESS OTHERWISE SPECIFIED ALL DIMENSIONS ARE NOMINAL.
2. ALL SPECIFICATIONS ARE SUBJECT TO CHANGE WITHOUT NOTICE AT ANY TIME.
3. DIMENSIONS ARE IN INCHES [mm].

DWG TITLE
RG62A/U

FSCM NO. 53919

2233

PE PASTERNAK®
Pasternack Enterprises, Inc.
P.O. Box 16759 | Irvine | CA | 92623
Phone: (949) 261-1920 | **Fax:** (949) 261-7451
Website: www.pasternack.com | **E-Mail:** sales@pasternack.com