



N Female Low PIM Connector Solder Attachment for SPP-250-LLPL

RF Connectors Technical Data Sheet



TC-SPP250-NF-LP

Times Microwave Systems Connector Specification

Configuration

- N Female Connector
- 50 Ohms
- Straight Body Geometry
- SPP-250-LLPL Interface Type
- Solder/Solder Attachment
- Low PIM Design

Features

- Max. Operating Frequency 6 GHz
- Excellent VSWR of 1.25:1
- PIM levels lower than -160 dBc
- Silver Plated Phosphor Bronze Contact
- 196 µin contact plating

Applications

- General Purpose Test
- Custom Cable Assemblies
- Distributed Antenna Systems (DAS)
- Wireless Communications
- Low PIM Applications

Description

Times Microwave's TC-SPP250-NF-LP type N female connector offered by Pasternack with solder/solder attachment for Times' SPP-250-LLPL is part of our full line of RF components available for same-day shipping. Times Microwave's type N female connector operates up to a maximum frequency of 6 GHz and offers excellent VSWR of 1.25:1. The Times type N female connector also has low passive intermodulation of -160 dBc.

Times Microwave's type N female connector TC-SPP250-NF-LP datasheet specifications and drawing with dimensions are shown below in this PDF. Pasternack's broad catalog of RF, microwave and millimeter wave connectors allows designers to configure and customize their signal connections however they like. Whether the need is to provide an I/O for a board design, or simply create a custom cable assembly configuration, Pasternack has the right connector for the job. Pasternack can also expertly build your custom cable assemblies for you and ship same-day.

Electrical Specifications

Description	Minimum	Typical	Maximum	Units
Frequency Range	DC		6	GHz
VSWR			1.25:1	
Insertion Loss			0.1	dB
Passive Intermodulation			-160	dBc
Operating Voltage (DC)			1,500	Vdc
Inner Conductor DC Resistance			1	mOhms
Outer Conductor DC Resistance			1	mOhms
Insulation Resistance	5,000			MOhms

Click the following link (or enter part number in "SEARCH" on website) to obtain additional part information including price, inventory and certifications: [N Female Low PIM Connector Solder Attachment for SPP-250-LLPL TC-SPP250-NF-LP](#)



N Female Low PIM Connector Solder Attachment for SPP-250-LLPL

RF Connectors Technical Data Sheet



TC-SPP250-NF-LP

Mechanical Specifications

Size

Length 1.33 in [33.78 mm]

Width/Dia. 0.94 in [23.88 mm]

Mating Torque 6 to 10 in-lbs [0.68 to 1.13 Nm]

Material Specifications

Description	Material	Plating
Contact	Phosphor Bronze	Silver 196 µin
Insulation	PTFE	
Outer Conductor	Brass	Tri-Metal 118 µin
Body	Brass	Tri-Metal 118 µin
Gasket	Silicone Rubber	

Environmental Specifications

Temperature

Operating Range -55 to +155 deg C

Humidity IP67

Shock MIL-STD 202G, Method 213, Condition I

Vibration MIL-STD 202G, Method 204, Condition B

Thermal Shock MIL-STD 202G, Method 107, Condition B

Compliance Certifications (see [product page](#) for current document)

Plotted and Other Data

Notes:

Click the following link (or enter part number in "SEARCH" on website) to obtain additional part information including price, inventory and certifications: [N Female Low PIM Connector Solder Attachment for SPP-250-LLPL TC-SPP250-NF-LP](#)



N Female Low PIM Connector Solder Attachment for SPP-250-LLPL

RF Connectors Technical Data Sheet



TC-SPP250-NF-LP

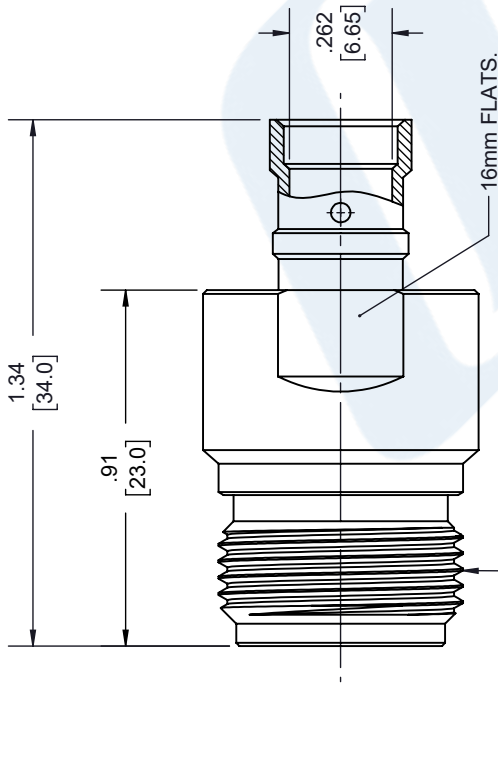
N Female Low PIM Connector Solder Attachment for SPP-250-LLPL from Pasternack Enterprises has same day shipment for domestic and International orders. Our RF, microwave and millimeter wave products maintain a 99.4% availability and are part of the broadest selection in the industry.

Click the following link (or enter part number in "SEARCH" on website) to obtain additional part information including price, inventory and certifications: [N Female Low PIM Connector Solder Attachment for SPP-250-LLPL TC-SPP250-NF-LP](https://www.pasternack.com/n-female-spp-250-llpl-connector-tc-spp250-nf-lp-p.aspx)

URL: <https://www.pasternack.com/n-female-spp-250-llpl-connector-tc-spp250-nf-lp-p.aspx>

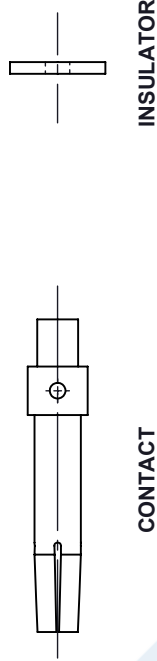
The information contained in this document is accurate to the best of our knowledge and representative of the part described herein. It may be necessary to make modifications to the part and/or the documentation of the part, in order to implement improvements. Pasternack reserves the right to make such changes as required. Unless otherwise stated, all specifications are nominal. Pasternack does not make any representation or warranty regarding the suitability of the part described herein for any particular purpose, and Pasternack does not assume any liability arising out of the use of any part or documentation.

REVISIONS			
REV.	DESCRIPTION	DATE	APPROVED
A	INITIAL RELEASE	03/05/19	S. ELLIS



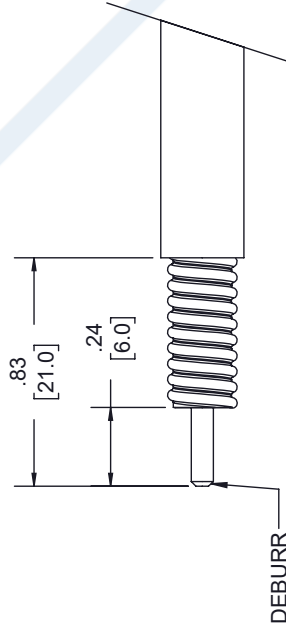
5/8-24 UNEF-2A

N FEMALE



CONTACT

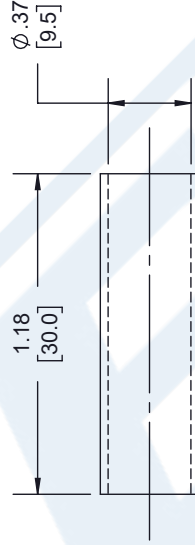
INSULATOR



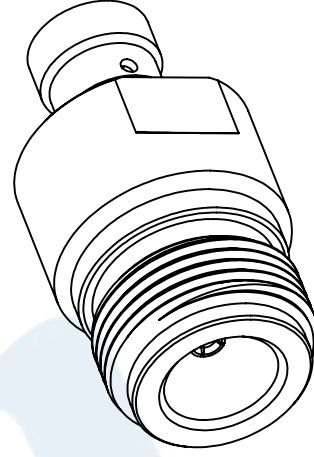
STRIPPING DIMENSIONS

NOTES:

- CABLE ATTACHMENT:
• OUTER: SOLDER.
• INNER: SOLDER.



HEAT SHRINK TUBE



UNLESS OTHERWISE SPECIFIED LEADING DIMENSIONS ARE INCHES DIMENSIONS IN [] ARE MILLIMETERS	
TOLERANCES:	FRACTIONS
X±.2	[5.08]
XX±.01	[.25]
XXX±.005	[.13]
ALL DIMENSIONS SHOWN ARE FOR REFERENCE ONLY.	
THIRD-ANGLE PROJECTION	

[PE] PASTERNAK an INFINITI brand	
Pasternack Enterprises, Inc. P.O. Box 16759, Irvine, CA 92623. Phone: 1.949.261.1920 1.866.727.8376 Fax: 1.949.261.7451 www.pasternack.com e-mail: sales@pasternack.com	
SIZE	CAGE
A	53919
DRAWN BY	K.DANG
PART NUMBER	TC-SPP250-NF-LP
REV	A

THE INFORMATION AND DESIGN IN THIS DOCUMENT IS THE PROPERTY OF PASTERNAK CORPORATION. ALL RIGHTS RESERVED.	
SHEET	1 OF 1
SCALE	N/A