



## 4.3-10 Male Connector Crimp/Solder Attachment for LMR-600

### RF Connectors Technical Data Sheet



TC-600-4310M-X

#### Times Microwave Systems Connector Specification

##### Configuration

- 4.3-10 Male Connector
- 50 Ohms
- Straight Body Geometry
- LMR-600 Interface Type
- Crimp/Solder Attachment

##### Features

- Max. Operating Frequency 6 GHz
- Excellent VSWR of 1.25:1
- Silver Plated Brass Contact

##### Applications

- General Purpose Test
- Custom Cable Assemblies
- Mobile Communications Systems
- Base Stations
- Distributed Antenna Systems (DAS)
- Small Cells
- Feeder Cables

##### Description

The Times Microwave TC-600-4310M-X 4.3-10 male connector with crimp/solder attachment for LMR-600 is part of our full line of RF components available for same-day shipping. This 4.3-10 male connector operates up to a maximum frequency of 6 GHz and offers good VSWR of 1.25:1.

Our datasheet specifications and drawing with dimensions for Times Microwave's 4.3-10 male connector TC-600-4310M-X are shown below in this PDF. Pasternack's broad catalog of RF, microwave and millimeter wave connectors allows designers to configure and customize their signal connections however they like. Whether the need is to provide an I/O for a board design, or simply create a custom cable assembly configuration, Pasternack has the right connector for the job. Pasternack can also expertly build your custom cable assemblies for you and ship same-day.

##### Electrical Specifications

Description	Minimum	Typical	Maximum	Units
Frequency Range	DC		6	GHz
VSWR			1.25:1	
Insulation Resistance	10,000			MOhms

Electrical Specification Notes:  
Insertion Loss =  $0.1 \times \text{SQRT}(\text{FGHz})$

##### Mechanical Specifications

Mating Cycles 500 Cycles

Click the following link (or enter part number in "SEARCH" on website) to obtain additional part information including price, inventory and certifications: [4.3-10 Male Connector Crimp/Solder Attachment for LMR-600 TC-600-4310M-X](#)



## 4.3-10 Male Connector Crimp/Solder Attachment for LMR-600

### RF Connectors Technical Data Sheet



TC-600-4310M-X

#### Material Specifications

Description	Material	Plating
Contact	Brass	Silver
Insulation	PTFE	
Body	Brass	Tri-Metal
Coupling Nut	Brass	Tri-Metal
Gasket	Silicone	
Crimp Sleeve	Brass	Tri-Metal

#### Environmental Specifications

##### Temperature

Operating Range

Shock

Vibration

Thermal Shock

-55 to +125 deg C

MIL-STD 202G, Meth. 204, Cond. B

MIL-STD 202G, Meth. 213, Cond. I

MIL-STD 202G, Meth. 107, Cond. B

**Compliance Certifications** (see [product page](#) for current document)

#### Plotted and Other Data

Notes:

Click the following link (or enter part number in "SEARCH" on website) to obtain additional part information including price, inventory and certifications: [4.3-10 Male Connector Crimp/Solder Attachment for LMR-600 TC-600-4310M-X](#)



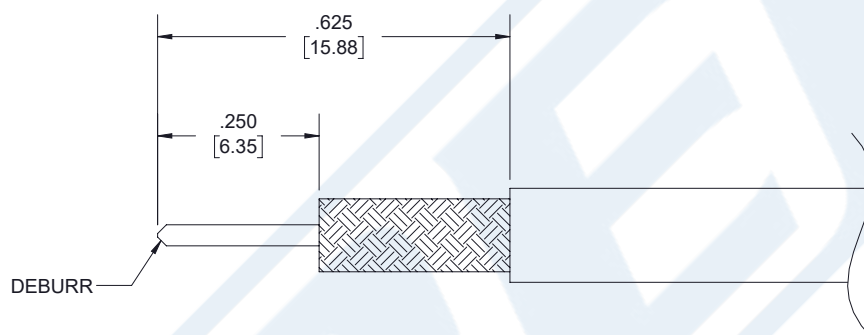
## 4.3-10 Male Connector Crimp/Solder Attachment for LMR-600

### RF Connectors Technical Data Sheet



TC-600-4310M-X

#### Assembly Instruction



#### ASSEMBLY PROCEDURES

1. STRIP CABLE TO THE DIMENSIONS SHOWN, CHAMFER CENTER CONDUCTOR AND DEBURR CABLE.
2. SLIDE FERRULE OVER CABLE AND INSULATOR OVER CABLE CENTER CONDUCTOR. INSERT CENTER CONTACT AND SOLDER.
3. PUSH THE CONNECTOR BODY INTO THE CABLE UNTIL IT STOPS. SLIDE FERRULE FORWARD AND AGAINST SHOULDER OF CONNECTOR AND CRIMP.

#### CRIMP SIZE REQUIRED

- FERRULE: .610" [15.49] HEX CRIMP TOOL

Click the following link (or enter part number in "SEARCH" on website) to obtain additional part information including price, inventory and certifications: [4.3-10 Male Connector Crimp/Solder Attachment for LMR-600 TC-600-4310M-X](#)



## 4.3-10 Male Connector Crimp/Solder Attachment for LMR-600

### RF Connectors Technical Data Sheet



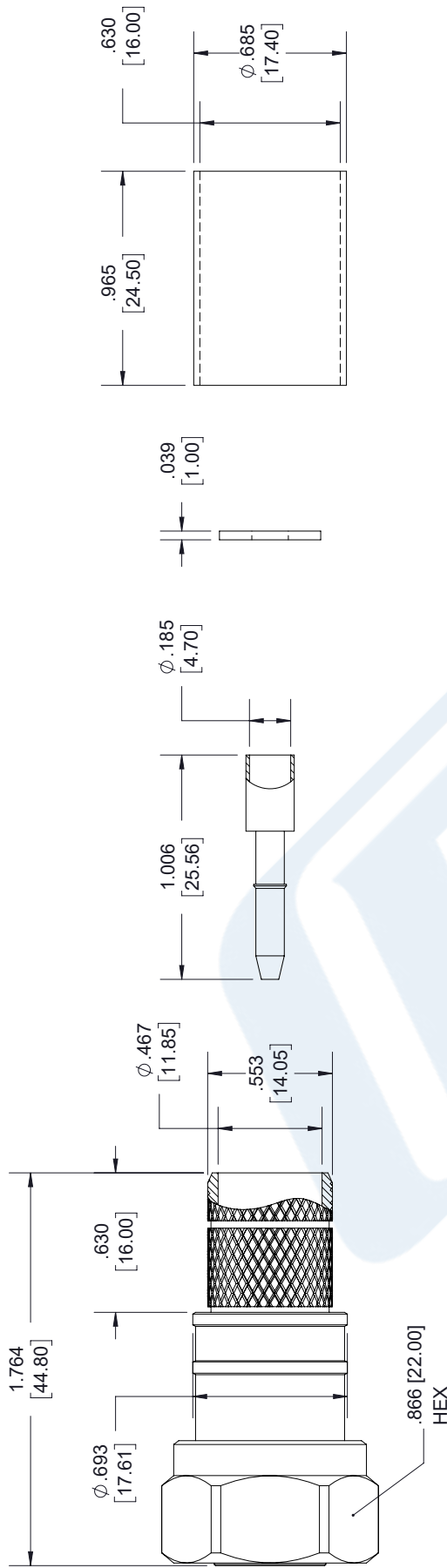
TC-600-4310M-X

4.3-10 Male Connector Crimp/Solder Attachment for LMR-600 from Pasternack Enterprises has same day shipment for domestic and International orders. Our RF, microwave and millimeter wave products maintain a 99.4% availability and are part of the broadest selection in the industry.

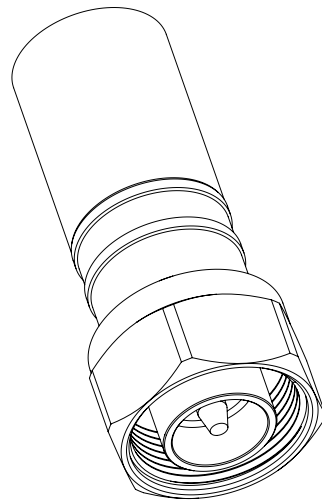
Click the following link (or enter part number in "SEARCH" on website) to obtain additional part information including price, inventory and certifications: [4.3-10 Male Connector Crimp/Solder Attachment for LMR-600 TC-600-4310M-X](https://www.pasternack.com/4.3-10-male-lmr-600-connector-tc-600-4310m-x-p.aspx)

URL: <https://www.pasternack.com/4.3-10-male-lmr-600-connector-tc-600-4310m-x-p.aspx>

The information contained in this document is accurate to the best of our knowledge and representative of the part described herein. It may be necessary to make modifications to the part and/or the documentation of the part, in order to implement improvements. Pasternack reserves the right to make such changes as required. Unless otherwise stated, all specifications are nominal. Pasternack does not make any representation or warranty regarding the suitability of the part described herein for any particular purpose, and Pasternack does not assume any liability arising out of the use of any part or documentation.



**4.3-10 MALE**



**STANDARD TOLERANCES**

.X	$\pm 0.2$
.XX	$\pm 0.01$
.XXX	$\pm 0.005$

\*STANDARD TOLERANCES APPLY  
ONLY TO DIMENSIONS IN INCHES



Pasternack Enterprises, Inc.  
P.O. Box 16759 | Irvine | CA | 92623  
**Phone:** (949) 261-1920 | **Fax:** (949) 261-7451  
**Website:** [www.pasternack.com](http://www.pasternack.com) | **E-Mail:** [sales@pasternack.com](mailto:sales@pasternack.com)

DWG TITLE

**TC-600-4310M-X**

NOTES:  
1. UNLESS OTHERWISE SPECIFIED ALL DIMENSIONS ARE NOMINAL.  
2. ALL SPECIFICATIONS ARE SUBJECT TO CHANGE WITHOUT NOTICE AT ANY TIME.  
3. DIMENSIONS ARE IN INCHES [mm].

**CAGE CODE 53919**

CAD FILE 04/18/18

SCALE N/A

SIZE A

7361