



WR-28 Waveguide Pressurizing Section 4.25 Inch Length,
 UG-599/U Square Cover Flange from 26.5 GHz to 40 GHz

TECHNICAL DATA SHEET **PEWSP1001**

The PEWSP1001 is a pressurizing section for WR-28 waveguides with UG-599/U Square Cover flanges. The pressure section has a pressure gauge to monitor the internal pressure. The pressure gauge will read up to 15 PSI. It also has a pressure inlet valve which is a Schrader 1/8-27 NPTF with protective metal cap. The PEWSP1001 is part of a family of pressure inlets with pressure gauges. Used with Pasternack's gasket kits it allows for waveguide systems to be pressurized with air or other gasses. These are quality built units with VSWR of 1.08:1 or less.

Features

- Pressurizing Waveguide Section
- 0-15 PSI Pressure Gauge
- 26.5 GHz to 40 GHz Frequency Range
- UG-599/U Square Cover Flange
- Waveguide Body made of Bronze with Brass Flanges
- Low VSWR

Applications

- Test Benches
- Radar
- Satellite
- Microwave Radio
- High Power

Electrical Specifications

Description	Minimum	Typical	Maximum	Units
Frequency Range	26.5		40	GHz
VSWR		1.09:1		

Mechanical Specifications

Waveguide Size: WR-28
 Waveguide Design: Standard
 Section Length: 4.25 in [107.95 mm]

Description	Flange 1	Waveguide	Flange 2
Flange Type	Square Cover		Square Cover
Flange Designation	UG-599/U	WR-28	UG-599/U
Material		Bronze	

Compliance Certifications (see [product page](#) for current document)

- Notes:
- Values at +25 °C, sea level

Click the following link (or enter part number in "SEARCH" on website) to obtain additional part information including price, inventory and certifications: [WR-28 Waveguide Pressurizing Section 4.25 Inch Length, UG-599/U Square Cover Flange from 26.5 GHz to 40 GHz PEWSP1001](#)

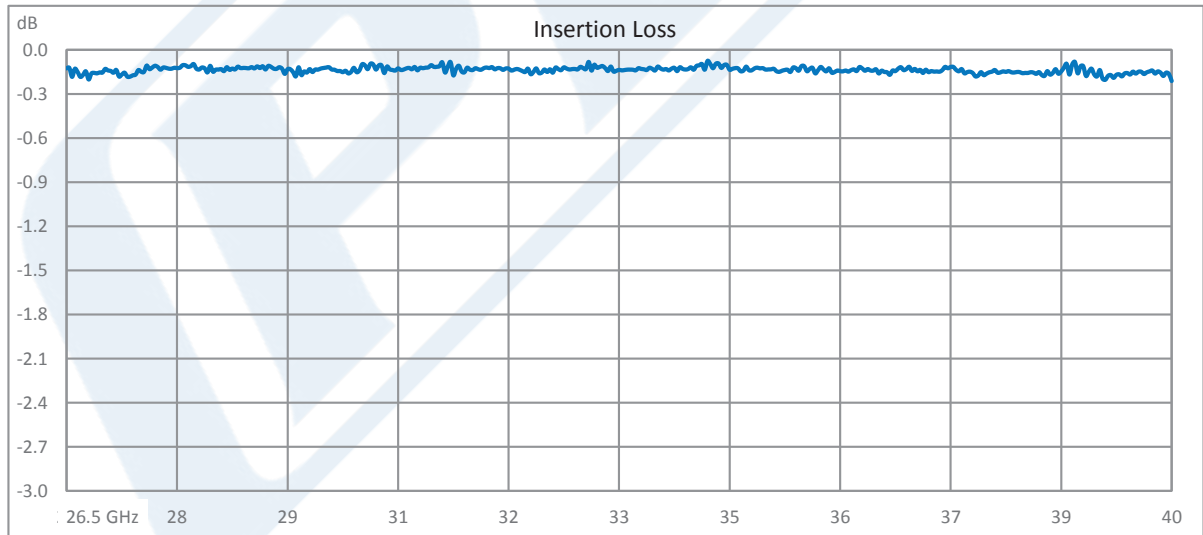
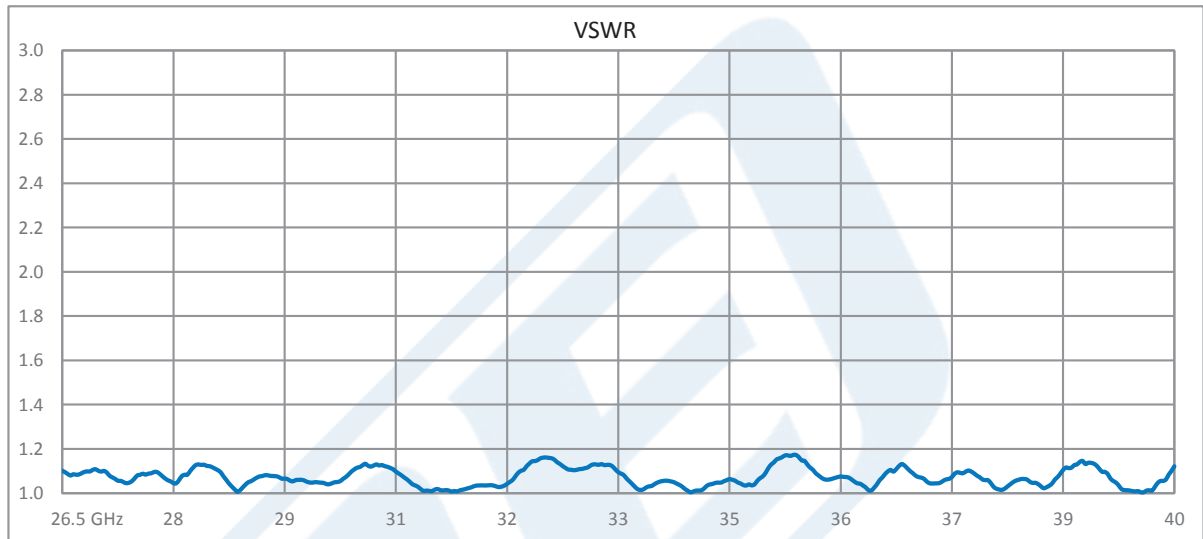


WR-28 Waveguide Pressurizing Section 4.25 Inch Length,
UG-599/U Square Cover Flange from 26.5 GHz to 40 GHz

TECHNICAL DATA SHEET

PEWSP1001

Power Data



Click the following link (or enter part number in "SEARCH" on website) to obtain additional part information including price, inventory and certifications: [WR-28 Waveguide Pressurizing Section 4.25 Inch Length, UG-599/U Square Cover Flange from 26.5 GHz to 40 GHz PEWSP1001](#)





WR-28 Waveguide Pressurizing Section 4.25 Inch Length,
UG-599/U Square Cover Flange from 26.5 GHz to 40 GHz

TECHNICAL DATA SHEET

PEWSP1001

WR-28 Waveguide Pressurizing Section 4.25 Inch Length, UG-599/U Square Cover Flange from 26.5 GHz to 40 GHz from Pasternack Enterprises has same day shipment for domestic and International orders. Our RF, microwave and millimeter wave products maintain a 99.4% availability and are part of the broadest selection in the industry.

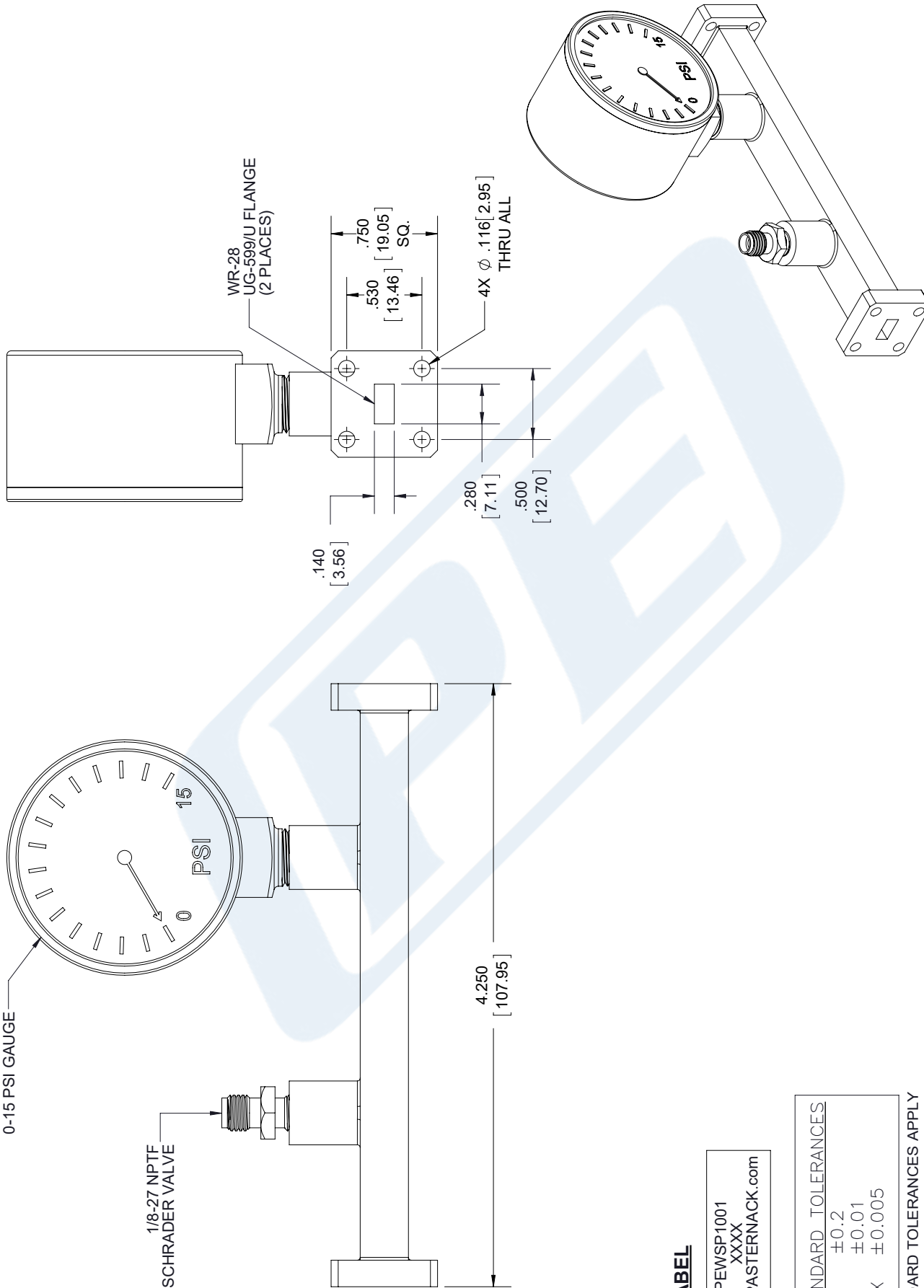
Click the following link (or enter part number in "SEARCH" on website) to obtain additional part information including price, inventory and certifications: [WR-28 Waveguide Pressurizing Section 4.25 Inch Length, UG-599/U Square Cover Flange from 26.5 GHz to 40 GHz PEWSP1001](https://www.pasternack.com/wr-28-standard-straight-waveguide-section-ug599-square-pewsp1001-p.aspx)

URL: <https://www.pasternack.com/wr-28-standard-straight-waveguide-section-ug599-square-pewsp1001-p.aspx>

The information contained in this document is accurate to the best of our knowledge and representative of the part described herein. It may be necessary to make modifications to the part and/or the documentation of the part, in order to implement improvements. Pasternack reserves the right to make such changes as required. Unless otherwise stated, all specifications are nominal. Pasternack does not make any representation or warranty regarding the suitability of the part described herein for any particular purpose, and Pasternack does not assume any liability arising out of the use of any part or documentation.

PEWSP1001 CAD Drawing

WR-28 Waveguide Pressurizing Section 4.25 Inch Length, UG-599/U Square Cover Flange from 26.5 GHz to 40 GHz



PE LABEL

PEWSP1001
XXXX
www.PASTERNAK.com

STANDARD TOLERANCES

.X ±0.2
.XX ±0.01
.XXX ±0.005

*STANDARD TOLERANCES APPLY ONLY TO DIMENSIONS IN INCHES



Pasternack Enterprises, Inc.
P.O. Box 16759 | Irvine | CA | 92623

Phone: (949) 261-1920 | Fax: (949) 261-7451
Website: www.pasternack.com | E-Mail: sales@pasternack.com

DWG TITLE

PEWSP1001

NOTES:
1. UNLESS OTHERWISE SPECIFIED ALL DIMENSIONS ARE NOMINAL.
2. ALL SPECIFICATIONS ARE SUBJECT TO CHANGE WITHOUT NOTICE AT ANY TIME
3. DIMENSIONS ARE IN INCHES [mm].

CAGE CODE 53919

CAD FILE 062017

SCALE N/A

SIZE A

9999