



## WR-42 Waveguide 30 dB Crossguide Coupler, 3 Port, UG-595/U Square Cover Flange, 18 GHz to 26.5 GHz, Bronze

### Waveguide Couplers Assemblies Technical Data

PEWCT1005

The PEWCT1005 is a 30 dB three port, terminated WR-42 crossguide waveguide coupler that operates in the frequency range of 18 to 26.5 GHz. The coupler has a typical VSWR of 1.05. These designs are made of Bronze with Brass UG-595/U Square Cover Flanges. Pasternack offers a complete family of crossguide couplers in both three port (terminated) and four port (unterminated) configurations that are in stock and ship on the same day. Top wall couplers are also available.

#### Features

- Three Port
- Crossguide Waveguide Coupler
- Terminated
- 30 dB Nominal Coupling Level
- 18 GHz to 26.5 GHz Frequency Range
- Waveguide Body made of Bronze with Brass Flanges
- Low VSWR

#### Applications

- Test Benches
- Radar
- Satellite
- Microwave Radio
- Attenuation Measurements
- Power Measurements
- Source Leveling

#### Electrical Specifications

Description	Minimum	Typical	Maximum	Units
Frequency Range	18		26.5	GHz
<b>Coupler</b>				
Nominal Coupling Level		30		dB
Directivity		20		dB
Insertion Loss		0.1		dB
Main Line VSWR		1.05:1		
<b>Termination</b>				
VSWR		1.02		
Input Power (CW)			1	Watts

#### Mechanical Specifications

##### Size

Length	5.5 in [139.7 mm]
Width	2.5 in [63.5 mm]

##### Interface

Waveguide Size	WR-42
Flange Type	Square Cover
Flange Designation	UG-595/U

Click the following link (or enter part number in "SEARCH" on website) to obtain additional part information including price, inventory and certifications: [WR-42 Waveguide 30 dB Crossguide Coupler, 3 Port, UG-595/U Square Cover Flange, 18 GHz to 26.5 GHz, Bronze PEWCT1005](#)



WR-42 Waveguide 30 dB Crossguide Coupler, 3 Port, UG-595/U Square Cover Flange, 18 GHz to 26.5 GHz, Bronze

## Waveguide Couplers Assemblies Technical Data

PEWCT1005

Flange Material and Plating

Brass

Coupler Body Material and Plating

Bronze

Termination Body Material and Plating

Bronze

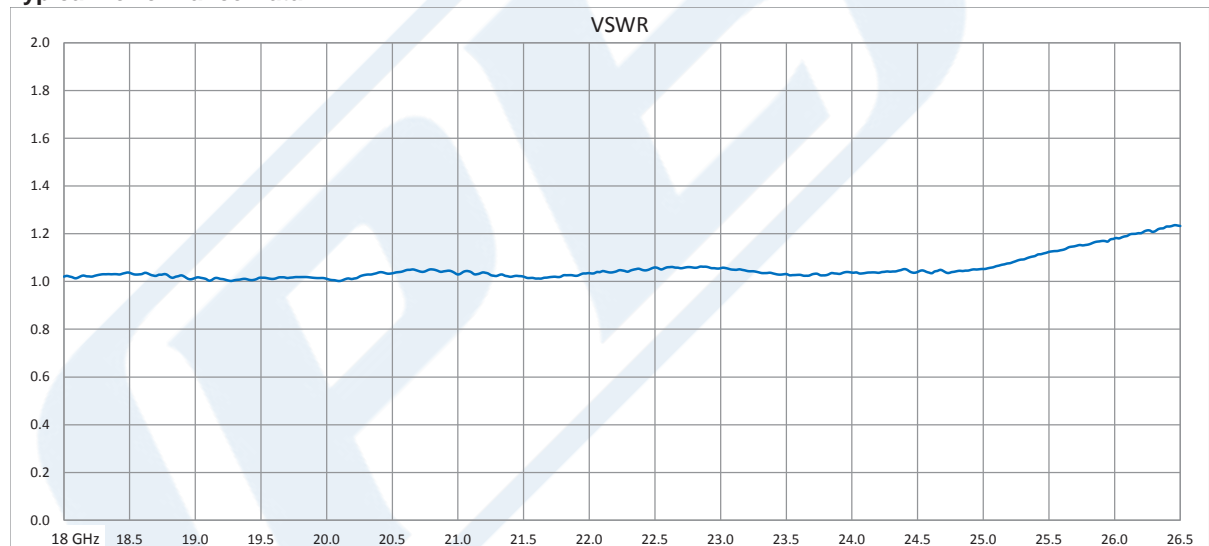
### Environmental Specifications

**Compliance Certifications** (see [product page](#) for current document)

### Plotted and Other Data

Notes:

#### Typical Performance Data



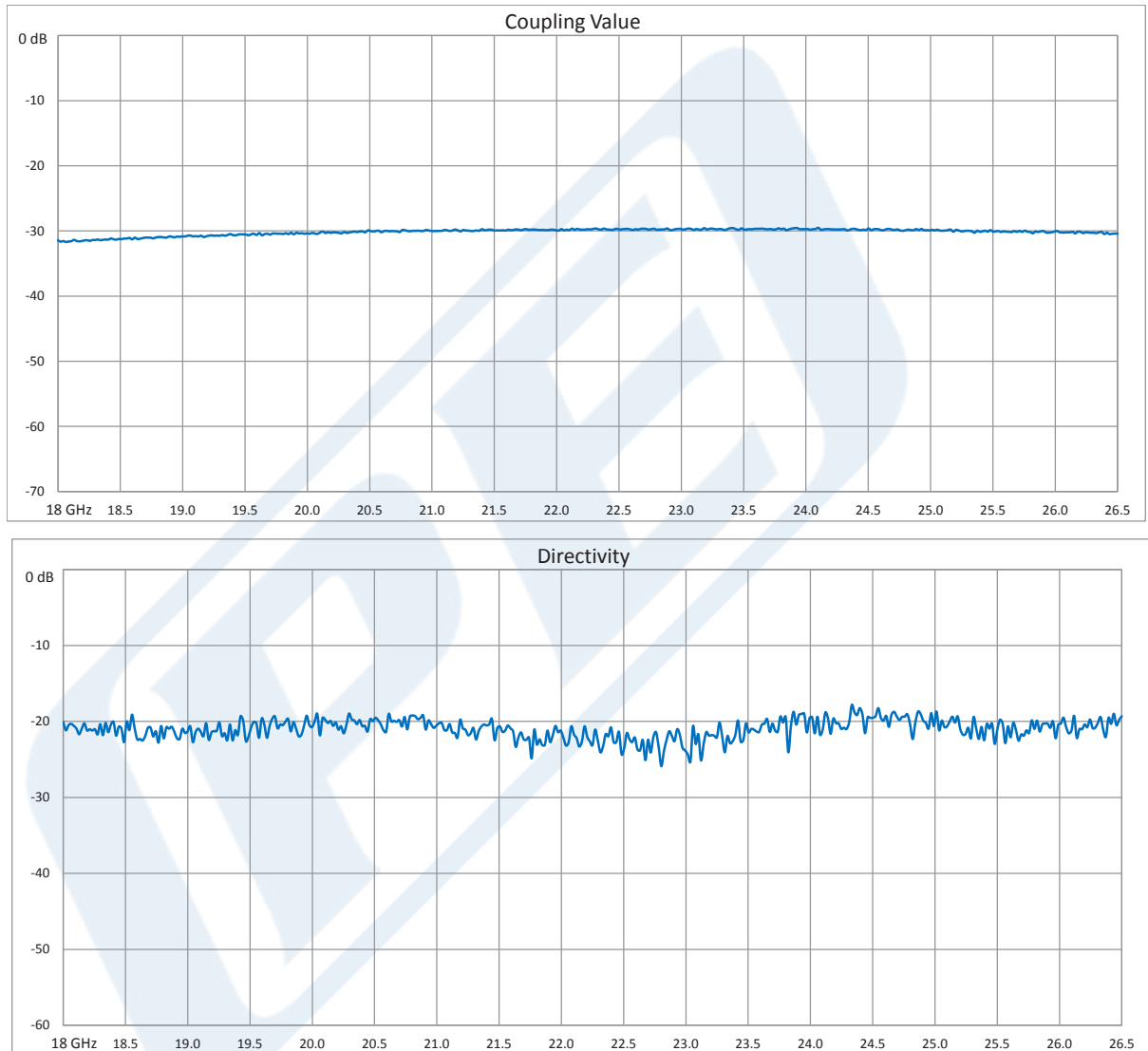
Click the following link (or enter part number in "SEARCH" on website) to obtain additional part information including price, inventory and certifications: [WR-42 Waveguide 30 dB Crossguide Coupler, 3 Port, UG-595/U Square Cover Flange, 18 GHz to 26.5 GHz, Bronze PEWCT1005](#)



WR-42 Waveguide 30 dB Crossguide Coupler, 3 Port, UG-595/U Square Cover Flange, 18 GHz to 26.5 GHz, Bronze

## Waveguide Couplers Assemblies Technical Data

PEWCT1005



Click the following link (or enter part number in "SEARCH" on website) to obtain additional part information including price, inventory and certifications: [WR-42 Waveguide 30 dB Crossguide Coupler, 3 Port, UG-595/U Square Cover Flange, 18 GHz to 26.5 GHz, Bronze PEWCT1005](#)



## WR-42 Waveguide 30 dB Crossguide Coupler, 3 Port, UG-595/U Square Cover Flange, 18 GHz to 26.5 GHz, Bronze

### Waveguide Couplers Assemblies Technical Data

PEWCT1005

WR-42 Waveguide 30 dB Crossguide Coupler, 3 Port, UG-595/U Square Cover Flange, 18 GHz to 26.5 GHz, Bronze from Pasternack Enterprises has same day shipment for domestic and International orders. Our RF, microwave and millimeter wave products maintain a 99.4% availability and are part of the broadest selection in the industry.

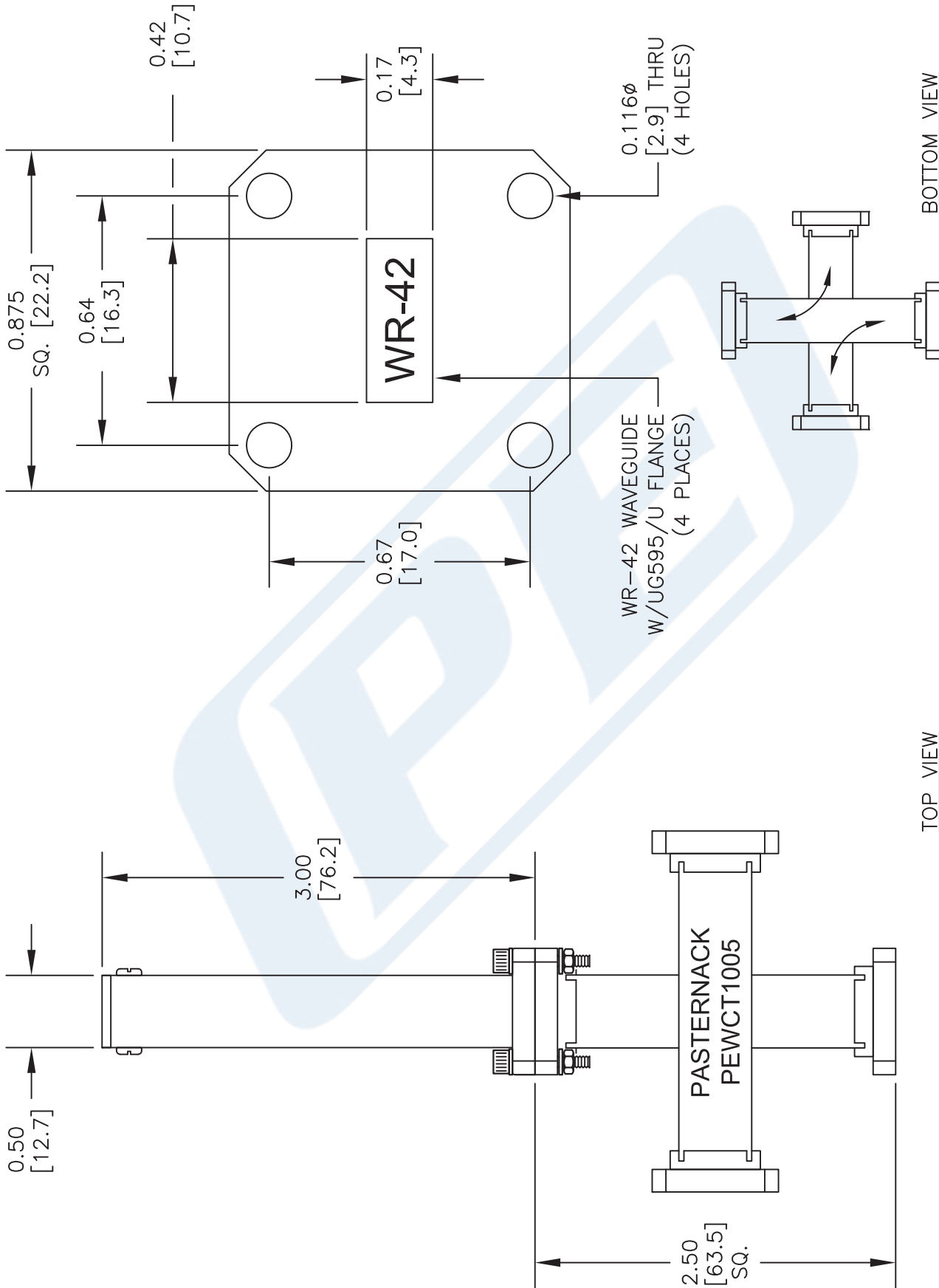
Click the following link (or enter part number in "SEARCH" on website) to obtain additional part information including price, inventory and certifications: [WR-42 Waveguide 30 dB Crossguide Coupler, 3 Port, UG-595/U Square Cover Flange, 18 GHz to 26.5 GHz, Bronze PEWCT1005](https://www.pasternack.com/wr-42-waveguide-30-db-crossguide-coupler-3-port-ug595-square-pewct1005-p.aspx)

URL: <https://www.pasternack.com/wr-42-waveguide-30-db-crossguide-coupler-3-port-ug595-square-pewct1005-p.aspx>

The information contained in this document is accurate to the best of our knowledge and representative of the part described herein. It may be necessary to make modifications to the part and/or the documentation of the part, in order to implement improvements. Pasternack reserves the right to make such changes as required. Unless otherwise stated, all specifications are nominal. Pasternack does not make any representation or warranty regarding the suitability of the part described herein for any particular purpose, and Pasternack does not assume any liability arising out of the use of any part or documentation.

# PEWCT1005 CAD Drawing

WR-42 Waveguide 30 dB Crossguide Coupler, 3 Port, UG-595/U  
Square Cover Flange, 18 GHz to 26.5 GHz, Bronze



TOP VIEW

BOTTOM VIEW

DWG TITLE

**PEWCT1005**

NOTES:  
1. UNLESS OTHERWISE SPECIFIED ALL DIMENSIONS ARE NOMINAL.  
2. ALL SPECIFICATIONS ARE SUBJECT TO CHANGE WITHOUT NOTICE AT ANY TIME.  
3. DIMENSIONS ARE IN INCHES [mm].

**PE PASTERNAK®**  
THE ENGINEER'S RF SOURCE

Pasternack Enterprises, Inc.  
P.O. Box 16759 | Irvine | CA | 92623  
Phone: (949) 261-1920 | Fax: (949) 261-7451  
Website: [www.pasternack.com](http://www.pasternack.com) | E-Mail: [sales@pasternack.com](mailto:sales@pasternack.com)

FSCM NO. 53919

CAD FILE 042817

SCALE N/A

SIZE A

2233