



WR-10 Waveguide Wide Angle Scalar Feed Horn Antenna
Operating from 89 GHz to 99 GHz with a Nominal
10 dBi Gain with UG-385/U-Mod Round Cover

Gain Horns Technical Data Sheet

PEWAN1073

Features

- Rectangular Waveguide Interface
- 94 GHz center frequency
- 10 dBi Nominal Gain
- UG-385/U-Mod Round Cover Flange

Applications

- Antenna Measurements
- Wireless Communication
- Laboratory Use
- Microwave Radio Systems

Description

Waveguide wide angle scalar feed horn antennas are used in a wide variety of applications due to their high power handling capability, low loss, high directivity, and near constant electrical performance across a broad bandwidth. Pasternack's PEWAN1073 WR-10 waveguide wide angle scalar feed horn antenna operating from 94 GHz center frequency with a nominal 10 dBi gain is part of our full line of RF components available for same-day shipping. This Pasternack circular horn antenna has a gold plated brass body and a precision tolerance UG-385/U-Mod round cover flange. The PEWAN1073 WR-10 waveguide wide angle scalar feed horn antenna offers low gain variation across its operating frequency range.

Configuration

Design	WR-10 Wide Angle Scalar Feed Horn
Pattern	Directional
Polarization	Linear

Electrical Specifications

Description	Minimum	Typical	Maximum	Units
Frequency Range	89		99	GHz
Nominal Gain		10		dBi
Horizontal Half Power Beam Width		56		Degrees
Vertical Half Power Beam Width		55		Degrees
VSWR		1.15:1		

Mechanical Specifications

Size

Length	1.16 in [29.46 mm]
Width	0.75 in [19.05 mm]
Height	0.75 in [19.05 mm]
Weight	0.055 lbs [24.95 g]

Waveguide Interface

Waveguide Size	WR-10
Flange Type	Round Cover
Flange Designation	UG-385/U-Mod

Click the following link (or enter part number in "SEARCH" on website) to obtain additional part information including price, inventory and certifications: [WR-10 Waveguide Wide Angle Scalar Feed Horn Antenna Operating from 89 GHz to 99 GHz with a Nominal 10 dBi Gain with UG-385/U-Mod Round Cover PEWAN1073](#)



WR-10 Waveguide Wide Angle Scalar Feed Horn Antenna
Operating from 89 GHz to 99 GHz with a Nominal
10 dBi Gain with UG-385/U-Mod Round Cover

Gain Horns Technical Data Sheet

PEWAN1073

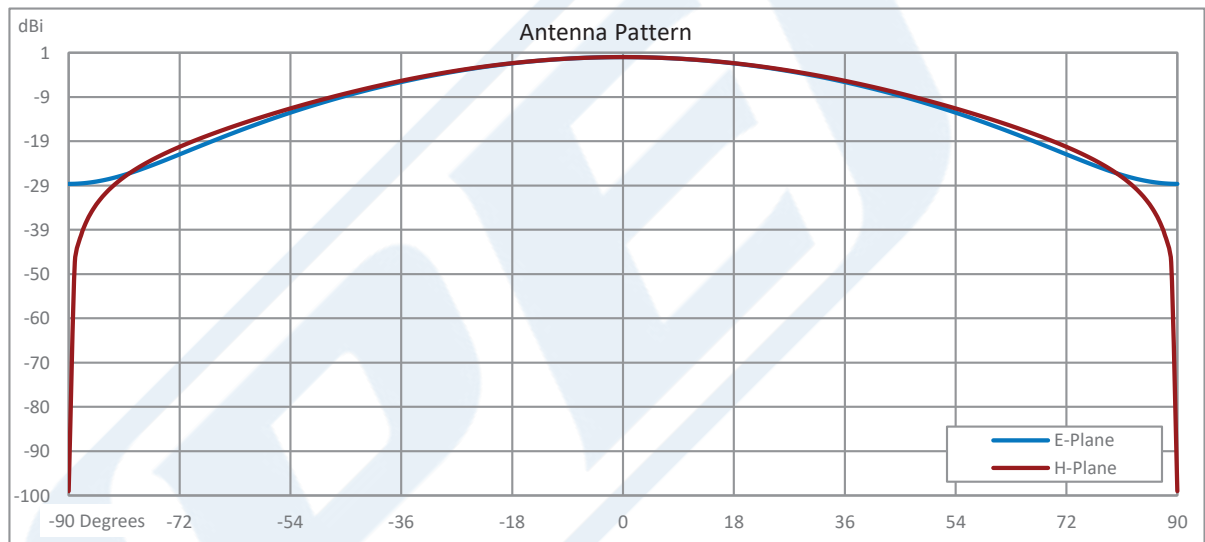
Body Material and Plating

Brass, Gold

Compliance Certifications (see [product page](#) for current document)

Plotted and Other Data

Typical Performance Data



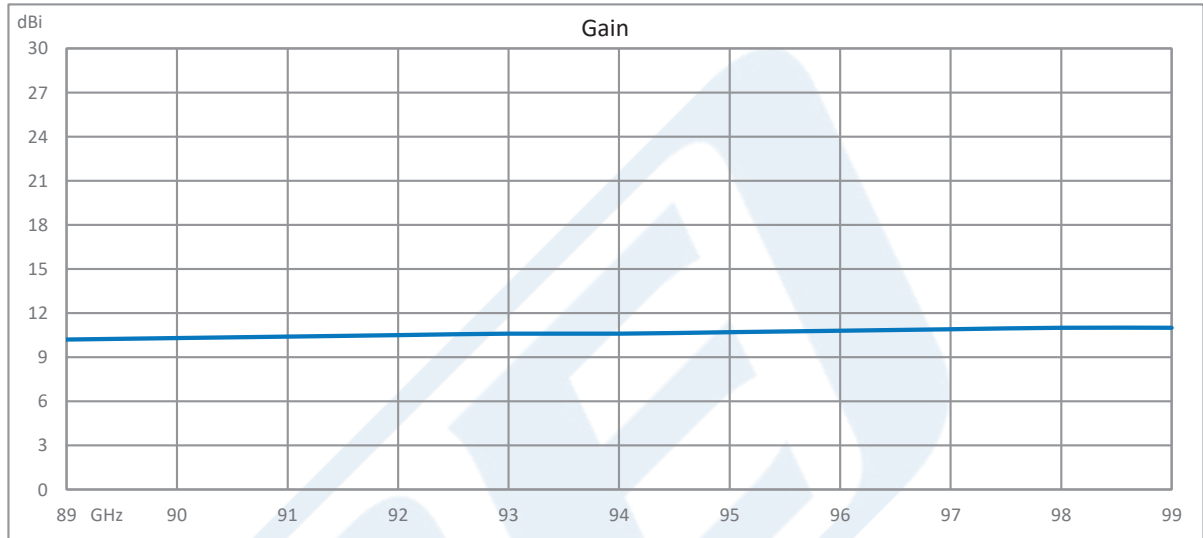
Click the following link (or enter part number in "SEARCH" on website) to obtain additional part information including price, inventory and certifications: [WR-10 Waveguide Wide Angle Scalar Feed Horn Antenna Operating from 89 GHz to 99 GHz with a Nominal 10 dBi Gain with UG-385/U-Mod Round Cover PEWAN1073](#)



WR-10 Waveguide Wide Angle Scalar Feed Horn Antenna
Operating from 89 GHz to 99 GHz with a Nominal
10 dBi Gain with UG-385/U-Mod Round Cover

Gain Horns Technical Data Sheet

PEWAN1073



WR-10 Waveguide Wide Angle Scalar Feed Horn Antenna Operating from 89 GHz to 99 GHz with a Nominal 10 dBi Gain with UG-385/U-Mod Round Cover from Pasternack Enterprises has same day shipment for domestic and International orders. Our RF, microwave and millimeter wave products maintain a 99.4% availability and are part of the broadest selection in the industry.

Click the following link (or enter part number in "SEARCH" on website) to obtain additional part information including price, inventory and certifications: [WR-10 Waveguide Wide Angle Scalar Feed Horn Antenna Operating from 89 GHz to 99 GHz with a Nominal 10 dBi Gain with UG-385/U-Mod Round Cover PEWAN1073](https://www.pasternack.com/wr-10-waveguide-gain-horn-antenna-10dbi-ug-385-mod-round-flange-pewan1073-p.aspx)

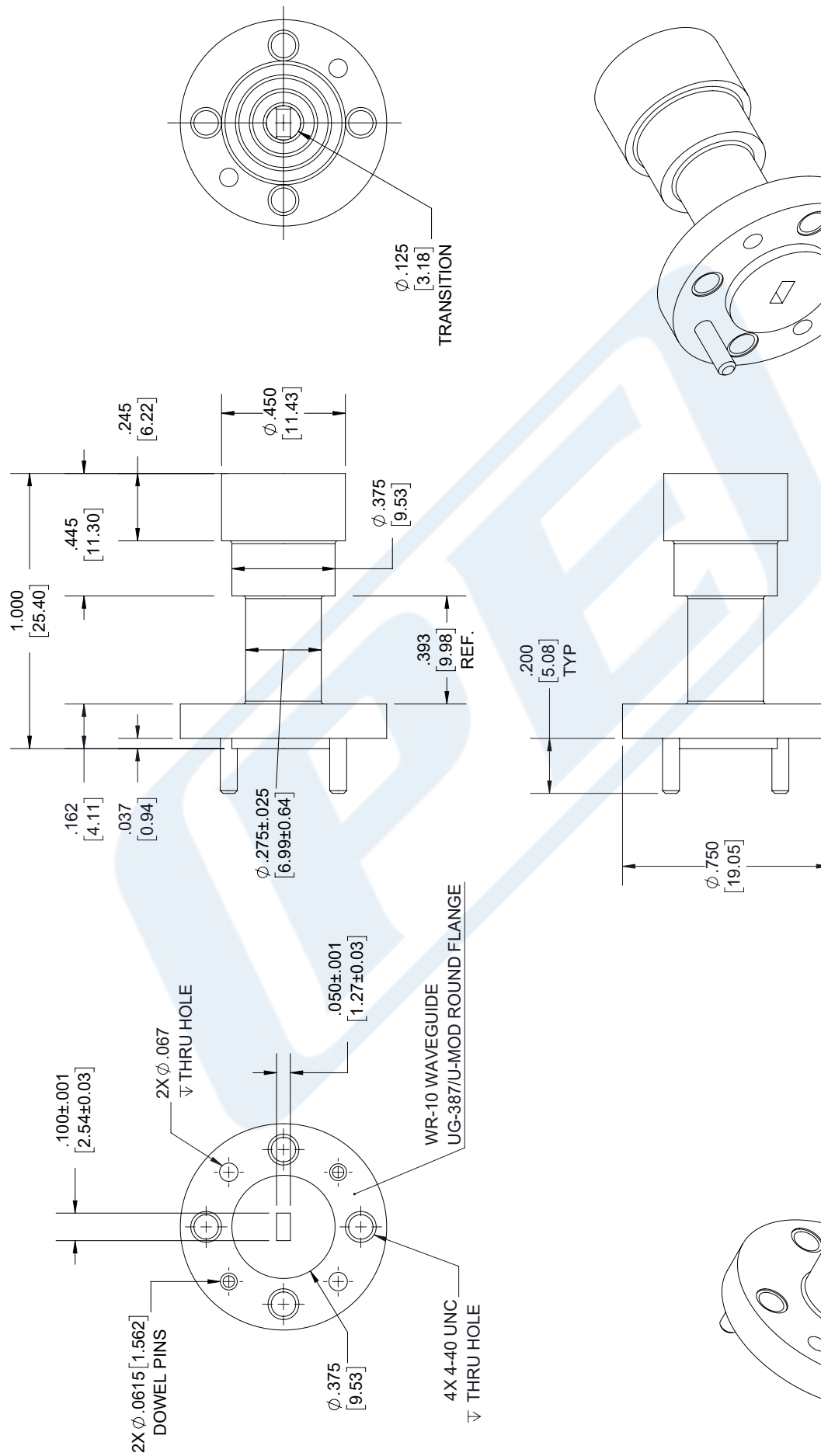
URL: <https://www.pasternack.com/wr-10-waveguide-gain-horn-antenna-10dbi-ug-385-mod-round-flange-pewan1073-p.aspx>

The information contained in this document is accurate to the best of our knowledge and representative of the part described herein. It may be necessary to make modifications to the part and/or the documentation of the part, in order to implement improvements. Pasternack reserves the right to make such changes as required. Unless otherwise stated, all specifications are nominal. Pasternack does not make any representation or warranty regarding the suitability of the part described herein for any particular purpose, and Pasternack does not assume any liability arising out of the use of any part or documentation.

PEWAN1073 CAD Drawing

WR-10 Waveguide Wide Angle Scalar Feed Horn Antenna Operating from 89 GHz to 99 GHz with a Nominal 10 dBi Gain with UG-385/U-Mod Round Cover

REVISIONS			
REV.	DESCRIPTION	DATE	APPROVED
A	INITIAL RELEASE	02/22/19	M.MILLER



UNLESS OTHERWISE SPECIFIED LEADING DIMENSIONS ARE INCHES DIMENSIONS IN [] ARE MILLIMETERS

TOLERANCES:

X \pm .2	[5.08]	FRACTIONS
XX \pm .01	[.25]	\pm 1/32
.XXX \pm .005	[.13]	ANGLES \pm 1°

ALL DIMENSIONS SHOWN ARE FOR REFERENCE ONLY.

THIRD-ANGLE PROJECTION

THE INFORMATION AND DESIGN IN THIS DOCUMENT IS THE PROPERTY OF PASTERNAK CORPORATION. ALL RIGHTS RESERVED.

PE PASTERNAK
an INFINITO brand

Pasternack Enterprises, Inc.
P.O. Box 16759, Irvine, CA 92623.
Phone: 1,949,261,1920 | 1,866,727,8376
Fax: 1,949,261,7451
www.pasternack.com | e-mail: sales@pasternack.com

SHEET	1	OF	1
SCALE	N/A		

SIZE	CAGE	DRAWN BY	PART NUMBER	REV
A	53919	K.DANG	PEWAN1073	A

THESE COMMODITIES, TECHNOLOGY OR SOFTWARE WERE EXPORTED FROM THE UNITED STATES IN ACCORDANCE WITH THE EXPORT ADMINISTRATION REGULATIONS. DIVERSION CONTRARY TO U.S. LAW PROHIBITED.