



WR-51 Waveguide Bulkhead Adapter Square Cover Flange, 15 GHz to 22 GHz

Waveguide Bulkhead Adapters Technical Data

PEWAD5011

Features

- Bulkhead adapter for WR-51
- Square Cover Flange
- N Band 15 to 22 GHz
- Mounted to panel with backing ring
- Neoprene Gasket
- Precision manufactured
- Painted Brass Construction
- Stainless steel screws included

Applications

- Test Instrumentation
- Military and Space
- Communications Systems
- Sub-Assemblies
- R&D labs

Description

The Pasternack PEWAD5011 is a WR-51 rectangular waveguide bulkhead adapters operating within the N Band frequency range of 15 GHz to 22 GHz. The WR-51 bulkhead adapters are used for waveguide interface in panel mount equipment or pressurized test chamber. A hole is made in the panel wall or bulkhead and the adapter is mounted to the panel with screws and a backing ring that is complete with Neoprene gasket (both included). Once securely mounted, waveguides with a Square Cover flange can be attached to the adapter on both sides of the bulkhead feedthrough to allow a signal path through the panel. This Pasternack series of rectangular waveguide bulkhead feedthrough adapters are offered to cover frequency range of 5.85 GHz to 50 GHz in 9 waveguide bands and are ready to ship same day.

Electrical Specifications

Description	Minimum	Typical	Maximum	Units
Frequency Range	15		22	GHz
VSWR		1.03:1		

Mechanical Specifications

Size	
Length	3 in [76.2 mm]
Width/Dia.	3.38 in [85.85 mm]
Weight	1.099 lbs [498.5 g]

Description	Flange 1	Waveguide	Flange 2
Type	Square Cover	WR-51	Square Cover
Designation	None		None
Material	Brass	Brass	Brass

Click the following link (or enter part number in "SEARCH" on website) to obtain additional part information including price, inventory and certifications: [WR-51 Waveguide Bulkhead Adapter Square Cover Flange, 15 GHz to 22 GHz PEWAD5011](#)



WR-51 Waveguide Bulkhead Adapter Square Cover Flange, 15 GHz to 22 GHz

Waveguide Bulkhead Adapters Technical Data

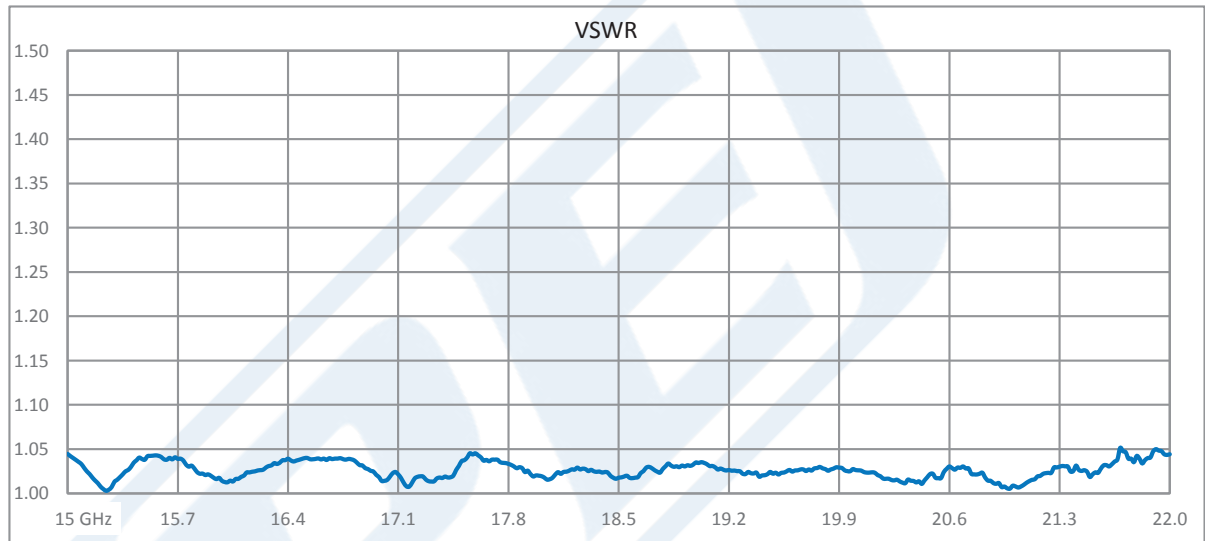
PEWAD5011

Compliance Certifications (see [product page](#) for current document)

Plotted and Other Data

Notes:

Typical Performance Data



WR-51 Waveguide Bulkhead Adapter Square Cover Flange, 15 GHz to 22 GHz from Pasternack Enterprises has same day shipment for domestic and International orders. Our RF, microwave and millimeter wave products maintain a 99.4% availability and are part of the broadest selection in the industry.

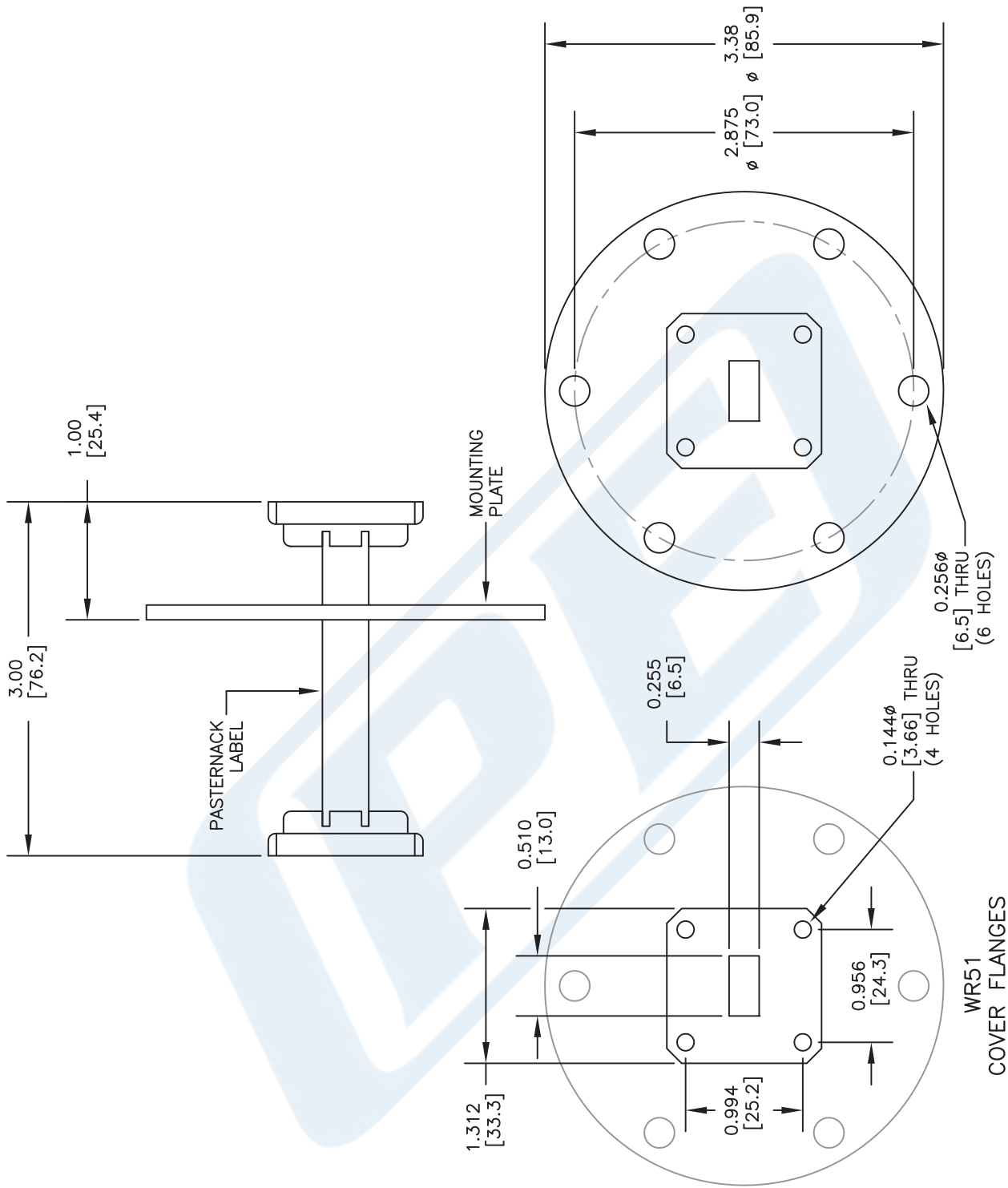
Click the following link (or enter part number in "SEARCH" on website) to obtain additional part information including price, inventory and certifications: [WR-51 Waveguide Bulkhead Adapter Square Cover Flange, 15 GHz to 22 GHz PEWAD5011](#)

URL: <https://www.pasternack.com/wr-51-waveguide-bulkhead-adapter-square-22-ghz-pewad5011-p.aspx>

The information contained in this document is accurate to the best of our knowledge and representative of the part described herein. It may be necessary to make modifications to the part and/or the documentation of the part, in order to implement improvements. Pasternack reserves the right to make such changes as required. Unless otherwise stated, all specifications are nominal. Pasternack does not make any representation or warranty regarding the suitability of the part described herein for any particular purpose, and Pasternack does not assume any liability arising out of the use of any part or documentation.

PEWAD5011 CAD Drawing

WR-51 Waveguide Bulkhead Adapter Square Cover Flange, 15 GHz to 22 GHz



NOTES:
1. UNLESS OTHERWISE SPECIFIED ALL DIMENSIONS ARE NOMINAL.
2. ALL SPECIFICATIONS ARE SUBJECT TO CHANGE WITHOUT NOTICE AT ANY TIME.
3. DIMENSIONS ARE IN INCHES [mm].

DWG TITLE
PEWAD5011

CAGE CODE 53919

CAD FILE 011217

SCALE N/A

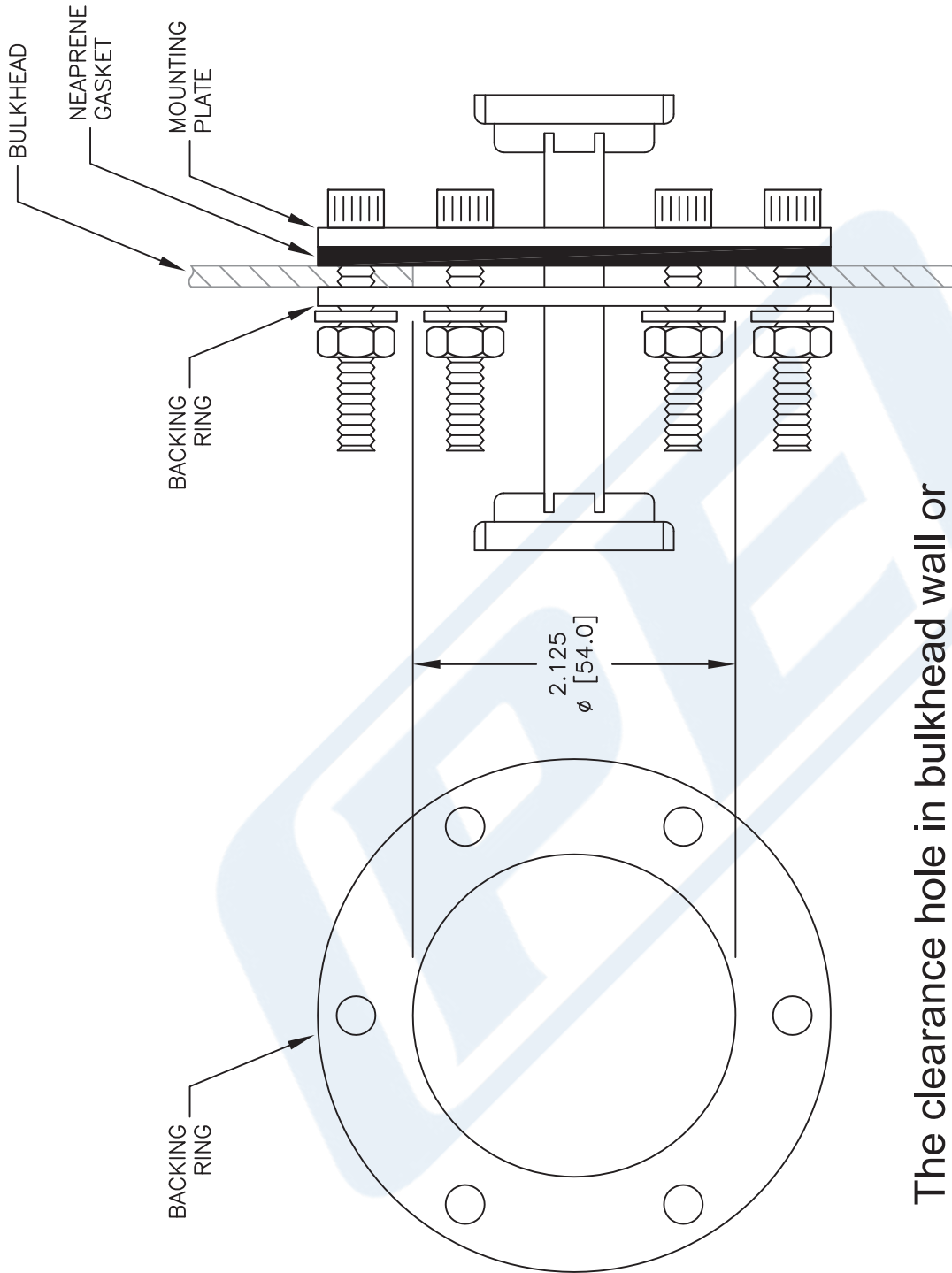
SIZE A

2233

PE PASTERNAK®
THE ENGINEER'S RF SOURCE
Pasternack Enterprises, Inc.
P.O. Box 16759 | Irvine | CA | 92623
Phone: (949) 261-1920 | Fax: (949) 261-7451
Website: www.pasternack.com | E-Mail: sales@pasternack.com

PEWAD5011 CAD Drawing

WR-51 Waveguide Bulkhead Adapter Square Cover Flange, 15 GHz to 22 GHz



The clearance hole in bulkhead wall or panel is 2.125 diameter.

STANDARD TOLERANCES
.X ±0.2
.XX ±0.1
.XXX ±0.05

*STANDARD TOLERANCES APPLY ONLY TO DIMENSIONS IN INCHES

NOTES:
1. UNLESS OTHERWISE SPECIFIED ALL DIMENSIONS ARE NOMINAL.
2. ALL SPECIFICATIONS ARE SUBJECT TO CHANGE WITHOUT NOTICE AT ANY TIME.
3. DIMENSIONS ARE IN INCHES [mm].

DWG TITLE
PEWAD5011

PE PASTERNAK®
THE ENGINEER'S RF SOURCE
Pasternack Enterprises, Inc.
P.O. Box 16759 | Irvine | CA | 92623
Phone: (949) 261-1920 | Fax: (949) 261-7451
Website: www.pasternack.com | E-Mail: sales@pasternack.com

CAGE CODE 53919

CAD FILE 011217

SCALE N/A

SIZE A

2233