



WR-430 Waveguide Standard Gain Horn Antenna Operating from 1.7 GHz to 2.6 GHz with a Nominal 20 dB Gain SMA Female Input

Waveguide Antennas with Waveguide to Coax Adapt-

PE9864/SF-20

Configuration

Design	WR-430 Standard Gain Horn
Pattern	Directional
Polarization	Linear
Coaxial Interface	SMA Female

Electrical Specifications

Description	Minimum	Typical	Maximum	Units
Frequency Range	1.7		2.6	GHz
Impedance		50		Ohms
Waveguide Standard Gain Horn				
Gain		20		dB
Horizontal Half Power Beam Width		17.4		Degrees
Vertical Half Power Beam Width		17.3		Degrees
Waveguide to Coaxial Adapter				
Input VSWR			1.25:1	

Mechanical Specifications

Size	
Weight	26.52 lbs [12.03 kg]
RF Connector	
Type	SMA Female
Waveguide Interface	
Waveguide Size	WR-430

Environmental Specifications

Compliance Certifications (see [product page](#) for current document)

Plotted and Other Data

2 Dimensional OML Drawing	PE9864/SF-20
Notes:	

Click the following link (or enter part number in "SEARCH" on website) to obtain additional part information including price, inventory and certifications: [WR-430 Waveguide Standard Gain Horn Antenna Operating from 1.7 GHz to 2.6 GHz with a Nominal 20 dB Gain SMA Female Input PE9864/SF-20](#)



WR-430 Waveguide Standard Gain Horn Antenna Operating from 1.7 GHz to 2.6 GHz with a Nominal 20 dB Gain SMA Female Input

Waveguide Antennas with Waveguide to Coax Adapt-

PE9864/SF-20

WR-430 Waveguide Standard Gain Horn Antenna Operating from 1.7 GHz to 2.6 GHz with a Nominal 20 dB Gain SMA Female Input from Pasternack Enterprises has same day shipment for domestic and International orders. Our RF, microwave and millimeter wave products maintain a 99.4% availability and are part of the broadest selection in the industry.

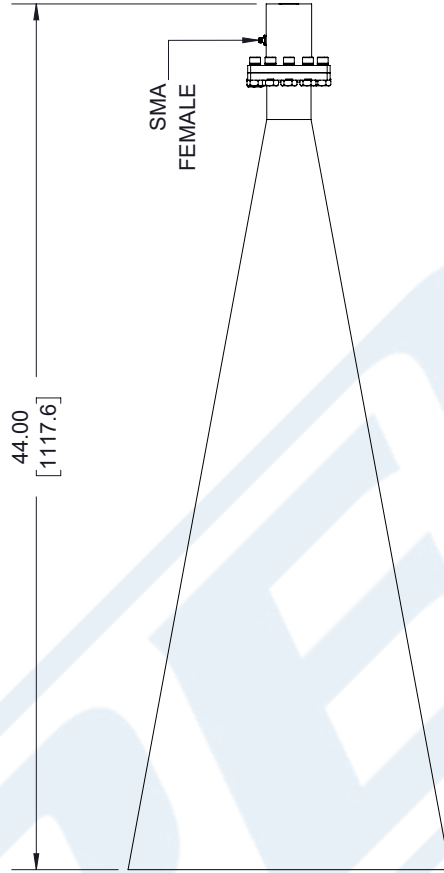
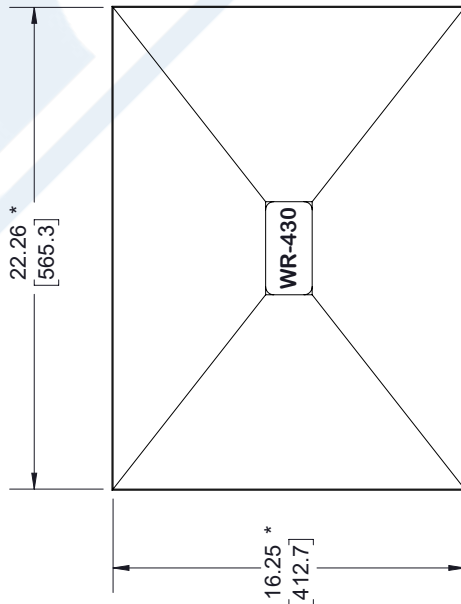
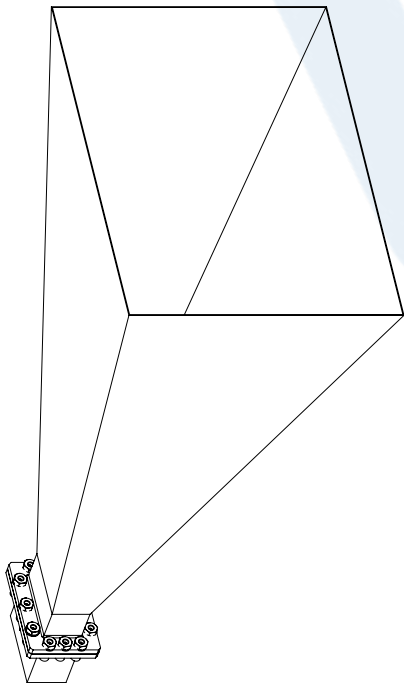
Click the following link (or enter part number in "SEARCH" on website) to obtain additional part information including price, inventory and certifications: [WR-430 Waveguide Standard Gain Horn Antenna Operating from 1.7 GHz to 2.6 GHz with a Nominal 20 dB Gain SMA Female Input PE9864/SF-20](https://www.pasternack.com/standard-gain-horn-waveguide-size-wr430-20-db-gain-sma-female-pe9864sf-20-p.aspx)

URL: <https://www.pasternack.com/standard-gain-horn-waveguide-size-wr430-20-db-gain-sma-female-pe9864sf-20-p.aspx>

The information contained in this document is accurate to the best of our knowledge and representative of the part described herein. It may be necessary to make modifications to the part and/or the documentation of the part, in order to implement improvements. Pasternack reserves the right to make such changes as required. Unless otherwise stated, all specifications are nominal. Pasternack does not make any representation or warranty regarding the suitability of the part described herein for any particular purpose, and Pasternack does not assume any liability arising out of the use of any part or documentation.

PE9864/SF-20 CAD Drawing

WR-430 Waveguide Standard Gain Horn Antenna Operating from 1.7 GHz to 2.6 GHz with a Nominal 20 dB Gain SMA Female Input



* INSIDE DIMENSION

STANDARD TOLERANCES

.X ±0.2
 .XX ±0.01
 .XXX ±0.005

*STANDARD TOLERANCES APPLY ONLY TO DIMENSIONS IN INCHES



Pasternack Enterprises, Inc.
 P.O. Box 16759 | Irvine | CA | 92623
Phone: (949) 261-1920 | **Fax:** (949) 261-7451
Website: www.pasternack.com | **E-Mail:** sales@pasternack.com

DWG TITLE

PE9864/SF-20

CAGE CODE 53919

NOTES:
 1. UNLESS OTHERWISE SPECIFIED ALL DIMENSIONS ARE NOMINAL.
 2. ALL SPECIFICATIONS ARE SUBJECT TO CHANGE WITHOUT NOTICE AT ANY TIME
 3. DIMENSIONS ARE IN INCHES [mm].

CAD FILE 101117

SCALE N/A

SIZE A

7361