



1.0mm Female to 1.0mm Female Adapter

RF Adapters Technical Data Sheet

PE91463

Configuration

- 1.0mm Female Connector 1
- 1.0mm Female Connector 2
- 50 Ohm
- Straight Body Geometry

Features

- Max VSWR of 1.28:1 up to 110 GHz
- Contact plating according to MIL-DTL-45204
- Gold Plated Beryllium Copper Contact

Applications

- General Purpose Test
- 110 GHz Calibrations
- Metrology
- 1.0 mm Calibration Adapters
- 1.0 mm SOLT Calibration

Description

Pasternack's PE91463 1.0mm female to 1.0mm female adapter is part of our full line of RF components available for same-day shipping. Our 1.0mm to 1.0mm adapter has a female to female gender configuration built of durable stainless steel. PE91463 1.0mm female to 1.0mm female adapter operates to 110 GHz. The Pasternack RF adapter provides good VSWR of 1.28:1 maximum.

RF adapters are often used to enable connections between two connector types that would otherwise not mate. Certain adapter configurations can also be used to protect connectors on expensive equipment where the number of connect/disconnect cycles is high. An RF, microwave or millimeter wave adapter is connected to the equipment, and the commonly changed connection is made with the adapter which can be easily replaced when it wears out after high usage; such adapters are referred to as connector savers. Pasternack also offers bulkhead, panel mount, hermetically sealed, reverse polarity, and isolated ground adapter varieties to serve all of your RF, microwave and millimeter wave needs.

Electrical Specifications

Description	Minimum	Typical	Maximum	Units
Frequency Range	DC		110	GHz
VSWR			1.28:1	
Dielectric Withstanding Voltage (AC)			650	Vrms
Inner Conductor DC Resistance			4	mOhms
Outer Conductor DC Resistance			2	mOhms
Insulation Resistance	5,000			MOhms
RF Leakage			-120	dB

Electrical Specification Notes:
Values at 25° C, sea level.

Click the following link (or enter part number in "SEARCH" on website) to obtain additional part information including price, inventory and certifications: [1.0mm Female to 1.0mm Female Adapter PE91463](#)



1.0mm Female to 1.0mm Female Adapter

RF Adapters Technical Data Sheet

PE91463

Mechanical Specifications

Size

Description	Connector 1	Connector 2
Type	1.0mm Female	1.0mm Female
Polarity	Standard	Standard

Material Specifications

Description	Material	Plating	Material	Plating
Type	1.0mm Female		1.0mm Female	
Contact	Beryllium Copper	Gold MIL-DTL-45204	Beryllium Copper	Gold MIL-DTL-45204
Insulation	PEI		PEI	
Outer Conductor	Passivated Stainless Steel		Passivated Stainless Steel	
Body	Passivated Stainless Steel		Passivated Stainless Steel	

Environmental Specifications

Temperature

Operating Range

-55 to +165 deg C

Shock

Vibration

Thermal Shock

Salt Spray

Per MIL-STD-202, Method 213, Test Condition I
Per MIL-STD-202, Method 204, Test Condition D
Per MIL-STD-202, Method 107, Test Condition B
Per MIL-STD-202, Method 101, Test Condition B
Solution = 5%

Compliance Certifications (see [product page](#) for current document)

Plotted and Other Data

Notes:

Click the following link (or enter part number in "SEARCH" on website) to obtain additional part information including price, inventory and certifications: [1.0mm Female to 1.0mm Female Adapter PE91463](#)



1.0mm Female to 1.0mm Female Adapter

RF Adapters Technical Data Sheet

PE91463

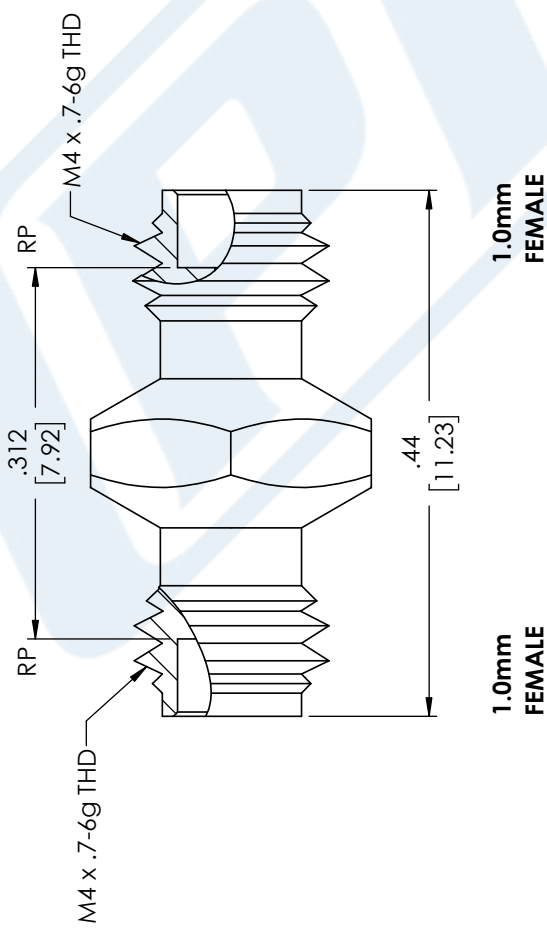

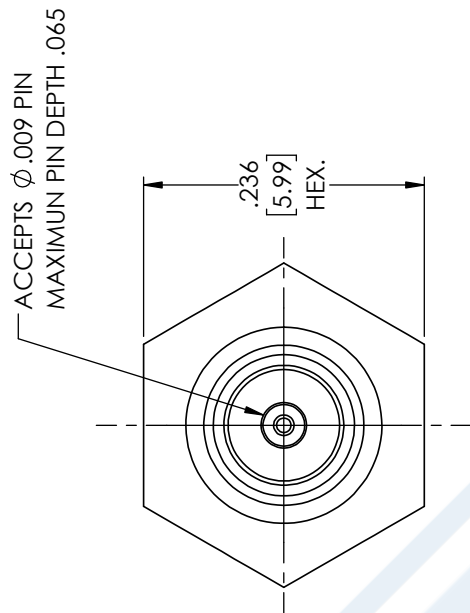
1.0mm Female to 1.0mm Female Adapter from Pasternack Enterprises has same day shipment for domestic and International orders. Our RF, microwave and millimeter wave products maintain a 99.4% availability and are part of the broadest selection in the industry.

Click the following link (or enter part number in "SEARCH" on website) to obtain additional part information including price, inventory and certifications: [1.0mm Female to 1.0mm Female Adapter PE91463](https://www.pasternack.com/1.0mm-female-1.0mm-female-straight-adapter-pe91463-p.aspx)

URL: <https://www.pasternack.com/1.0mm-female-1.0mm-female-straight-adapter-pe91463-p.aspx>

The information contained in this document is accurate to the best of our knowledge and representative of the part described herein. It may be necessary to make modifications to the part and/or the documentation of the part, in order to implement improvements. Pasternack reserves the right to make such changes as required. Unless otherwise stated, all specifications are nominal. Pasternack does not make any representation or warranty regarding the suitability of the part described herein for any particular purpose, and Pasternack does not assume any liability arising out of the use of any part or documentation.

PE91463 CAD Drawing
1.0mm Female to 1.0mm Female Adapter



STANDARD TOLERANCES	
.X	±0.2
.XX	±0.01
.XXX	±0.005

*STANDARD TOLERANCES APPLY ONLY TO DIMENSIONS IN INCHES

**PASTERNAK[®]**
THE ENGINEER'S RF SOURCE
Pasternack Enterprises, Inc.
P.O. Box 16759 | Irvine | CA | 92623
Phone: (949) 261-1920 | **Fax:** (949) 261-7451
Website: www.pasternack.com | **E-Mail:** sales@pasternack.com

DWG TITLE PE91463		NOTES: 1. UNLESS OTHERWISE SPECIFIED ALL DIMENSIONS ARE NOMINAL. 2. ALL SPECIFICATIONS ARE SUBJECT TO CHANGE WITHOUT NOTICE AT ANY TIME. 3. DIMENSIONS ARE IN INCHES [mm].	
CAGE CODE	53919	CAD FILE	11/15/18
SCALE	N/A	SIZE	A
		CN2245	