



UHF Female to Mini UHF Male Adapter

RF Adapters Technical Data Sheet

PE91447

Configuration

- UHF Female Connector 1
- Mini UHF Male Connector 2
- 50 Ohm
- Straight Body Geometry

Features

- Max VSWR of 1.3:1 up to 300 MHz
- Gold Plated Brass Contact

Applications

- Allows Connection Between Series
- General Purpose Test

Description

Pasternack's PE91447 UHF female to Mini UHF male adapter is part of our full line of RF components available for same-day shipping. Our UHF to Mini UHF adapter has a female to male gender configuration. PE91447 UHF female to Mini UHF male adapter operates to 300 MHz. The Pasternack RF adapter provides good VSWR of 1.3:1 maximum.

RF adapters are often used to enable connections between two connector types that would otherwise not mate. Certain adapter configurations can also be used to protect connectors on expensive equipment where the number of connect/disconnect cycles is high. An RF, microwave or millimeter wave adapter is connected to the equipment, and the commonly changed connection is made with the adapter which can be easily replaced when it wears out after high usage; such adapters are referred to as connector savers. Pasternack also offers bulkhead, panel mount, hermetically sealed, reverse polarity, and isolated ground adapter varieties to serve all of your RF, microwave and millimeter wave needs.

Electrical Specifications

Description	Minimum	Typical	Maximum	Units
Frequency Range	DC		300	MHz
VSWR			1.3:1	
Operating Voltage (AC)			335	Vrms

Mechanical Specifications

Size	
Length	1.17 in [29.72 mm]
Width	0.65 in [16.51 mm]
Weight	0.041 lbs [18.6 g]

Description	Connector 1	Connector 2
Type	UHF Female	Mini UHF Male
Polarity	Standard	Standard

Click the following link (or enter part number in "SEARCH" on website) to obtain additional part information including price, inventory and certifications: [UHF Female to Mini UHF Male Adapter PE91447](#)



UHF Female to Mini UHF Male Adapter

RF Adapters Technical Data Sheet

PE91447

Material Specifications

Description	Connector 1		Connector 2	
	Material	Plating	Material	Plating
Type	UHF Female		Mini UHF Male	
Contact	Brass	Gold	Brass	Gold
Insulation	PTFE		PTFE	
Outer Conductor	Brass	Nickel 100 µ-in minimum		
Body	Brass	Nickel 100µ in. minimum	Brass	Nickel 100 µ-in minimum
Coupling Nut			Brass	Nickel 100 µ-in minimum

Environmental Specifications

Temperature

Operating Range

-55 to +85 deg C

Compliance Certifications (see [product page](#) for current document)

Plotted and Other Data

Notes:

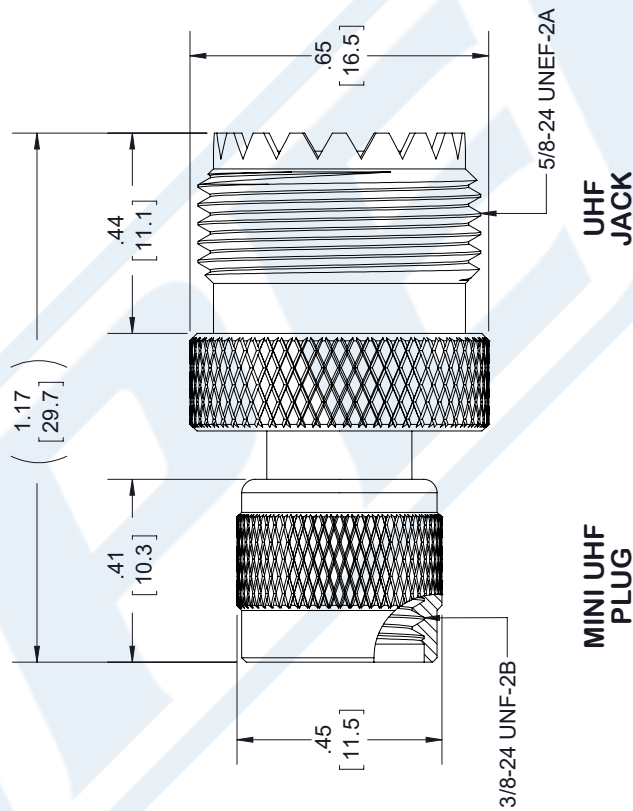
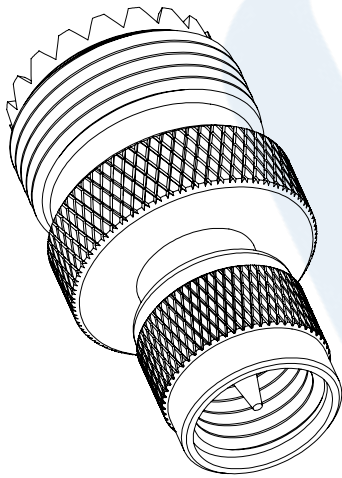
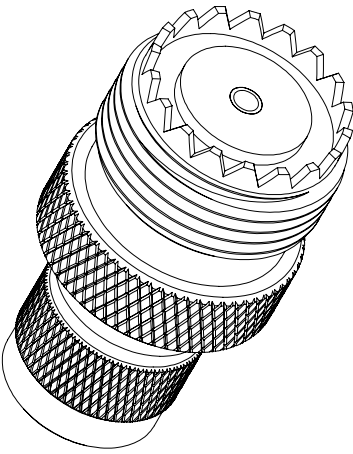
UHF Female to Mini UHF Male Adapter from Pasternack Enterprises has same day shipment for domestic and International orders. Our RF, microwave and millimeter wave products maintain a 99.4% availability and are part of the broadest selection in the industry.

Click the following link (or enter part number in "SEARCH" on website) to obtain additional part information including price, inventory and certifications: [UHF Female to Mini UHF Male Adapter PE91447](#)

URL: <https://www.pasternack.com/uhf-female-mini-uhf-male-straight-adapter-pe91447-p.aspx>

The information contained in this document is accurate to the best of our knowledge and representative of the part described herein. It may be necessary to make modifications to the part and/or the documentation of the part, in order to implement improvements. Pasternack reserves the right to make such changes as required. Unless otherwise stated, all specifications are nominal. Pasternack does not make any representation or warranty regarding the suitability of the part described herein for any particular purpose, and Pasternack does not assume any liability arising out of the use of any part or documentation.

PE91447 CAD Drawing
UHF Female to Mini UHF Male Adapter



STANDARD TOLERANCES	
.X	±0.2
.XX	±0.01
.XXX	±0.005

*STANDARD TOLERANCES APPLY
ONLY TO DIMENSIONS IN INCHES



Pasternack Enterprises, Inc.
P.O. Box 16759 | Irvine | CA | 92623
Phone: (949) 261-1920 | Fax: (949) 261-7451
Website: www.pasternack.com | E-Mail: sales@pasternack.com

DWG TITLE

PE91447

NOTES:
1. UNLESS OTHERWISE SPECIFIED ALL DIMENSIONS ARE NOMINAL.
2. ALL SPECIFICATIONS ARE SUBJECT TO CHANGE WITHOUT NOTICE AT ANY TIME
3. DIMENSIONS ARE IN INCHES [mm].

CAGE CODE 53919

CAD FILE 100917

SCALE N/A

SIZE A

7361