



Dual Junction Isolator With 36 dB Isolation From 1 GHz to 2 GHz, 10 Watts And N Female

Isolators Technical Data Sheet

PE831R1014

Features

- Dual Junction Isolator
- Frequency Range of 1 to 2 GHz
- Female N Connectors
- Low VSWR

Applications

- Radar Systems
- Military
- Wireless Radio Systems
- Telecom Infrastructure
- Communication Systems
- R&D Labs
- Microwave Radio Systems

Description

The PE831R1014 is a dual junction isolator offering 36 dB minimum of isolation over a frequency band of 1 to 2 GHz. This coaxial part uses type N female connectors on all ports and has a power rating of 10 watts in forward and 2 watts in reverse direction.

Pasternack Enterprises offers a wide variety of isolators to fit your needs. These are two-port devices that transmit microwave or radio frequency power in one direction only and block the signal in the opposite direction. They can be thought of as a diode for RF energy. Isolators are used to isolate equipment from the effects of conditions outside of the equipment. For instance they are used to prevent a microwave source being detuned by a mismatched load. Pasternack's isolators feature excellent insertion loss, high isolation and reliability.

Electrical Specifications

Description	Minimum	Typical	Maximum	Units
Frequency Range	1		2	GHz
Impedance		50		Ohms
Insertion Loss			1.2	dB
Isolation	36			dB
VSWR			1.35:1	
Forward Power, CW			10	Watts
Reverse Power, CW			2	Watts

Electrical Specification Notes:
Electrical Performance Is Guaranteed Only At 25C Ambient

Mechanical Specifications

Size	
Length	6.68 in [169.67 mm]
Width	0.75 in [19.05 mm]
Height	2.8 in [71.12 mm]
Weight	1.259 lbs [571.07 g]

Click the following link (or enter part number in "SEARCH" on website) to obtain additional part information including price, inventory and certifications: [Dual Junction Isolator With 36 dB Isolation From 1 GHz to 2 GHz, 10 Watts And N Female PE831R1014](#)



Dual Junction Isolator With 36 dB Isolation From 1 GHz to 2 GHz, 10 Watts And N Female

Isolators Technical Data Sheet

PE83IR1014

Configuration

Design	Dual Junction
Package Style	Connectorized
Connector 1	N Female
Connector 2	SMA Female

Environmental Specifications

Temperature

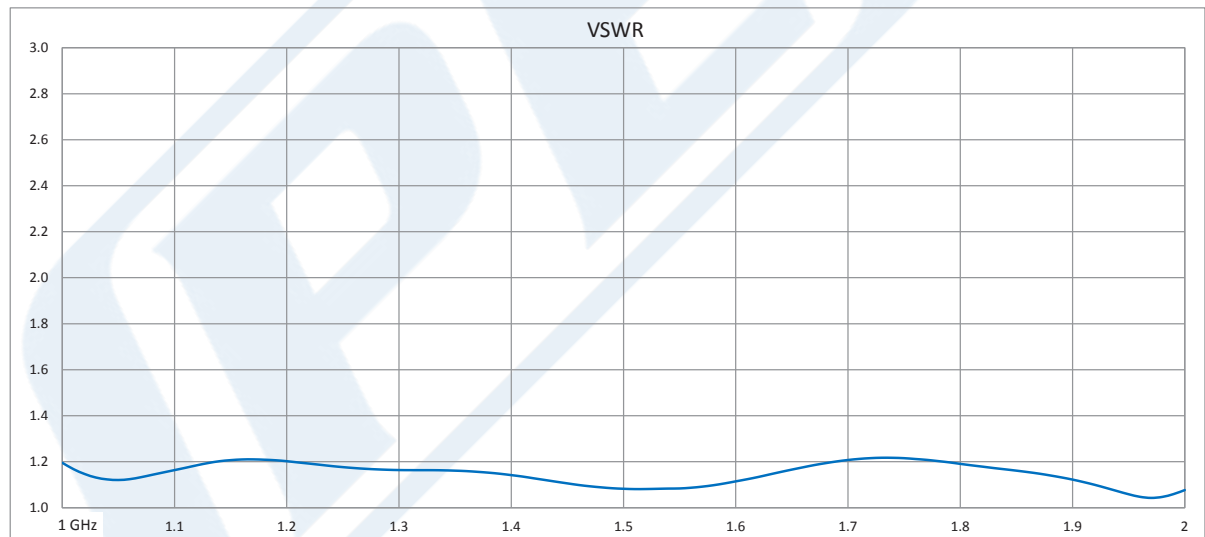
Operating Range	10 to +40 deg C
-----------------	-----------------

Compliance Certifications (see [product page](#) for current document)

Plotted and Other Data

Notes:

Typical Performance Data



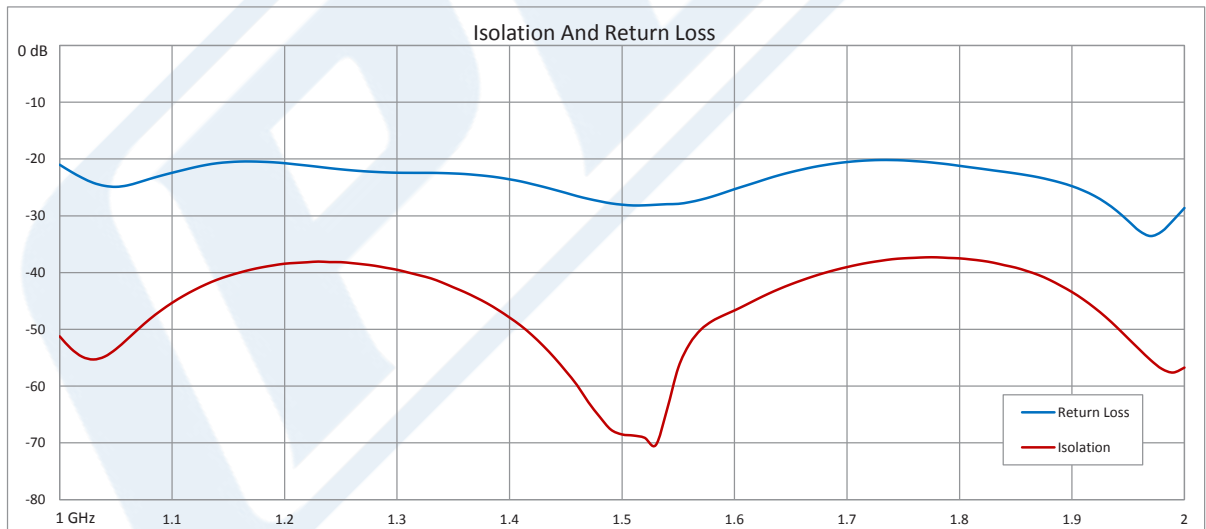
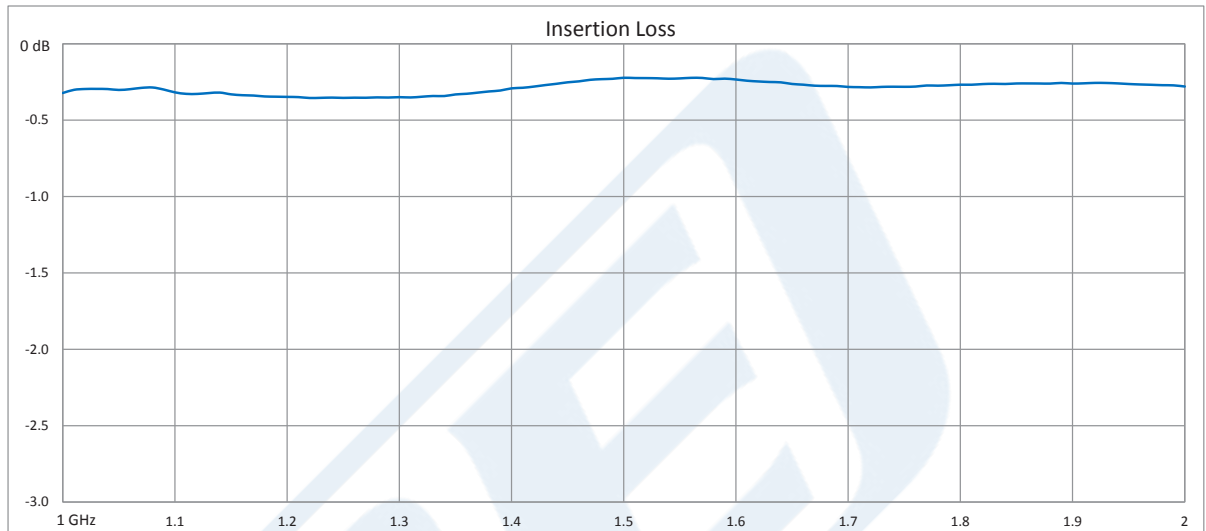
Click the following link (or enter part number in "SEARCH" on website) to obtain additional part information including price, inventory and certifications: [Dual Junction Isolator With 36 dB Isolation From 1 GHz to 2 GHz, 10 Watts And N Female PE83IR1014](#)



Dual Junction Isolator With 36 dB Isolation From 1 GHz to 2 GHz, 10 Watts And N Female

Isolators Technical Data Sheet

PE83IR1014



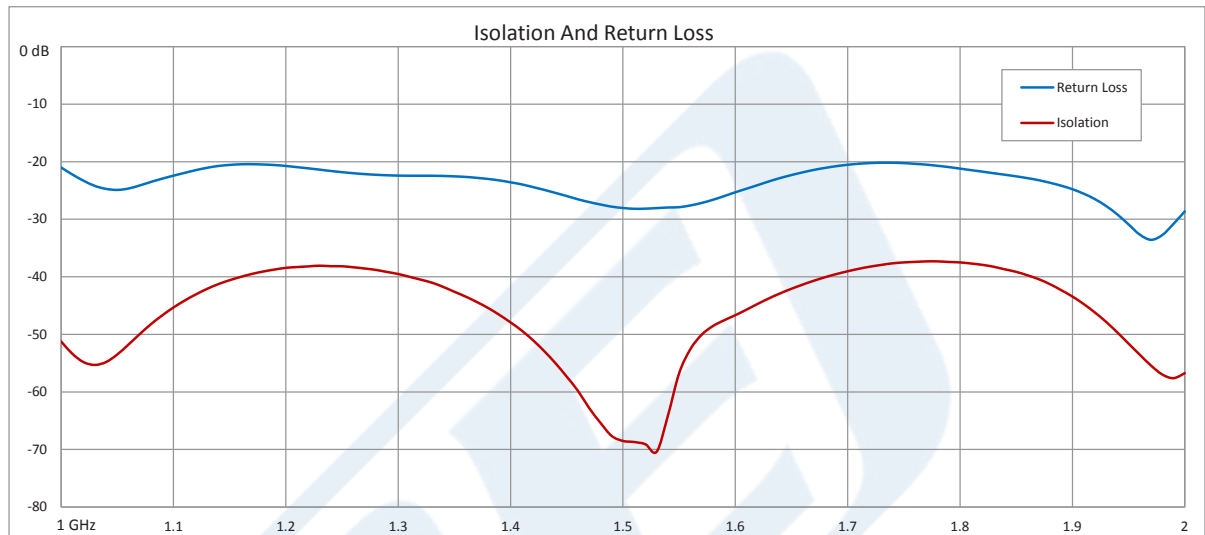
Click the following link (or enter part number in "SEARCH" on website) to obtain additional part information including price, inventory and certifications: [Dual Junction Isolator With 36 dB Isolation From 1 GHz to 2 GHz, 10 Watts And N Female PE83IR1014](#)



Dual Junction Isolator With 36 dB Isolation From 1 GHz to 2 GHz, 10 Watts And N Female

Isolators Technical Data Sheet

PE83IR1014



Dual Junction Isolator With 36 dB Isolation From 1 GHz to 2 GHz, 10 Watts And N Female from Pasternack Enterprises has same day shipment for domestic and International orders. Our RF, microwave and millimeter wave products maintain a 99.4% availability and are part of the broadest selection in the industry.

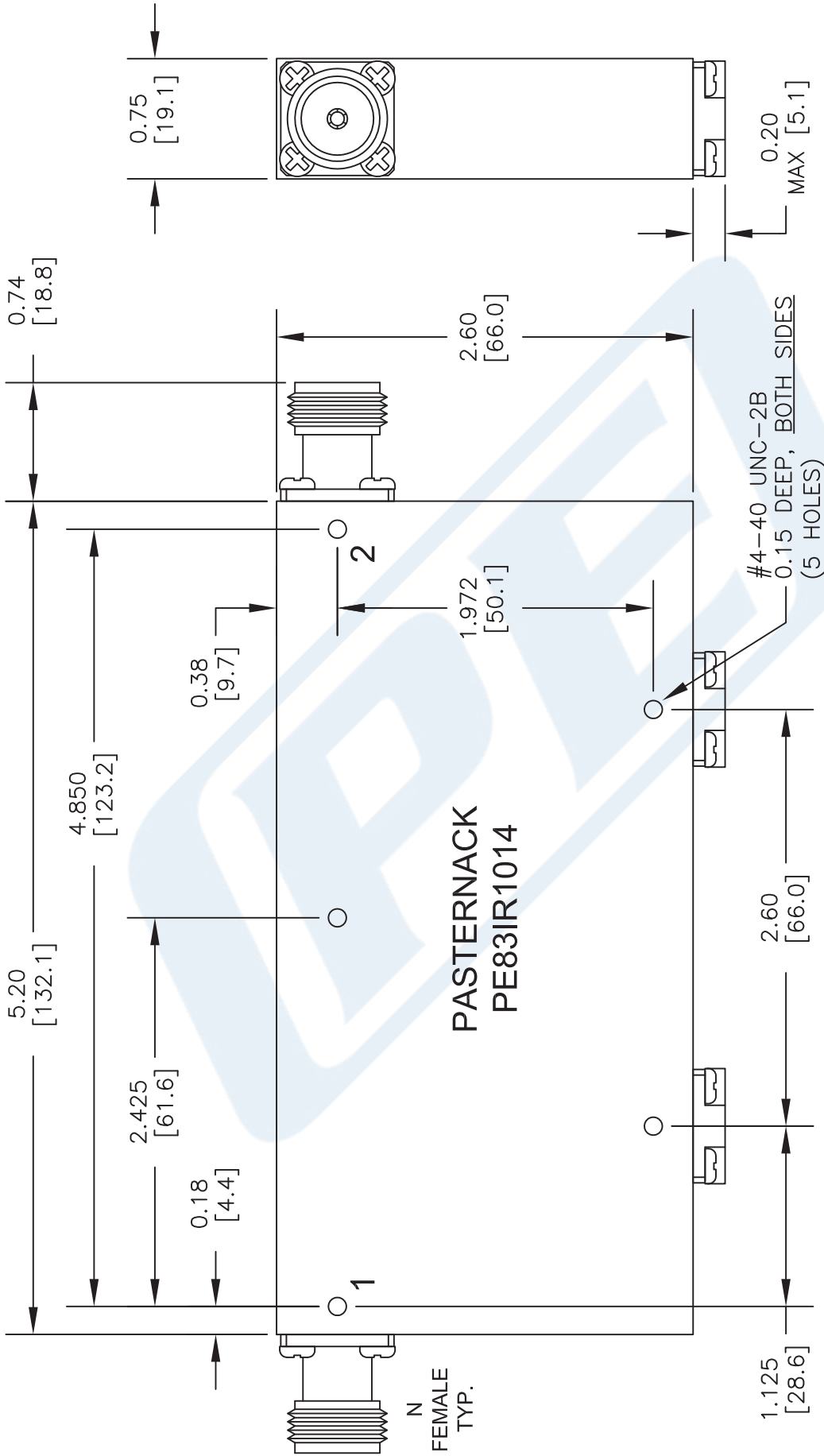
Click the following link (or enter part number in "SEARCH" on website) to obtain additional part information including price, inventory and certifications: [Dual Junction Isolator With 36 dB Isolation From 1 GHz to 2 GHz, 10 Watts And N Female PE83IR1014](https://www.pasternack.com/dual-junction-isolator-36db-isolation-2-ghz-10-watts-n-female-pe83ir1014-p.aspx)

URL: <https://www.pasternack.com/dual-junction-isolator-36db-isolation-2-ghz-10-watts-n-female-pe83ir1014-p.aspx>

The information contained in this document is accurate to the best of our knowledge and representative of the part described herein. It may be necessary to make modifications to the part and/or the documentation of the part, in order to implement improvements. Pasternack reserves the right to make such changes as required. Unless otherwise stated, all specifications are nominal. Pasternack does not make any representation or warranty regarding the suitability of the part described herein for any particular purpose, and Pasternack does not assume any liability arising out of the use of any part or documentation.

PE83IR1014 CAD Drawing

Dual Junction Isolator With 36 dB Isolation From 1 GHz to 2 GHz, 10 Watts And N Female



DWG TITLE

PE83IR1014

NOTES:
 1. UNLESS OTHERWISE SPECIFIED ALL DIMENSIONS ARE NOMINAL.
 2. ALL SPECIFICATIONS ARE SUBJECT TO CHANGE WITHOUT NOTICE AT ANY TIME.
 3. DIMENSIONS ARE IN INCHES [mm].

FSCM NO. 53919

CAD FILE 011516

SCALE N/A

SIZE A

2233



Pasternack Enterprises, Inc.
 P.O. Box 16759 | Irvine | CA | 92623
 Phone: (949) 261-1920 | Fax: (949) 261-7451
 Website: www.pasternack.com | E-Mail: sales@pasternack.com