



High Power Isolator With 18 dB Isolation From 4 GHz to 8 GHz, 50 Watts And SMA Female

TECHNICAL DATA SHEET

PE83IR1006

The PE83IR1006 is a high power isolator offering a forward and reverse power rating of 50 watts over an operational frequency band of 4 to 8 GHz. This coaxial part uses SMA female connectors on all ports and has a minimum of 18 dB of isolation.

Pasternack Enterprises offers a wide variety of isolators to fit your needs. These are two-port devices that transmit microwave or radio frequency power in one direction only and block the signal in the opposite direction. They can be thought of as a diode for RF energy. Isolators are used to isolate equipment from the effects of conditions outside of the equipment. For instance they are used to prevent a microwave source being detuned by a mismatched load. Pasternack's isolators feature excellent insertion loss, high isolation and reliability.

- Forward/Reverse Power 50 watts
- Frequency Range of 4 to 8 GHz
- Female SMA Connectors
- Low VSWR

Applications

- Radar Systems
- Military
- Wireless Radio Systems
- Telecom Infrastructure
- Communication Systems
- R&D Labs
- Microwave Radio Systems

Configuration

Connector 1	SMA Female
Connector 2	SMA Female
Frequency Range	4 GHz to 8 GHz
Design	Single Junction
Layout	Connectorized

Electrical Specifications (Values at 25°C, sea level)

Description	Minimum	Typical	Maximum	Units
Frequency Range	4		8	GHz
Impedance		50		Ohms
Insertion Loss			0.6	dB
Forward Power			50	Watts
Reverse Power			50	Watts
Input VSWR			1.3:1	
Isolation	18			dB

Mechanical Specifications

Temperature

Operating Range 0 to 50 deg C

Click the following link (or enter part number in "SEARCH" on website) to obtain additional part information including price, inventory and certifications: [High Power Isolator With 18 dB Isolation From 4 GHz to 8 GHz, 50 Watts And SMA Female PE83IR1006](#)



High Power Isolator With 18 dB Isolation From
4 GHz to 8 GHz, 50 Watts And SMA Female

TECHNICAL DATA SHEET

PE83IR1006

Size

Length	1 in [25.4 mm]
Width	0.63 in [16 mm]
Height	1 in [25.4 mm]
Weight	0.12 lbs [54.43 g]

Compliance Certifications (visit www.Pasternack.com for current document)

RoHS Compliant	
REACH Compliant	12/17/2015

Plotted and Other Data

Notes:

- Values at 25 °C, sea level

Click the following link (or enter part number in "SEARCH" on website) to obtain additional part information including price, inventory and certifications: [High Power Isolator With 18 dB Isolation From 4 GHz to 8 GHz, 50 Watts And SMA Female PE83IR1006](#)

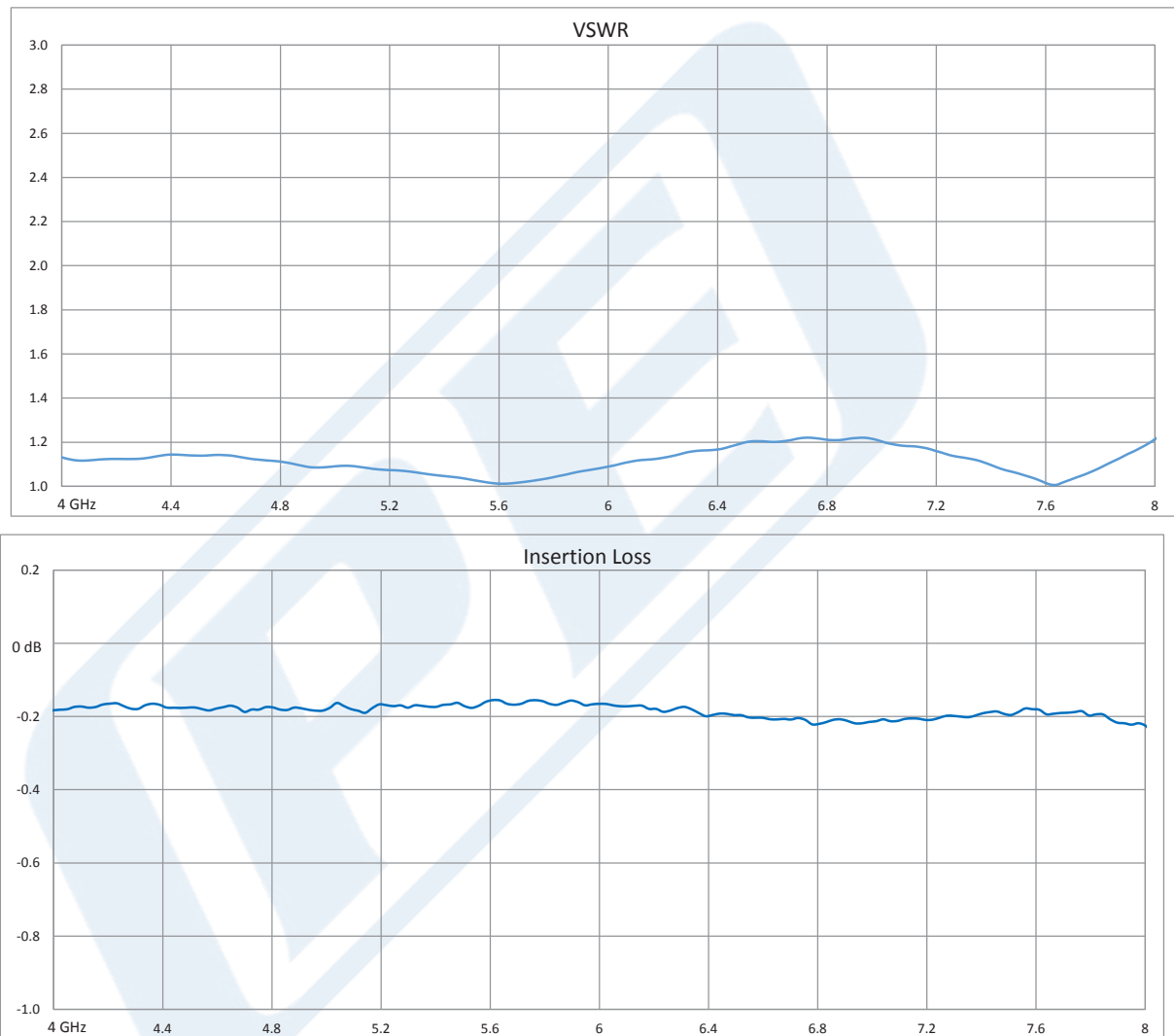


High Power Isolator With 18 dB Isolation From 4 GHz to 8 GHz, 50 Watts And SMA Female

TECHNICAL DATA SHEET

PE83IR1006

Typical Performance Data



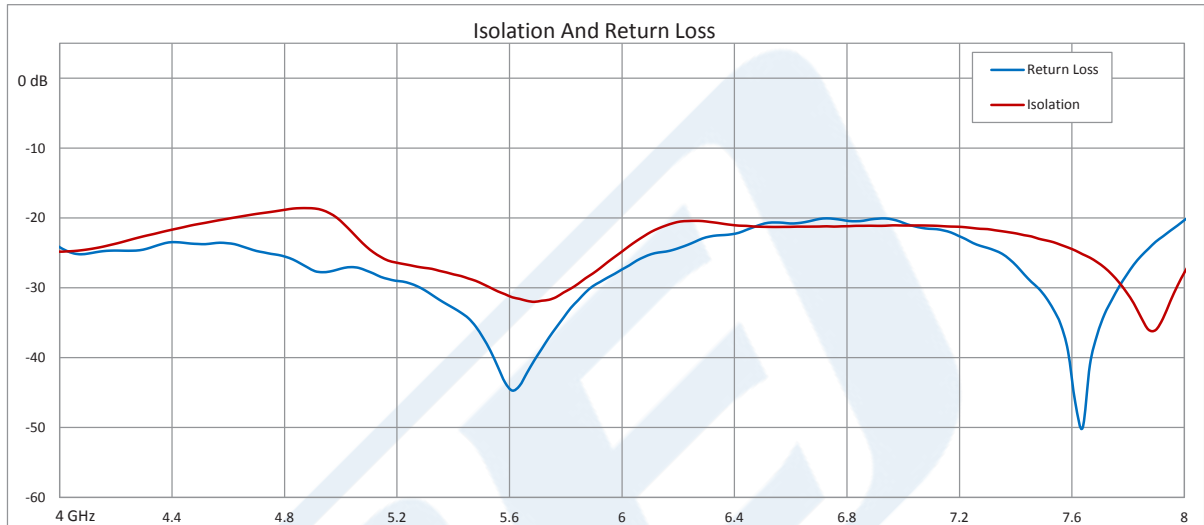
Click the following link (or enter part number in "SEARCH" on website) to obtain additional part information including price, inventory and certifications: [High Power Isolator With 18 dB Isolation From 4 GHz to 8 GHz, 50 Watts And SMA Female PE83IR1006](#)



High Power Isolator With 18 dB Isolation From
4 GHz to 8 GHz, 50 Watts And SMA Female

TECHNICAL DATA SHEET

PE83IR1006



High Power Isolator With 18 dB Isolation From 4 GHz to 8 GHz, 50 Watts And SMA Female from Pasternack Enterprises has same day shipment for domestic and International orders. Our RF, microwave and millimeter wave products maintain a 99% availability and are part of the broadest selection in the industry.

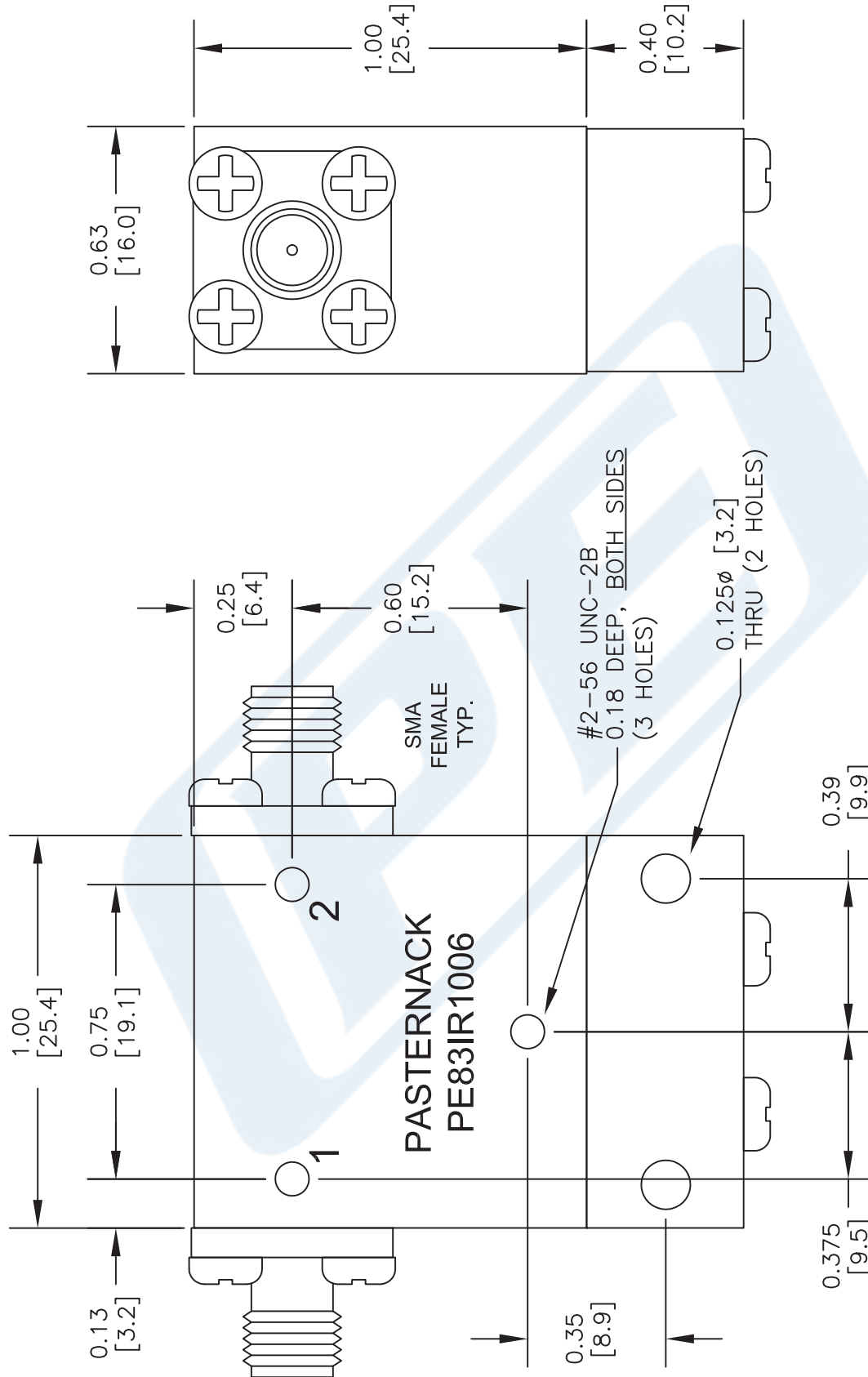
Click the following link (or enter part number in "SEARCH" on website) to obtain additional part information including price, inventory and certifications: [High Power Isolator With 18 dB Isolation From 4 GHz to 8 GHz, 50 Watts And SMA Female PE83IR1006](http://www.pasternack.com/high-power-isolator-18db-isolation-8-ghz-50-watts-sma-female-pe83ir1006-p.aspx)

URL: <http://www.pasternack.com/high-power-isolator-18db-isolation-8-ghz-50-watts-sma-female-pe83ir1006-p.aspx>

The information contained in this document is accurate to the best of our knowledge and representative of the part described herein. It may be necessary to make modifications to the part and/or the documentation of the part, in order to implement improvements. Pasternack reserves the right to make such changes as required. Unless otherwise stated, all specifications are nominal. Pasternack does not make any representation or warranty regarding the suitability of the part described herein for any particular purpose, and Pasternack does not assume any liability arising out of the use of any part or documentation.

PE83IR1006 CAD Drawing

High Power Isolator With 18 dB Isolation From 4 GHz to 8 GHz, 50 Watts And SMA Female



NOTES:

1. UNLESS OTHERWISE SPECIFIED ALL DIMENSIONS ARE NOMINAL.
2. ALL SPECIFICATIONS ARE SUBJECT TO CHANGE WITHOUT NOTICE AT ANY TIME.
3. DIMENSIONS ARE IN INCHES [mm].

DWG TITLE

PE83IR1006

PE PASTERNAK
THE ENGINEER'S RF SOURCE

Pasternack Enterprises, Inc.
P.O. Box 16759 | Irvine | CA | 92623
Phone: (949) 261-1920 | Fax: (949) 261-7451
Website: www.pasternack.com | E-Mail: sales@pasternack.com

FSCM NO. 53919

CAD FILE 012616

SCALE N/A

SIZE A

2233