



Dual Junction Circulator With 32 dB Isolation From 8 GHz to 18 GHz, 5 Watts And SMA Female

Circulators Technical Data Sheet

PE83CR1023

Features

- Dual-Junction Circulator
- Frequency Range of 8 to 18 GHz
- Female SMA Connectors
- Low VSWR
- Forward and Reverse Power of 5 watts

Applications

- Radar Systems
- Military
- Wireless Radio Systems
- Telecom Infrastructure
- Communication Systems
- R&D Labs
- Microwave Radio Systems

Description

The PE83CR1023 is a dual junction circulator offering 32 dB minimum isolation over a frequency band of 8 to 18 GHz. This coaxial part uses SMA female connectors on all ports and has a power rating of 5 watts in the forward and reverse direction.

Pasternack offers a wide variety of circulators to fit your needs. These unique devices enable two signals to use a single channel. The classic use of a circulator (a three port device) is for the line/coax between the antenna and a transceiver, allowing the signal to come from the antenna to the receiver while the transmit signal goes from the transmitter to the antenna. As a dual junction device, this is essentially two circulators in one package and has four ports. This allows for roughly twice the isolation of a standard circulator. By terminating one of the four ports (using a 50 ohm load), it becomes a three port device and can be connected as a standard circulator. An isolator can be created by terminating another port, creating a two port device. These devices can be used in antenna transmitting and receiving, radar, amplifier systems and anything that requires isolation from a signal reflection and the ability to send signals in opposite directions down a single channel. These circulators feature excellent insertion loss, high isolation and reliability.

Electrical Specifications

Description	Minimum	Typical	Maximum	Units
Frequency Range	8		18	GHz
Impedance		50		Ohms
Insertion Loss			1.4	dB
Dual Junction Isolation (ports 2-1, 4-3)	32			dB
Single Junction Isolation (ports 1-4, 3-2)		16		dB
VSWR			1.45:1	
Forward Power, CW			5	Watts
Forward Power, Peak			30	Watts
Reverse Power, CW			5	Watts

Electrical Specification Notes:
Values at 25°C, sea level.

Click the following link (or enter part number in "SEARCH" on website) to obtain additional part information including price, inventory and certifications: [Dual Junction Circulator With 32 dB Isolation From 8 GHz to 18 GHz, 5 Watts And SMA Female PE83CR1023](#)



Dual Junction Circulator With 32 dB Isolation From 8 GHz to 18 GHz, 5 Watts And SMA Female

Circulators Technical Data Sheet

PE83CR1023

Mechanical Specifications

Size

Length	1 in [25.4 mm]
Width	0.56 in [14.22 mm]
Height	0.68 in [17.27 mm]
Weight	0.083 lbs [37.65 g]

Configuration

Design	Dual Junction
Package Style	Connectorized
Connector 1	SMA Female
Connector 2	SMA Female
Connector 3	SMA Female
Connector 4	SMA Female

Environmental Specifications

Temperature

Operating Range	0 to +70 deg C
-----------------	----------------

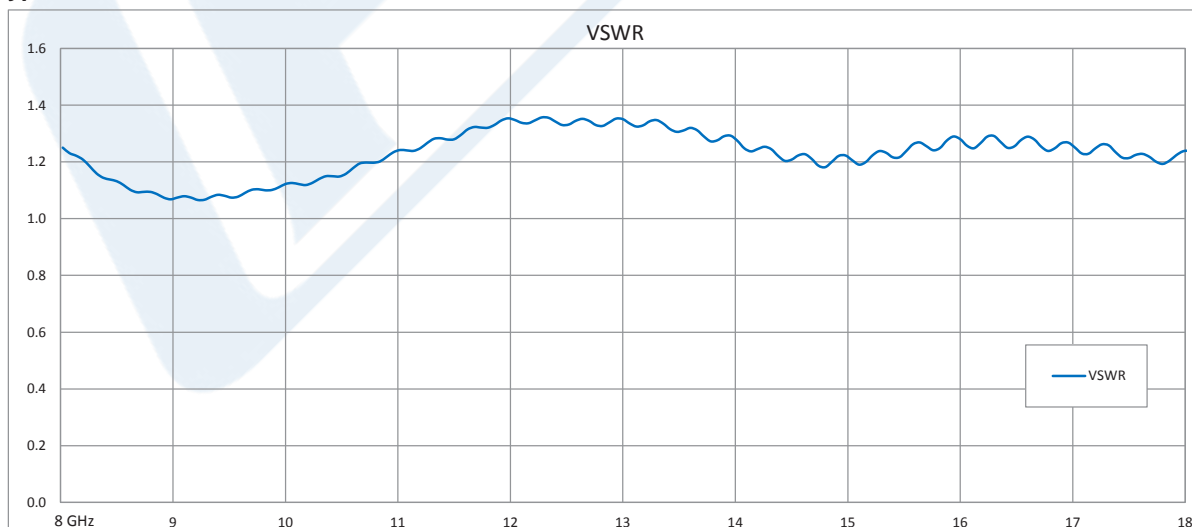
Compliance Certifications (see [product page](#) for current document)

Plotted and Other Data

Notes:

- Values at 25°C, sea level.

Typical Performance Data



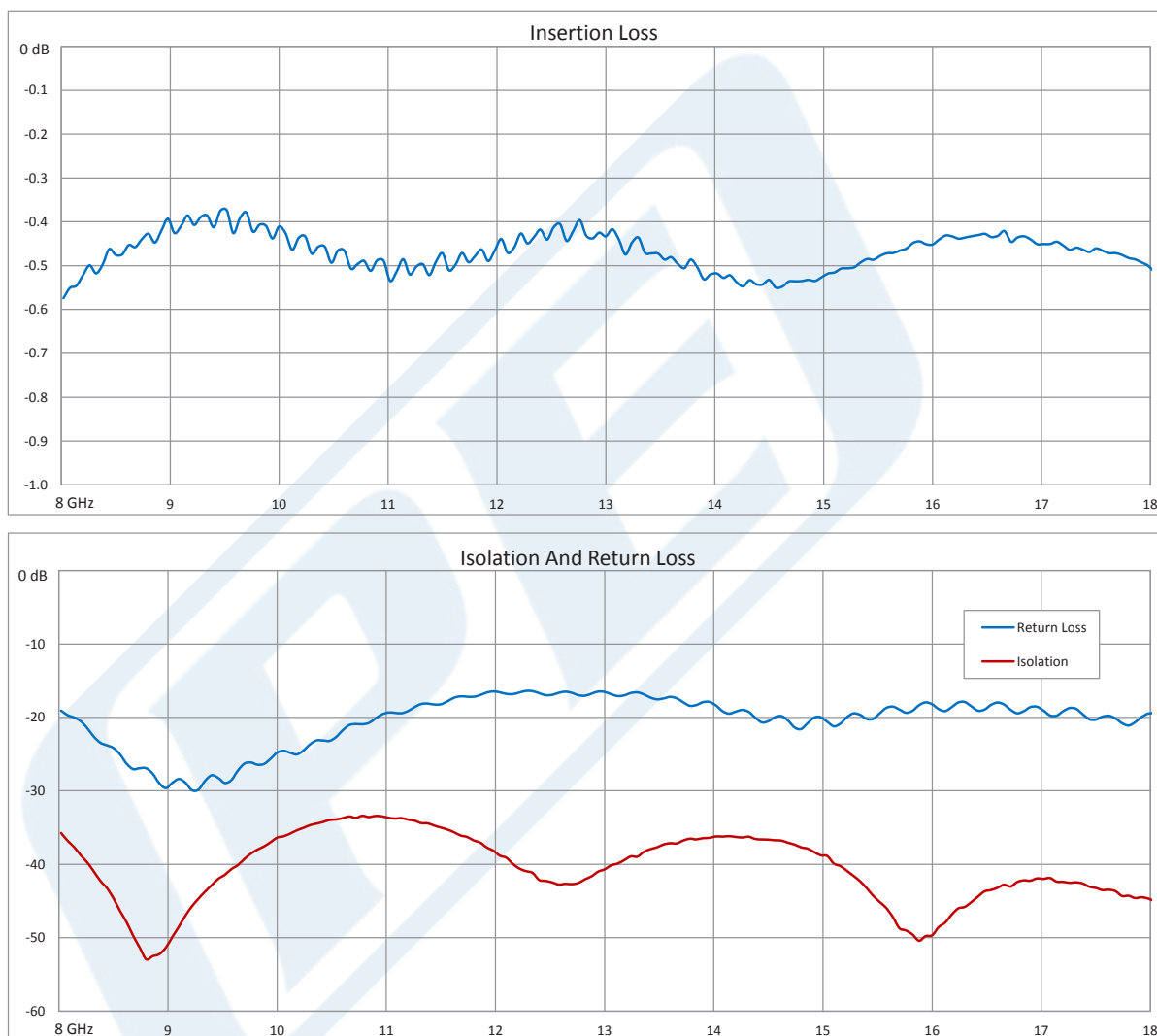
Click the following link (or enter part number in "SEARCH" on website) to obtain additional part information including price, inventory and certifications: [Dual Junction Circulator With 32 dB Isolation From 8 GHz to 18 GHz, 5 Watts And SMA Female PE83CR1023](#)



Dual Junction Circulator With 32 dB Isolation From 8 GHz to 18 GHz, 5 Watts And SMA Female

Circulators Technical Data Sheet

PE83CR1023



Click the following link (or enter part number in "SEARCH" on website) to obtain additional part information including price, inventory and certifications: [Dual Junction Circulator With 32 dB Isolation From 8 GHz to 18 GHz, 5 Watts And SMA Female PE83CR1023](#)



Dual Junction Circulator With 32 dB Isolation From 8 GHz to 18 GHz, 5 Watts And SMA Female

Circulators Technical Data Sheet

PE83CR1023

Dual Junction Circulator With 32 dB Isolation From 8 GHz to 18 GHz, 5 Watts And SMA Female from Pasternack Enterprises has same day shipment for domestic and International orders. Our RF, microwave and millimeter wave products maintain a 99.4% availability and are part of the broadest selection in the industry.

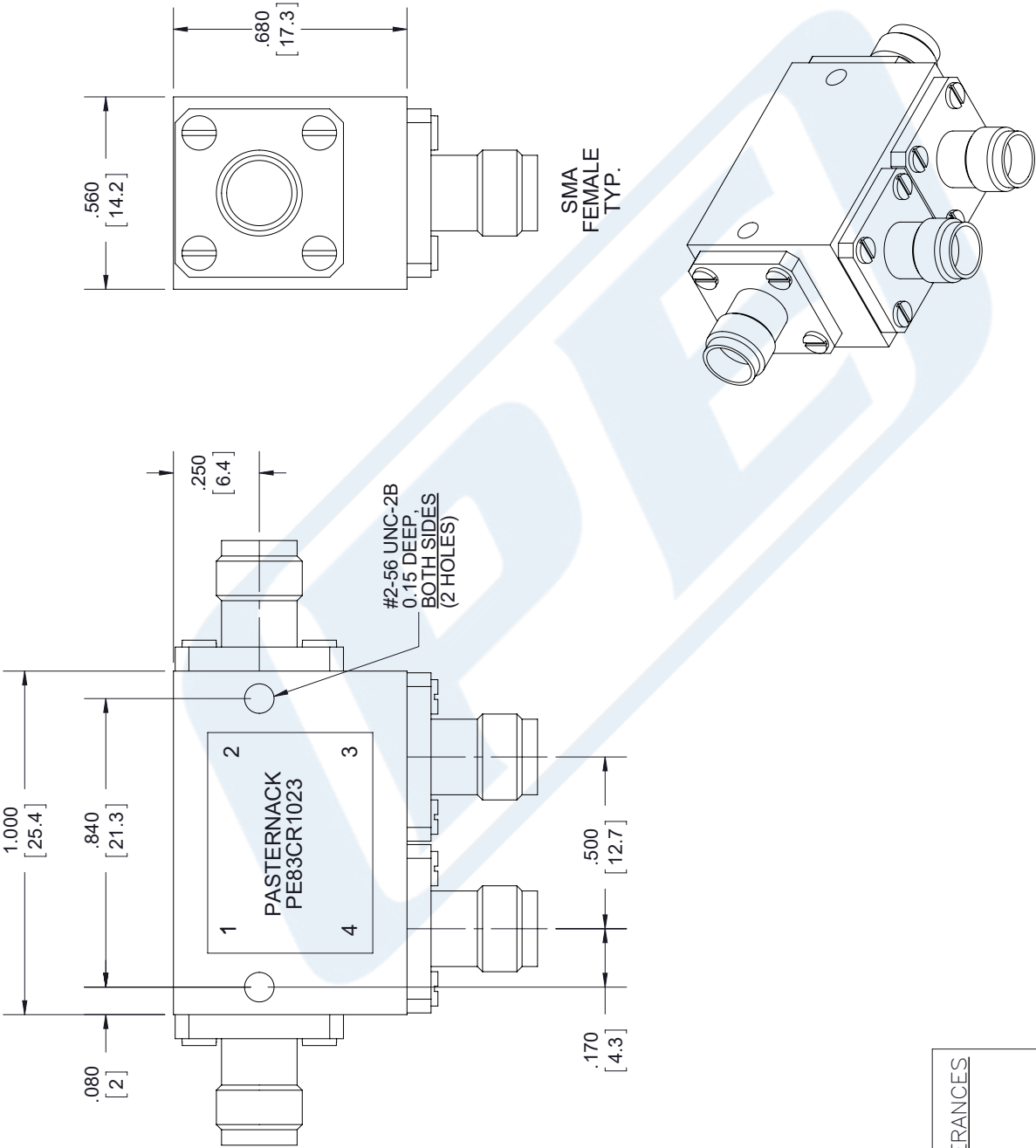
Click the following link (or enter part number in "SEARCH" on website) to obtain additional part information including price, inventory and certifications: [Dual Junction Circulator With 32 dB Isolation From 8 GHz to 18 GHz, 5 Watts And SMA Female PE83CR1023](https://www.pasternack.com/dual-junction-circulator-32db-isolation-18-ghz-5-watts-sma-female-pe83cr1023-p.aspx)

URL: <https://www.pasternack.com/dual-junction-circulator-32db-isolation-18-ghz-5-watts-sma-female-pe83cr1023-p.aspx>

The information contained in this document is accurate to the best of our knowledge and representative of the part described herein. It may be necessary to make modifications to the part and/or the documentation of the part, in order to implement improvements. Pasternack reserves the right to make such changes as required. Unless otherwise stated, all specifications are nominal. Pasternack does not make any representation or warranty regarding the suitability of the part described herein for any particular purpose, and Pasternack does not assume any liability arising out of the use of any part or documentation.

PE83CR1023 CAD Drawing

Dual Junction Circulator With 32 dB Isolation From 8 GHz
to 18 GHz, 5 Watts And SMA Female



STANDARD TOLERANCES	
.X	±0.2
.XX	±0.01
.XXX	±0.005

*STANDARD TOLERANCES APPLY
ONLY TO DIMENSIONS IN INCHES



Pasternack Enterprises, Inc.
P.O. Box 16759 | Irvine | CA | 92623
Phone: (949) 261-1920 | Fax: (949) 261-7451
Website: www.pasternack.com | E-Mail: sales@pasternack.com

DWG TITLE
PE83CR1023

CAGE CODE 53919

NOTES:
1. UNLESS OTHERWISE SPECIFIED ALL DIMENSIONS ARE NOMINAL.
2. ALL SPECIFICATIONS ARE SUBJECT TO CHANGE WITHOUT NOTICE AT ANY TIME
3. DIMENSIONS ARE IN INCHES [mm].

CAD FILE 073117

SCALE N/A

SIZE A

2233