



## Dual Junction Circulator With 40 dB Isolation From 1.7 GHz to 2.2 GHz, 10 Watts And SMA Female

### Circulators Technical Data Sheet

PE83CR1015

#### Features

- Dual-Junction Circulator
- Frequency Range of 1.7 to 2.2 GHz
- Female SMA Connectors
- Low VSWR
- Forward and Reverse Power of 10 watts

#### Applications

- Radar Systems
- Military
- Wireless Radio Systems
- Telecom Infrastructure
- Communication Systems
- R&D Labs
- Microwave Radio Systems

#### Description

The PE83CR1015 is a dual junction circulator offering 40 dB minimum isolation over a frequency band of 1.7 to 2.2 GHz. This coaxial part uses SMA female connectors on all ports and has a power rating of 10 watts in the forward and reverse direction.

Pasternack offers a wide variety of circulators to fit your needs. These unique devices enable two signals to use a single channel. The classic use of a circulator (a three port device) is for the line/coax between the antenna and a transceiver, allowing the signal to come from the antenna to the receiver while the transmit signal goes from the transmitter to the antenna. As a dual junction device, this is essentially two circulators in one package and has four ports. This allows for roughly twice the isolation of a standard circulator. By terminating one of the four ports (using a 50 ohm load), it becomes a three port device and can be connected as a standard circulator. An isolator can be created by terminating another port, creating a two port device. These devices can be used in antenna transmitting and receiving, radar, amplifier systems and anything that requires isolation from a signal reflection and the ability to send signals in opposite directions down a single channel. These circulators feature excellent insertion loss, high isolation and reliability.

#### Electrical Specifications

Description	Minimum	Typical	Maximum	Units
Frequency Range	1.7		2.2	GHz
Impedance		50		Ohms
Insertion Loss			0.8	dB
Isolation	40			dB
VSWR			1.25:1	
Forward Power, CW			10	Watts
Forward Power, Peak			30	Watts
Reverse Power, CW			10	Watts

Electrical Specification Notes: Values at 25°C, sea level.

Click the following link (or enter part number in "SEARCH" on website) to obtain additional part information including price, inventory and certifications: [Dual Junction Circulator With 40 dB Isolation From 1.7 GHz to 2.2 GHz, 10 Watts And SMA Female PE83CR1015](#)



Dual Junction Circulator With 40 dB Isolation From  
1.7 GHz to 2.2 GHz, 10 Watts And SMA Female

Circulators Technical Data Sheet

PE83CR1015

**Mechanical Specifications**

**Size**

Length	5 in [127 mm]
Width	1.02 in [25.91 mm]
Height	2.5 in [63.5 mm]
Weight	1.66 lbs [752.96 g]

**Configuration**

Design	Dual Junction
Connector 1	SMA Female
Connector 2	SMA Female
Connector 3	SMA Female
Connector 4	SMA Female

**Environmental Specifications**

**Temperature**

Operating Range	0 to +50 deg C
-----------------	----------------

**Compliance Certifications** (visit [www.Pasternack.com](http://www.Pasternack.com) for current document)

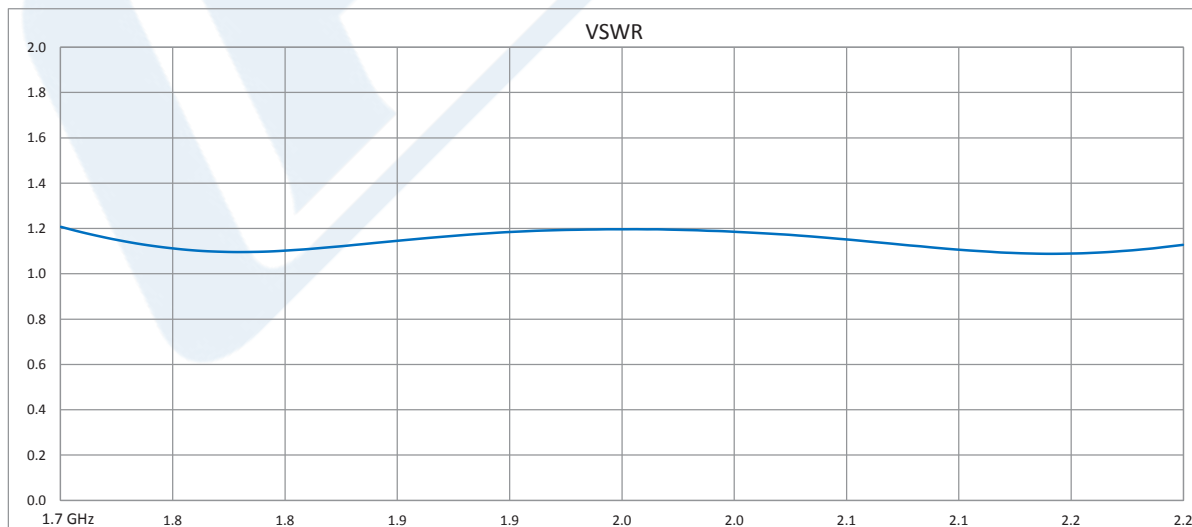
RoHS Compliant	
REACH Compliant	12/17/2015

**Plotted and Other Data**

Notes:

- Values at 25°C, sea level.

**Typical Performance Data**



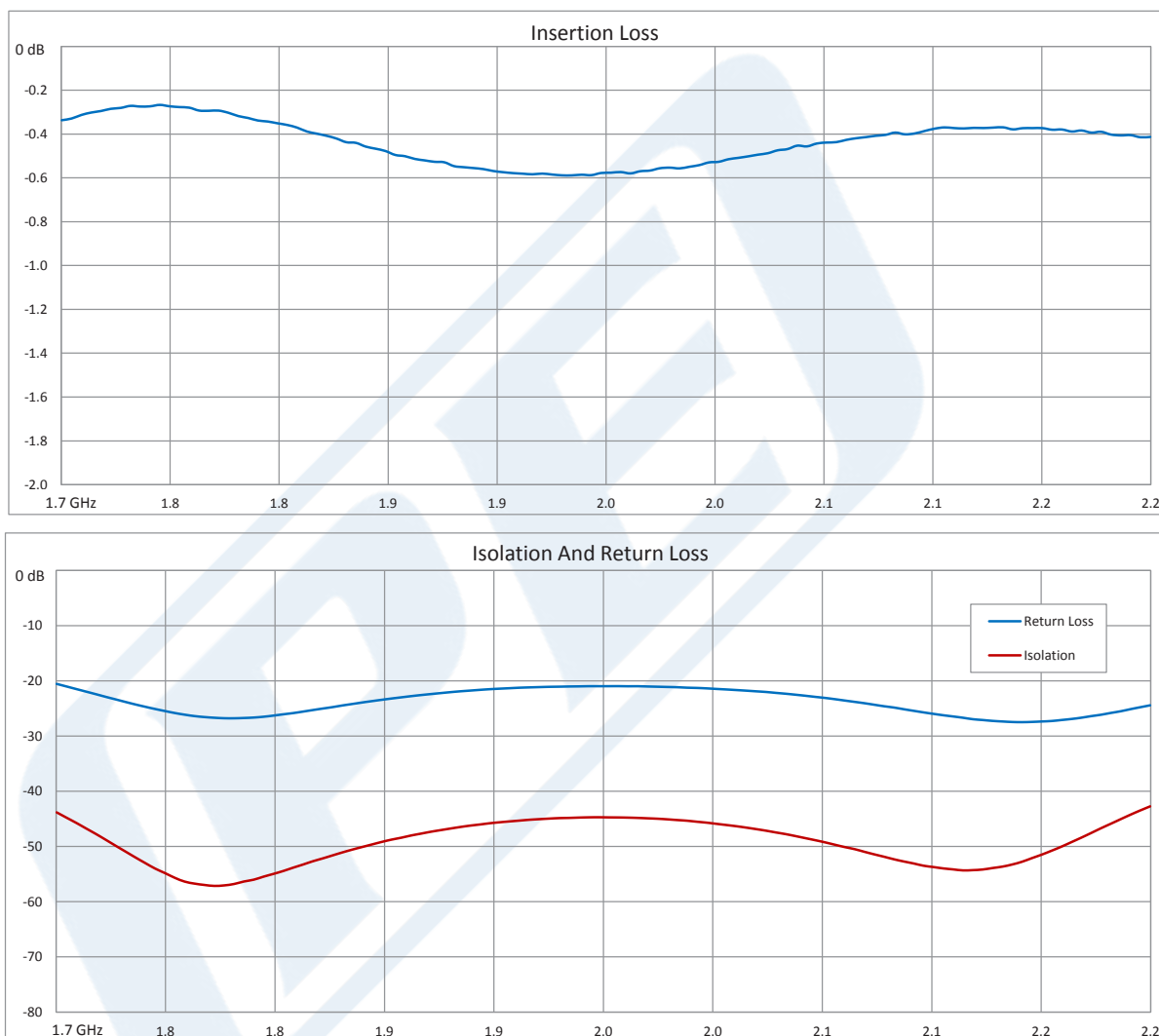
Click the following link (or enter part number in "SEARCH" on website) to obtain additional part information including price, inventory and certifications: [Dual Junction Circulator With 40 dB Isolation From 1.7 GHz to 2.2 GHz, 10 Watts And SMA Female PE83CR1015](#)



## Dual Junction Circulator With 40 dB Isolation From 1.7 GHz to 2.2 GHz, 10 Watts And SMA Female

### Circulators Technical Data Sheet

PE83CR1015



Click the following link (or enter part number in "SEARCH" on website) to obtain additional part information including price, inventory and certifications: [Dual Junction Circulator With 40 dB Isolation From 1.7 GHz to 2.2 GHz, 10 Watts And SMA Female PE83CR1015](#)



## Dual Junction Circulator With 40 dB Isolation From 1.7 GHz to 2.2 GHz, 10 Watts And SMA Female

### Circulators Technical Data Sheet

PE83CR1015

Dual Junction Circulator With 40 dB Isolation From 1.7 GHz to 2.2 GHz, 10 Watts And SMA Female from Pasternack Enterprises has same day shipment for domestic and International orders. Our RF, microwave and millimeter wave products maintain a 99% availability and are part of the broadest selection in the industry.

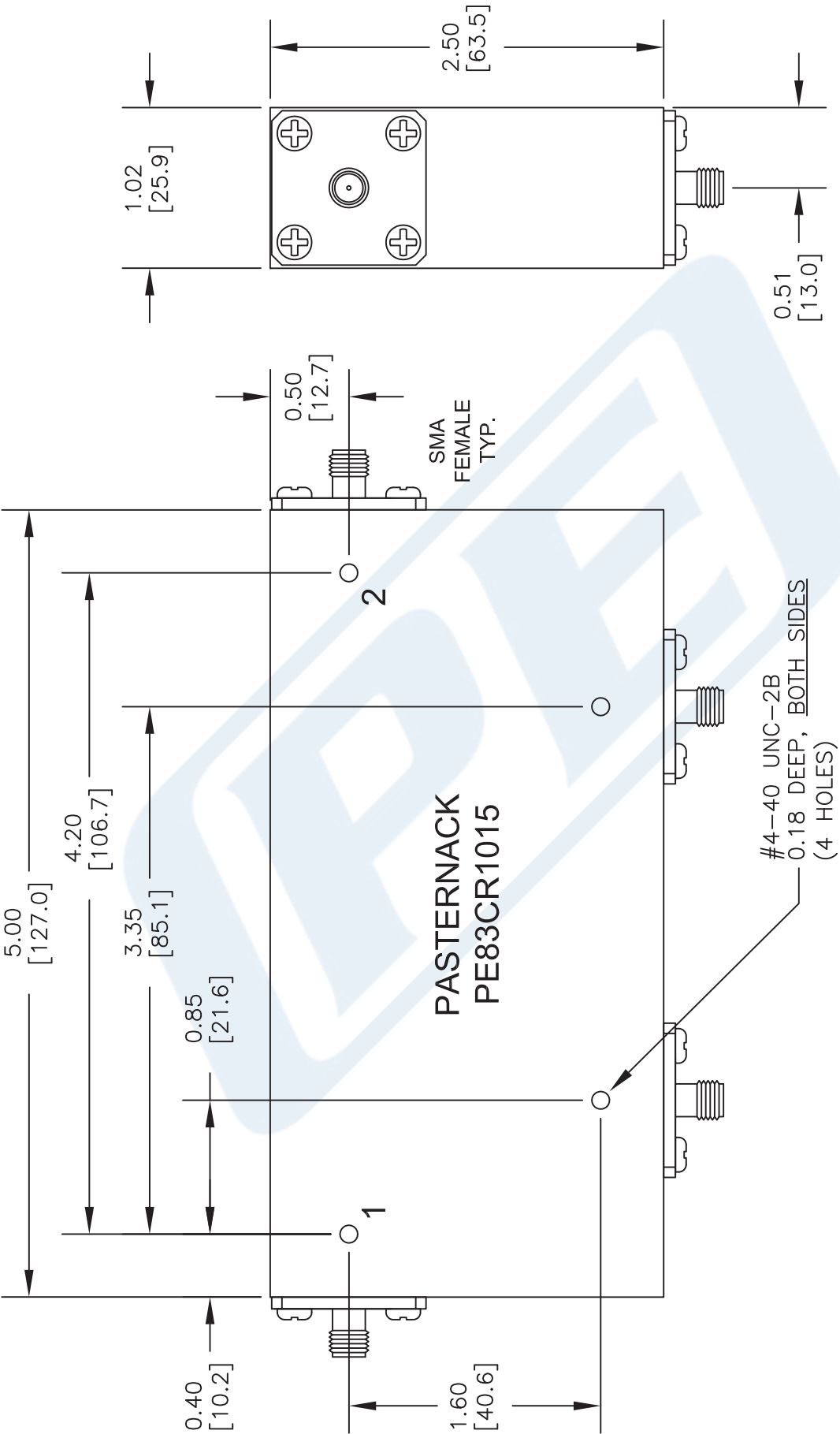
Click the following link (or enter part number in "SEARCH" on website) to obtain additional part information including price, inventory and certifications: [Dual Junction Circulator With 40 dB Isolation From 1.7 GHz to 2.2 GHz, 10 Watts And SMA Female PE83CR1015](http://www.pasternack.com/dual-junction-circulator-40db-isolation-2.2-ghz-10-watts-sma-female-pe83cr1015-p.aspx)

URL: <http://www.pasternack.com/dual-junction-circulator-40db-isolation-2.2-ghz-10-watts-sma-female-pe83cr1015-p.aspx>

The information contained in this document is accurate to the best of our knowledge and representative of the part described herein. It may be necessary to make modifications to the part and/or the documentation of the part, in order to implement improvements. Pasternack reserves the right to make such changes as required. Unless otherwise stated, all specifications are nominal. Pasternack does not make any representation or warranty regarding the suitability of the part described herein for any particular purpose, and Pasternack does not assume any liability arising out of the use of any part or documentation.

PE83CR1015 CAD Drawing

Dual Junction Circulator With 40 dB Isolation From 1.7 GHz  
to 2.2 GHz, 10 Watts And SMA Female



NOTES:  
1. UNLESS OTHERWISE SPECIFIED ALL DIMENSIONS ARE NOMINAL.  
2. ALL SPECIFICATIONS ARE SUBJECT TO CHANGE WITHOUT NOTICE AT ANY TIME.  
3. DIMENSIONS ARE IN INCHES [mm].

DWG TITLE  
**PE83CR1015**

FSCM NO. 53919

2233

SIZE A

SCALE N/A

CAD FILE 030216

**PE PASTERNAK**  
THE ENGINEER'S RF SOURCE

Pasternack Enterprises, Inc.  
P.O. Box 16759 | Irvine | CA | 92623  
Phone: (949) 261-1920 | Fax: (949) 261-7451  
Website: www.pasternack.com | E-Mail: sales@pasternack.com