



Isolator With 18 dB Isolation From 2 GHz to 4 GHz, 1 Watt And SMA Female

Isolators Technical Data Sheet

PE8301

Features

- 2 to 4 GHz Frequency Range
- Max Forward and Reverse Power 1 Watt CW
- Insertion Loss 0.6 dB
- VSWR < 1.3:1
- Isolation > 18 dB
- SMA Female Connectors

Applications

- Radar Systems
- Military
- Wireless Radio Systems
- Telecom Infrastructure
- Communication Systems
- R&D Labs
- Microwave Radio Systems

Description

The PE8301 is a single junction isolator offering a forward and reverse power rating of 1 Watt CW over an operational frequency band of 2 to 4 GHz. This coaxial isolator uses SMA female connectors on all ports and has a minimum of 18 dB isolation.

Pasternack offers a wide variety of isolators to fit your needs. These are two-port devices that transmit microwave or radio frequency power in one direction only and block the signal in the opposite direction. They can be thought of as a diode for RF energy. Isolators are used to isolate equipment from the effects of conditions outside of the equipment. For instance they are used to prevent a microwave source being detuned by a mismatched load. Pasternack's isolators feature excellent insertion loss, high isolation and reliability.

Electrical Specifications

Description	Minimum	Typical	Maximum	Units
Frequency Range	2		4	GHz
Impedance		50		Ohms
Insertion Loss		0.6		dB
Isolation	18			dB
VSWR			1.3:1	
Forward Power, CW			1	Watts
Reverse Power, CW			1	Watts

Electrical Specification Notes:
 Values at 25°C, sea level.

Mechanical Specifications

Size	
Length	1.6 in [40.64 mm]
Width	1.6 in [40.64 mm]
Height	0.6 in [15.24 mm]
Weight	0.2 lbs [90.72 g]

Click the following link (or enter part number in "SEARCH" on website) to obtain additional part information including price, inventory and certifications: [Isolator With 18 dB Isolation From 2 GHz to 4 GHz, 1 Watt And SMA Female PE8301](#)



Isolator With 18 dB Isolation From 2 GHz to 4 GHz, 1 Watt And SMA Female

Isolators Technical Data Sheet

PE8301

Configuration

Design	Single Junction
Direction	1 to 2
Package Style	Connectorized
Connector 1	SMA Female
Connector 2	SMA Female

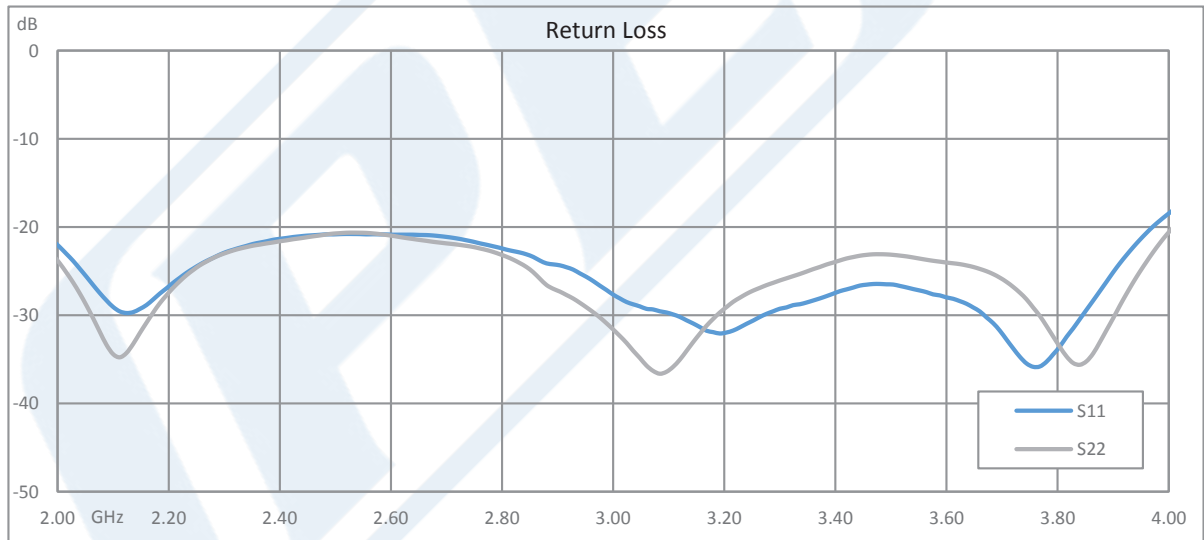
Environmental Specifications

Compliance Certifications (see [product page](#) for current document)

Plotted and Other Data

Notes:

Typical Performance Data



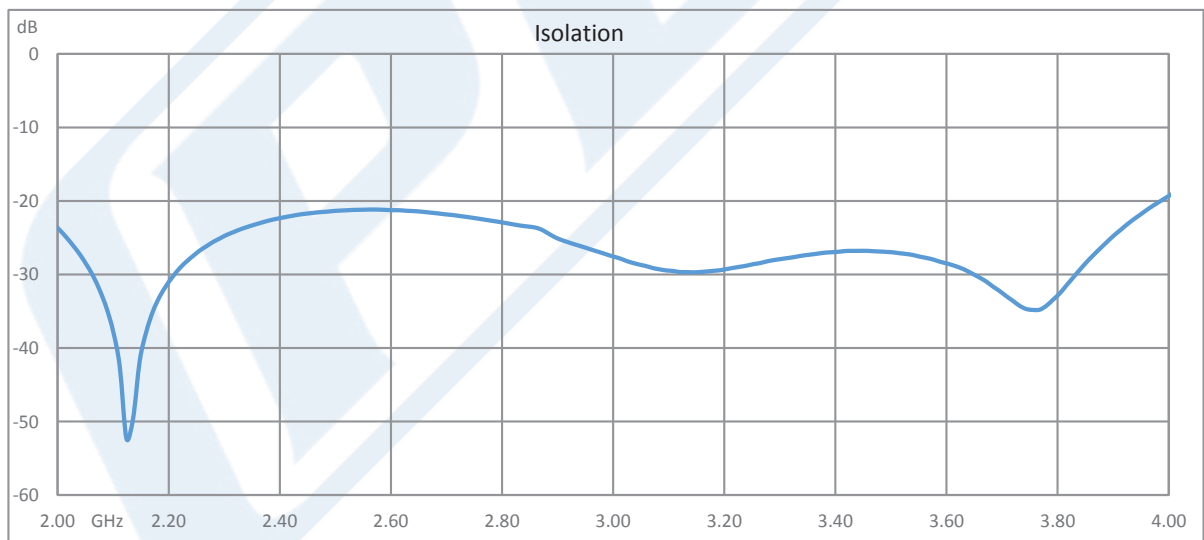
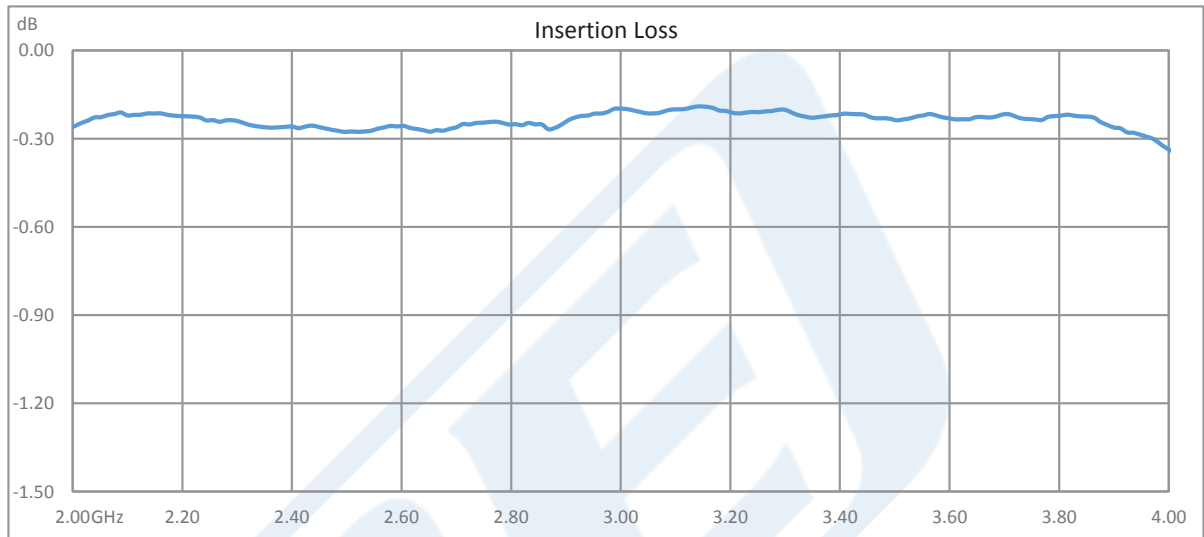
Click the following link (or enter part number in "SEARCH" on website) to obtain additional part information including price, inventory and certifications: [Isolator With 18 dB Isolation From 2 GHz to 4 GHz, 1 Watt And SMA Female PE8301](#)



Isolator With 18 dB Isolation From 2 GHz to 4 GHz, 1 Watt And SMA Female

Isolators Technical Data Sheet

PE8301



Click the following link (or enter part number in "SEARCH" on website) to obtain additional part information including price, inventory and certifications: [Isolator With 18 dB Isolation From 2 GHz to 4 GHz, 1 Watt And SMA Female PE8301](#)





Isolator With 18 dB Isolation From 2 GHz to 4 GHz, 1 Watt And SMA Female

Isolators Technical Data Sheet

PE8301

Isolator With 18 dB Isolation From 2 GHz to 4 GHz, 1 Watt And SMA Female from Pasternack Enterprises has same day shipment for domestic and International orders. Our RF, microwave and millimeter wave products maintain a 99% availability and are part of the broadest selection in the industry.

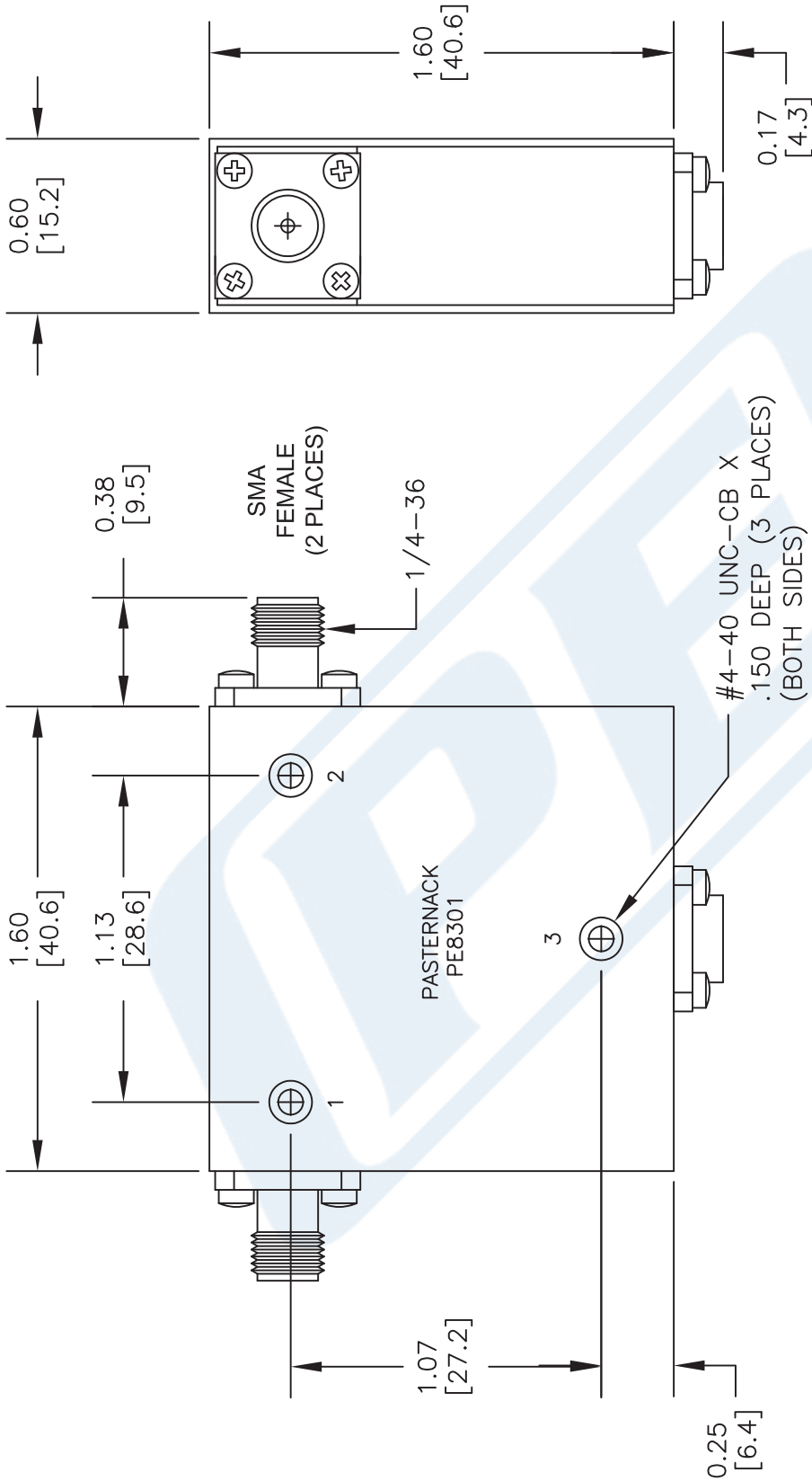
Click the following link (or enter part number in "SEARCH" on website) to obtain additional part information including price, inventory and certifications: [Isolator With 18 dB Isolation From 2 GHz to 4 GHz, 1 Watt And SMA Female PE8301](https://www.pasternack.com/50-ohm-sma-isolator-2000-mhz-4000-mhz-20-watts-18-db-pe8301-p.aspx)

URL: <https://www.pasternack.com/50-ohm-sma-isolator-2000-mhz-4000-mhz-20-watts-18-db-pe8301-p.aspx>

The information contained in this document is accurate to the best of our knowledge and representative of the part described herein. It may be necessary to make modifications to the part and/or the documentation of the part, in order to implement improvements. Pasternack reserves the right to make such changes as required. Unless otherwise stated, all specifications are nominal. Pasternack does not make any representation or warranty regarding the suitability of the part described herein for any particular purpose, and Pasternack does not assume any liability arising out of the use of any part or documentation.

PE8301 CAD Drawing

Isolator With 18 dB Isolation From 2 GHz to 4 GHz, 1 Watt And SMA Female



STANDARD TOLERANCES

- .X ±0.2
- .XX ±0.1
- .XXX ±0.05

*STANDARD TOLERANCES APPLY ONLY TO DIMENSIONS IN INCHES

DWG TITLE

PE8301

- NOTES:
1. UNLESS OTHERWISE SPECIFIED ALL DIMENSIONS ARE NOMINAL.
 2. ALL SPECIFICATIONS ARE SUBJECT TO CHANGE WITHOUT NOTICE AT ANY TIME.
 3. DIMENSIONS ARE IN INCHES [mm].

PE PASTERNAK
THE ENGINEER'S RF SOURCE
Pasternack Enterprises, Inc.
P.O. Box 16759 | Irvine | CA | 92623
Phone: (949) 261-1920 | Fax: (949) 261-7451
Website: www.pasternack.com | E-Mail: sales@pasternack.com

FSCM NO. 53919

CAD FILE 072716

SCALE N/A

SIZE A

2233