



20 dB Fixed Attenuator, N Male to N Female  
Directional Black Anodized Aluminum Heatsink  
Body Rated to 250 Watts Up to 8.5 GHz

## RF Fixed Attenuators Technical Data Sheet

PE7AP250-20

### Features

- Directional
- DC to 8.5 GHz Frequency Range
- Attenuation 20±0.75 dB
- Max Power 250 Watts (CW)
- VSWR < 1.45:1

### Applications

- Instrumentation
- Precision measurements
- Prototyping and characterization
- Production systems

### Description

Pasternack carries a wide range of fixed attenuators with a broad selection of attenuation levels, frequency ranges, and power dissipation ranges. RF microwave attenuators (also known as RF pads) lower the amplitude of a signal (attenuate) a known amount and can be used in a wide variety of applications. These attenuator pads are used when a signal needs to be reduced to protect measurement equipment or other circuitry, to extend the range of power meters and amplifiers, and to impedance match circuits by reducing the VSWR seen by adjacent components. RF attenuators can prevent signal overload in amplifiers, receivers and detectors, adjusting the signal level to a range that is optimal.

Few RF components are as commonly used as fixed coaxial attenuators, and Pasternack carries one of the largest in-stock varieties and ships them same day. The 20 dB Fixed Attenuator PE7AP250-20 is rated to 250 Watts and operates from DC to 8.5 GHz. The versatile coaxial package uses type N male to type N female connectors and is also REACH and RoHS compliant. The Black Anodized Aluminum Heatsink body allows for efficient heat dissipation under high power usage conditions.

### Electrical Specifications

Description	Minimum	Typical	Maximum	Units
Frequency Range	DC		8.5	GHz
Impedance		50		Ohms
Nominal Attenuation		20		dB
Attenuation Accuracy		0.75		dB
VSWR			1.45:1	
Input Power, CW			250	Watts
rated at +25°C, derated linearly to 25W at +125°C				
Input Power, Peak			5	kWatts
5µs pulse, 1.5% duty cycle				

Click the following link (or enter part number in "SEARCH" on website) to obtain additional part information including price, inventory and certifications: [20 dB Fixed Attenuator, N Male to N Female Directional Black Anodized Aluminum Heatsink Body Rated to 250 Watts Up to 8.5 GHz PE7AP250-20](#)



20 dB Fixed Attenuator, N Male to N Female  
Directional Black Anodized Aluminum Heatsink  
Body Rated to 250 Watts Up to 8.5 GHz

## RF Fixed Attenuators Technical Data Sheet

PE7AP250-20

### Specifications by Frequency

Description	F1	F2	F3	F4	F5	Units
Range	DC to 4	4 to 8.5				GHz
VSWR, Max	1.3:1	1.45:1				

Electrical Specification Notes:  
Values at +25°C, sea level.

### Mechanical Specifications

#### Size

Length	9.22 in [234.19 mm]
Width/Diameter	2.04 in [51.82 mm]
Height	3.12 in [79.25 mm]
Weight	2.6 lbs [1.18 kg]
Body Material and Plating	Black Anodized Aluminum Heatsink

#### Configuration

Design	Fixed, Directional
Package Style	Connectorized Module

#### Connectors

Description	Connector 1	Connector 2
Type	N Male	N Female
Connector Specification	MIL-STD-348A	MIL-STD-348A
Body Material and Plating	Passivated Stainless Steel	Passivated Stainless Steel

### Environmental Specifications

#### Temperature

Operating Range	-55 to +125 deg C
-----------------	-------------------

**Compliance Certifications** (see [product page](#) for current document)

### Plotted and Other Data

Notes:

Click the following link (or enter part number in "SEARCH" on website) to obtain additional part information including price, inventory and certifications: [20 dB Fixed Attenuator, N Male to N Female Directional Black Anodized Aluminum Heatsink Body Rated to 250 Watts Up to 8.5 GHz PE7AP250-20](#)



20 dB Fixed Attenuator, N Male to N Female  
Directional Black Anodized Aluminum Heatsink  
Body Rated to 250 Watts Up to 8.5 GHz

## RF Fixed Attenuators Technical Data Sheet

PE7AP250-20

20 dB Fixed Attenuator, N Male to N Female Directional Black Anodized Aluminum Heatsink Body Rated to 250 Watts Up to 8.5 GHz from Pasternack Enterprises has same day shipment for domestic and International orders. Our RF, microwave and millimeter wave products maintain a 99.4% availability and are part of the broadest selection in the industry.

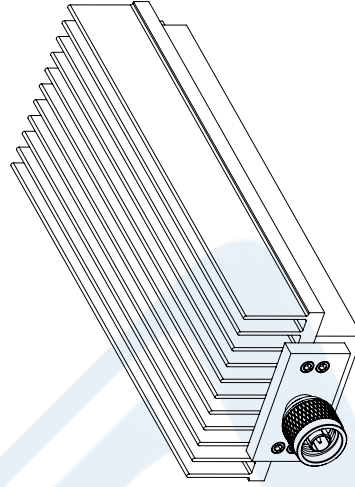
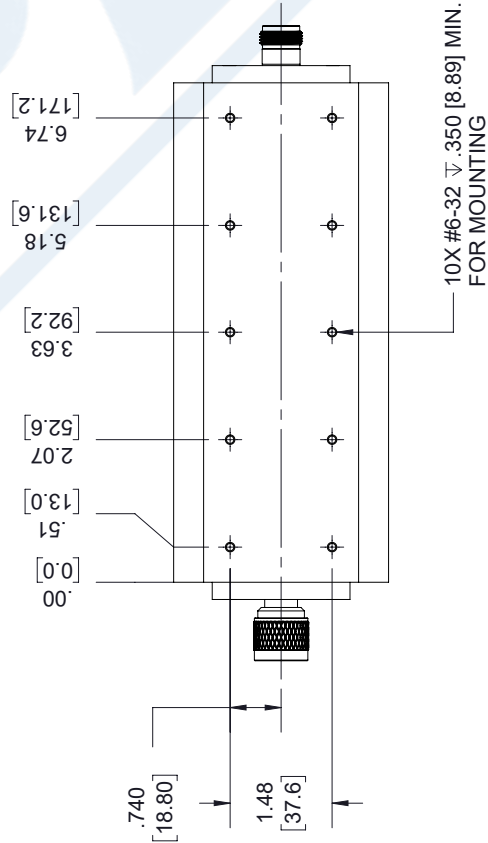
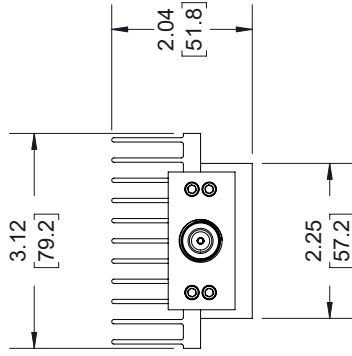

Click the following link (or enter part number in "SEARCH" on website) to obtain additional part information including price, inventory and certifications: [20 dB Fixed Attenuator, N Male to N Female Directional Black Anodized Aluminum Heatsink Body Rated to 250 Watts Up to 8.5 GHz PE7AP250-20](https://www.pasternack.com/20db-fixed-n-male-n-female-250-watts-attenuator-pe7ap250-20-p.aspx)

URL: <https://www.pasternack.com/20db-fixed-n-male-n-female-250-watts-attenuator-pe7ap250-20-p.aspx>

# PE7AP250-20 CAD Drawing

20 dB Fixed Attenuator, N Male to N Female Directional Black Anodized Aluminum Heatsink Body Rated to 250 Watts Up to 8.5 GHz

REVISIONS			
REV.	DESCRIPTION	DATE	APPROVED
A	INITIAL RELEASE	1/30/2020	S. PONG




LABEL:

PASTERNAK  
PE7AP250-20  
D/C: YYWW

UNLESS OTHERWISE SPECIFIED  
LEADING DIMENSIONS ARE INCHES  
DIMENSIONS IN [ ] ARE MILLIMETERS

TOLERANCES:  
 .X = ± .2 [5.08]  
 .XX = ± .02 [1.27]  
 .XXX = ± .005 [0.127]  
 ANGLES ± 1°  
 CABLE LENGTH (L) TOLERANCES:  
 L ≤ 12 [305] = ± 1 [25] / -0  
 12 [305] < L ≤ 60 [1524] = ± 2 [51] / -0  
 60 [1524] < L ≤ 120 [3048] = ± 4 [102] / -0  
 120 [3048] < L ≤ 300 [7620] = ± 6 [152] / -0  
 300 [7620] < L = ± 5% / -0


ALL DIMENSIONS SHOWN  
ARE FOR REFERENCE ONLY.



**PASTERNAK**  
an INFINITI brand

Pasternack Enterprises, Inc.  
P.O. Box 16759, Irvine, CA 92623.  
Phone: 1.949.261.1920 | 1.866.727.8376  
Fax: 1.949.261.7451  
Website: [www.pasternack.com](http://www.pasternack.com)  
E-mail: [sales@pasternack.com](mailto:sales@pasternack.com)

THIRD-ANGLE PROJECTION



THE INFORMATION AND  
DESIGN IN THIS DOCUMENT  
IS THE PROPERTY OF  
PASTERNAK CORPORATION  
ALL RIGHTS RESERVED.

SHEET 1 OF 1  
SCALE N/A

SIZE A  
CAGE CODE 53919  
DRAWN BY K.DANG  
ITEM NO. PE7AP250-20  
REV A

THESE COMMODITIES, TECHNOLOGY OR SOFTWARE WERE EXPORTED FROM THE UNITED STATES IN ACCORDANCE WITH THE EXPORT ADMINISTRATION REGULATIONS. DIVERSION CONTRARY TO U.S. LAW PROHIBITED.