



10 dB Fixed Attenuator, N Male to N Female
Directional Black Anodized Aluminum Heatsink
Body Rated to 250 Watts Up to 8.5 GHz

RF Fixed Attenuators Technical Data Sheet

PE7AP250-10

Features

- Directional
- DC to 8.5 GHz Frequency Range
- Attenuation 10±0.75 dB
- Max Power 250 Watts (CW)
- VSWR < 1.45:1

Applications

- Instrumentation
- Precision measurements
- Prototyping and characterization
- Production systems

Description

Pasternack carries a wide range of fixed attenuators with a broad selection of attenuation levels, frequency ranges, and power dissipation ranges. RF microwave attenuators (also known as RF pads) lower the amplitude of a signal (attenuate) a known amount and can be used in a wide variety of applications. These attenuator pads are used when a signal needs to be reduced to protect measurement equipment or other circuitry, to extend the range of power meters and amplifiers, and to impedance match circuits by reducing the VSWR seen by adjacent components. RF attenuators can prevent signal overload in amplifiers, receivers and detectors, adjusting the signal level to a range that is optimal.

Few RF components are as commonly used as fixed coaxial attenuators, and Pasternack carries one of the largest in-stock varieties and ships them same day. The 10 dB Fixed Attenuator PE7AP250-10 is rated to 250 Watts and operates from DC to 8.5 GHz. The versatile coaxial package uses type N male to type N female connectors and is also REACH and RoHS compliant. The Black Anodized Aluminum Heatsink body allows for efficient heat dissipation under high power usage conditions.

Electrical Specifications

Description	Minimum	Typical	Maximum	Units
Frequency Range	DC		8.5	GHz
Impedance		50		Ohms
Nominal Attenuation		10		dB
Attenuation Accuracy		0.75		dB
VSWR			1.45:1	
Input Power, CW rated at +25°C, derated linearly to 25W at +125°C			250	Watts
Input Power, Peak 5µs pulse, 1.5% duty cycle			5	kWatts

Click the following link (or enter part number in "SEARCH" on website) to obtain additional part information including price, inventory and certifications: [10 dB Fixed Attenuator, N Male to N Female Directional Black Anodized Aluminum Heatsink Body Rated to 250 Watts Up to 8.5 GHz PE7AP250-10](#)



10 dB Fixed Attenuator, N Male to N Female
Directional Black Anodized Aluminum Heatsink
Body Rated to 250 Watts Up to 8.5 GHz

RF Fixed Attenuators Technical Data Sheet

PE7AP250-10

Specifications by Frequency

Description	F1	F2	F3	F4	F5	Units
Range	DC to 4	4 to 8.5				GHz
VSWR, Max	1.3:1	1.45:1				

Electrical Specification Notes:
Values at +25°C, sea level.

Mechanical Specifications

Size

Length	9.22 in [234.19 mm]
Width/Diameter	2.04 in [51.82 mm]
Height	3.12 in [79.25 mm]
Weight	2.7925 lbs [1.27 kg]
Body Material and Plating	Black Anodized Aluminum Heatsink

Configuration

Design	Fixed, Directional
Package Style	Connectorized Module

Connectors

Description	Connector 1	Connector 2
Type	N Male	N Female
Connector Specification	MIL-STD-348A	MIL-STD-348A
Body Material and Plating	Passivated Stainless Steel	Passivated Stainless Steel

Environmental Specifications

Temperature

Operating Range	-55 to +125 deg C
-----------------	-------------------

Compliance Certifications (see [product page](#) for current document)

Plotted and Other Data

Notes:

Click the following link (or enter part number in "SEARCH" on website) to obtain additional part information including price, inventory and certifications: [10 dB Fixed Attenuator, N Male to N Female Directional Black Anodized Aluminum Heatsink Body Rated to 250 Watts Up to 8.5 GHz PE7AP250-10](#)



10 dB Fixed Attenuator, N Male to N Female
Directional Black Anodized Aluminum Heatsink
Body Rated to 250 Watts Up to 8.5 GHz

RF Fixed Attenuators Technical Data Sheet

PE7AP250-10

10 dB Fixed Attenuator, N Male to N Female Directional Black Anodized Aluminum Heatsink Body Rated to 250 Watts Up to 8.5 GHz from Pasternack Enterprises has same day shipment for domestic and International orders. Our RF, microwave and millimeter wave products maintain a 99.4% availability and are part of the broadest selection in the industry.

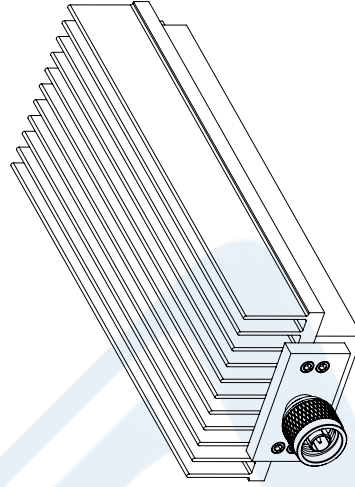
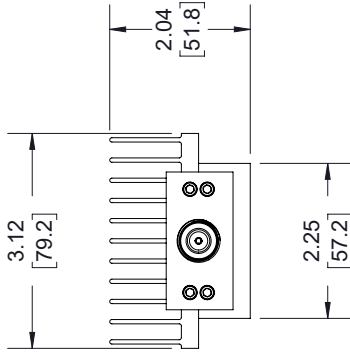
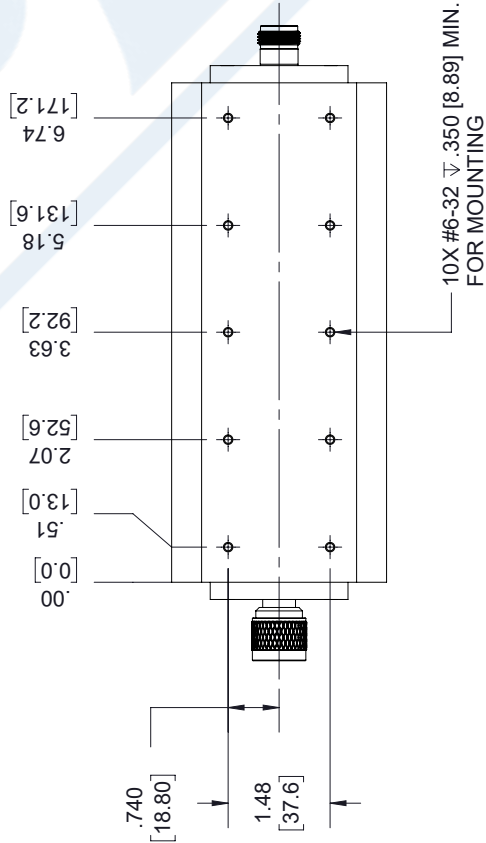

Click the following link (or enter part number in "SEARCH" on website) to obtain additional part information including price, inventory and certifications: [10 dB Fixed Attenuator, N Male to N Female Directional Black Anodized Aluminum Heatsink Body Rated to 250 Watts Up to 8.5 GHz PE7AP250-10](https://www.pasternack.com/10db-fixed-n-male-n-female-250-watts-attenuator-pe7ap250-10-p.aspx)

URL: <https://www.pasternack.com/10db-fixed-n-male-n-female-250-watts-attenuator-pe7ap250-10-p.aspx>

PE7AP250-10 CAD Drawing

10 dB Fixed Attenuator, N Male to N Female Directional Black Anodized Aluminum Heatsink Body Rated to 250 Watts Up to 8.5 GHz

REVISIONS			
REV.	DESCRIPTION	DATE	APPROVED
A	INITIAL RELEASE	1/30/2020	S. PONG



UNLESS OTHERWISE SPECIFIED
LEADING DIMENSIONS ARE IN INCHES
DIMENSIONS IN [] ARE MILLIMETERS

TOLERANCES:

FRACTIONS
.X = ±.2 [5.08]
.XX = ±.02 [.51]
.XXX = ±.005 [.13]

ANGLES ± 1°

CABLE LENGTH (L) TOLERANCES:
L ≤ 12 [305] = ±1 [25] / -0
12 [305] < L ≤ 60 [1524] = +2 [51] / -0
60 [1524] < L ≤ 120 [3048] = +4 [102] / -0
120 [3048] < L ≤ 300 [7620] = +6 [152] / -0
300 [7620] < L = +5% / -0

ALL DIMENSIONS SHOWN
ARE FOR REFERENCE ONLY.

PASTERNACK
an INFINITI brand

Pasternack Enterprises, Inc.
P.O. Box 16759, Irvine, CA 92623.
Phone: 1.949.261.1920 | 1.866.727.8376
Fax: 1.949.261.7451
Website: www.pasternack.com
E-mail: sales@pasternack.com

THIRD-ANGLE PROJECTION

THE INFORMATION AND
DESIGN IN THIS DOCUMENT
IS THE PROPERTY OF
PASTERNACK CORPORATION
ALL RIGHTS RESERVED.

SHEET 1 OF 1

SCALE N/A

REV A

ITEM NO. PE7AP250-10

DRAWN BY K.DANG

CAGE CODE 53919

LABEL:

PASTERNACK
PE7AP250-10
D/C: YYWW

THESE COMMODITIES, TECHNOLOGY OR SOFTWARE WERE EXPORTED FROM THE UNITED STATES IN ACCORDANCE WITH THE EXPORT ADMINISTRATION REGULATIONS. DIVERSION CONTRARY TO U.S. LAW PROHIBITED.