



6 dB Fixed Attenuator, N Male to N Female Black Anodized Aluminum Heatsink Body Rated to 25 Watts Up to 4 GHz

RF Fixed Attenuators Technical Data Sheet

PE7392-6

Features

- Bidirectional
- DC to 4 GHz Frequency Range
- Attenuation 6±0.5 dB
- Max Power 25 Watts (CW)
- VSWR < 1.25:1

Applications

- Instrumentation
- Precision Measurements
- Prototyping and Characterization
- Production Systems

Description

Pasternack carries a wide range of fixed attenuators with a broad selection of attenuation levels, frequency ranges, and power dissipation ranges. RF microwave attenuators (also known as RF pads) lower the amplitude of a signal (attenuate) a known amount and can be used in a wide variety of applications. These attenuator pads are used when a signal needs to be reduced to protect measurement equipment or other circuitry, to extend the range of power meters and amplifiers, and to impedance match circuits by reducing the VSWR seen by adjacent components. RF attenuators can prevent signal overload in amplifiers, receivers and detectors, adjusting the signal level to a range that is optimal.

Few RF components are as commonly used as fixed coaxial attenuators, and Pasternack carries one of the largest in-stock varieties and ships them same day. The 6 dB Fixed Attenuator PE7392-6 is rated to 25 Watts and operates from DC to 4 GHz. The versatile coaxial package uses type N male to type N female connectors and is also REACH and RoHS compliant. The Black Anodized Aluminum Heatsink body allows for efficient heat dissipation under high power usage conditions.

Electrical Specifications

Description	Minimum	Typical	Maximum	Units
Frequency Range	DC		4	GHz
Impedance		50		Ohms
Nominal Attenuation		6		dB
Attenuation Accuracy		±0.5		dB
VSWR			1.25:1	
Passive Intermodulation			-100	dBc
Input Power, CW			25	Watts
derated linearly from 25W @ 25°C to 2.5W @ 125°C				
Input Power, Peak			1	KWatts
5µs pulse, 2.5% duty cycle				

Electrical Specification Notes:

Passive intermodulation specified at 910MHz with two input signals at 935MHz and 960MHz with average carrier power levels of +43dBm each.

Click the following link (or enter part number in "SEARCH" on website) to obtain additional part information including price, inventory and certifications: [6 dB Fixed Attenuator, N Male to N Female Black Anodized Aluminum Heatsink Body Rated to 25 Watts Up to 4 GHz PE7392-6](#)



6 dB Fixed Attenuator, N Male to N Female Black Anodized
Aluminum Heatsink Body Rated to 25 Watts Up to 4 GHz

RF Fixed Attenuators Technical Data Sheet

PE7392-6

Mechanical Specifications

Size

Length	3.27 in [83.06 mm]
Width/Diameter	1.5 in [38.1 mm]
Weight	0.265 lbs [120.2 g]
Body Material and Plating	Black Anodized Aluminum Heatsink

Configuration

Design	Fixed, Bidirectional
Package Style	Connectorized

Connectors

Description	Connector 1	Connector 2
Type	N Male	N Female
Contact Material and Plating	Brass, Gold	Beryllium Copper, Gold
Outer Conductor Material and Plating	Brass, Nickel	Brass, Nickel
Body Material and Plating	Brass, Nickel	Brass, Nickel

Environmental Specifications

Temperature

Operating Range	-55 to +125 deg C
-----------------	-------------------

Compliance Certifications (see [product page](#) for current document)

Plotted and Other Data

Notes:

Click the following link (or enter part number in "SEARCH" on website) to obtain additional part information including price, inventory and certifications: [6 dB Fixed Attenuator, N Male to N Female Black Anodized Aluminum Heatsink Body Rated to 25 Watts Up to 4 GHz PE7392-6](#)

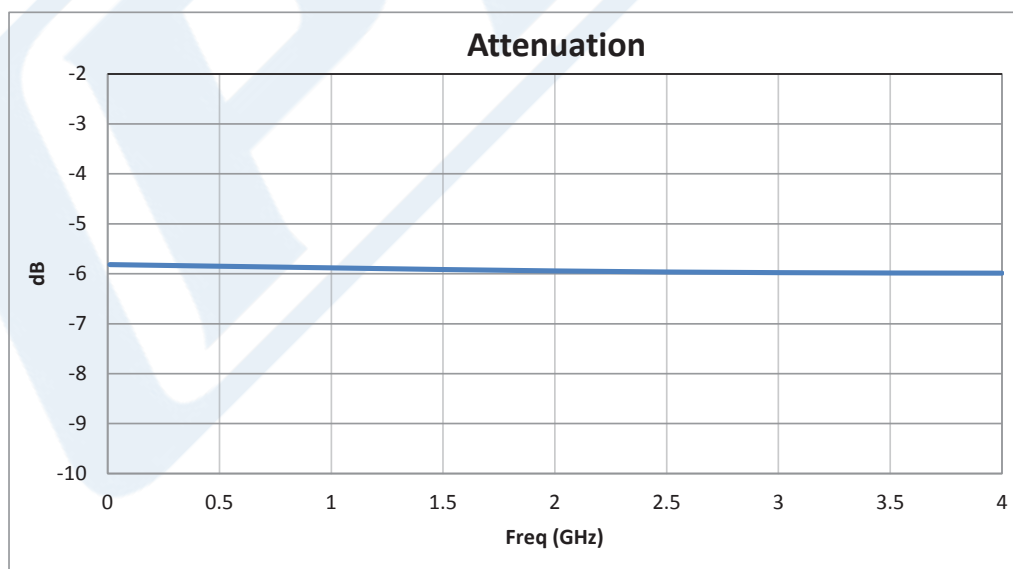
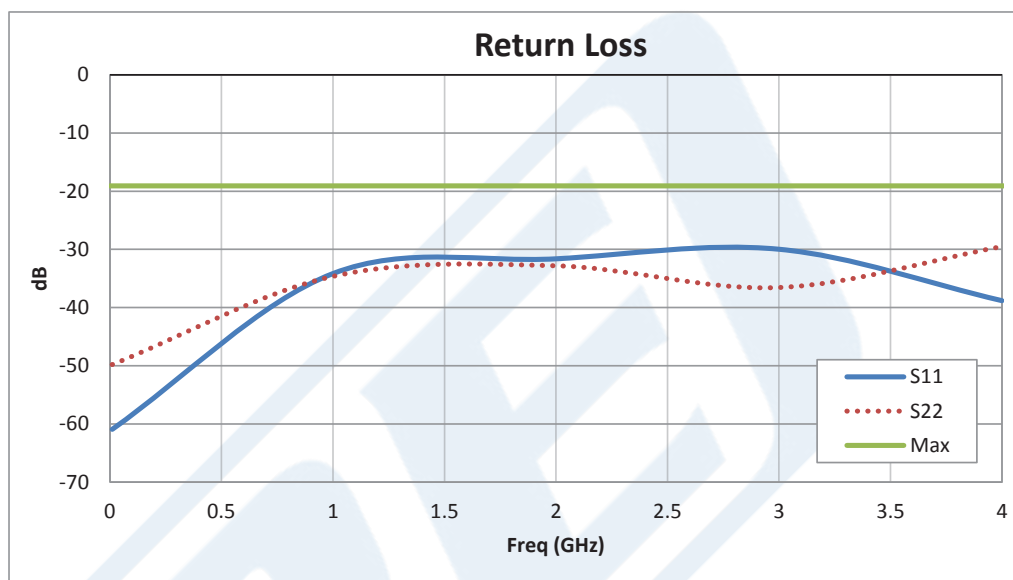


6 dB Fixed Attenuator, N Male to N Female Black Anodized
Aluminum Heatsink Body Rated to 25 Watts Up to 4 GHz

RF Fixed Attenuators Technical Data Sheet

PE7392-6

Typical Performance Data



Click the following link (or enter part number in "SEARCH" on website) to obtain additional part information including price, inventory and certifications: [6 dB Fixed Attenuator, N Male to N Female Black Anodized Aluminum Heatsink Body Rated to 25 Watts Up to 4 GHz PE7392-6](#)



6 dB Fixed Attenuator, N Male to N Female Black Anodized
Aluminum Heatsink Body Rated to 25 Watts Up to 4 GHz

RF Fixed Attenuators Technical Data Sheet

PE7392-6

6 dB Fixed Attenuator, N Male to N Female Black Anodized Aluminum Heatsink Body Rated to 25 Watts Up to 4 GHz from Pasternack Enterprises has same day shipment for domestic and International orders. Our RF, microwave and millimeter wave products maintain a 99% availability and are part of the broadest selection in the industry.

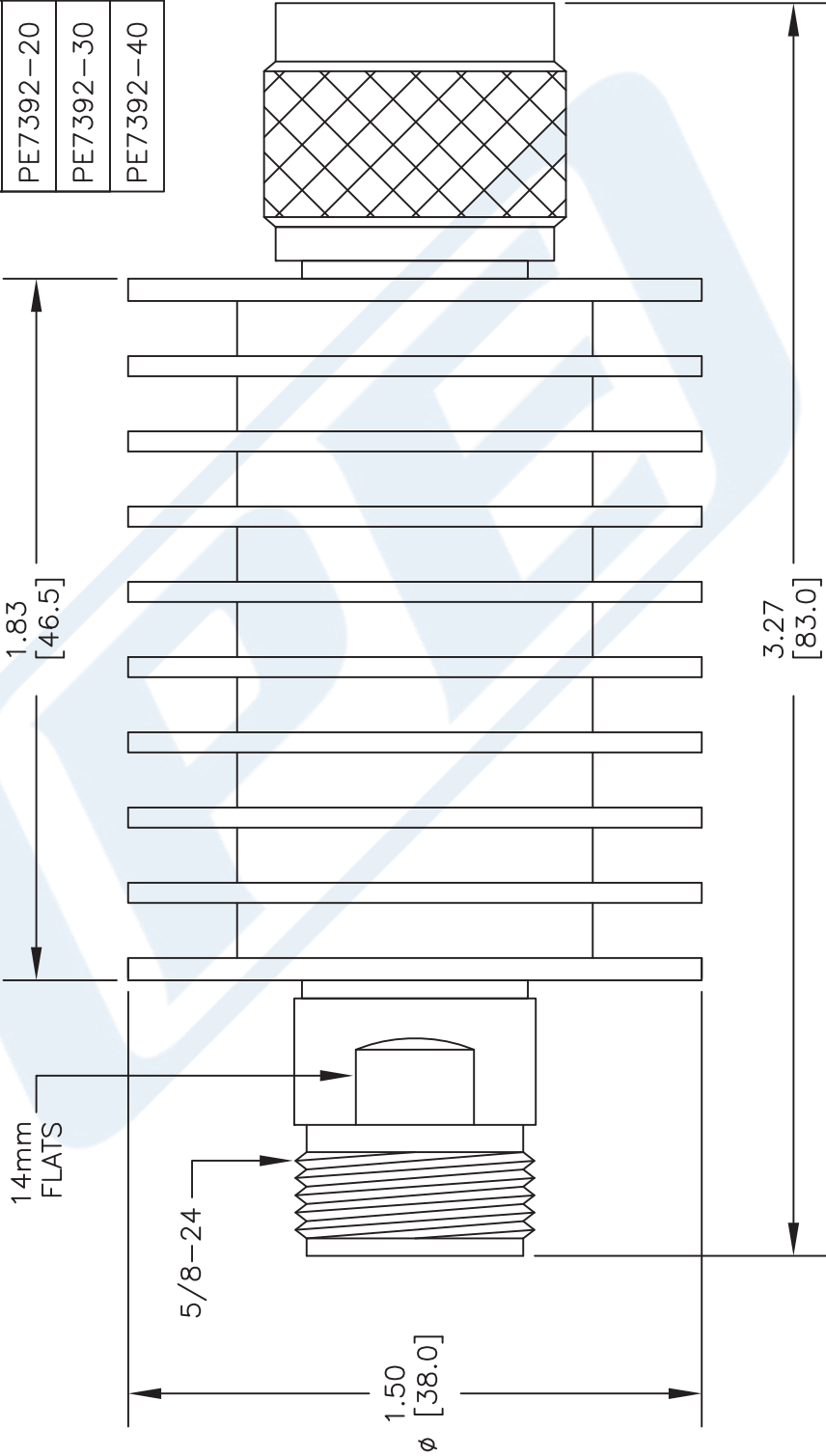
Click the following link (or enter part number in "SEARCH" on website) to obtain additional part information including price, inventory and certifications: [6 dB Fixed Attenuator, N Male to N Female Black Anodized Aluminum Heatsink Body Rated to 25 Watts Up to 4 GHz PE7392-6](https://www.pasternack.com/6db-fixed-n-male-n-female-25-watts-attenuator-pe7392-6-p.aspx)

URL: <https://www.pasternack.com/6db-fixed-n-male-n-female-25-watts-attenuator-pe7392-6-p.aspx>

PE7392-6 CAD Drawing

6 dB Fixed Attenuator, N Male to N Female Black Anodized
Aluminum Heatsink Body Rated to 25 Watts Up to 4 GHz

P/N	ATTEN.	FIGURE
PE7392-1	1 dB	1
PE7392-2	2 dB	1
PE7392-3	3 dB	1
PE7392-6	6 dB	1
PE7392-10	10 dB	1
PE7392-20	20 dB	1
PE7392-30	30 dB	1
PE7392-40	40 dB	1



N MALE

N FEMALE

FIGURE 1

PE PASTERNAK®
THE ENGINEER'S RF SOURCE

Pasternack Enterprises, Inc.
P.O. Box 16759 | Irvine | CA | 92623
Phone: (949) 261-1920 | Fax: (949) 261-7451
Website: www.pasternack.com | E-Mail: sales@pasternack.com

DWG TITLE

PE7392

NOTES:
1. UNLESS OTHERWISE SPECIFIED ALL DIMENSIONS ARE NOMINAL.
2. ALL SPECIFICATIONS ARE SUBJECT TO CHANGE WITHOUT NOTICE AT ANY TIME.
3. DIMENSIONS ARE IN INCHES [mm].

FSCM NO. 53919

CAD FILE 100915

SCALE N/A

SIZE A

150