



40 dB Fixed Attenuator, 7/16 DIN Female to
7/16 DIN Female Black Anodized Aluminum Heatsink
Body Rated to 25 Watts Up to 7.5 GHz

RF Fixed Attenuators Technical Data Sheet

PE7380-40

Description

Pasternack carries a wide range of fixed attenuators with a broad selection of attenuation levels, frequency ranges, and power dissipation ranges. RF microwave attenuators (also known as RF pads) lower the amplitude of a signal (attenuate) a known amount and can be used in a wide variety of applications. These attenuator pads are used when a signal needs to be reduced to protect measurement equipment or other circuitry, to extend the range of power meters and amplifiers, and to impedance match circuits by reducing the VSWR seen by adjacent components. RF attenuators can prevent signal overload in amplifiers, receivers and detectors, adjusting the signal level to a range that is optimal.

Few RF components are as commonly used as fixed coaxial attenuators, and Pasternack carries one of the largest in-stock varieties and ships them same day. The 40 dB Fixed Attenuator PE7380-40 is rated to 25 Watts and operates from DC to 7.5 GHz. The versatile coaxial package uses 7/16 DIN female connectors. The Black Anodized Aluminum Heatsink body allows for efficient heat dissipation under high power usage conditions.

Electrical Specifications

Description	Minimum	Typical	Maximum	Units
Frequency Range	DC		7.5	GHz
Impedance		50		Ohms
Nominal Attenuation		40		dB
VSWR			1.45:1	
Input Power, CW			25	Watts
Input Power, Peak			500	Watts

Specifications by Frequency

Description	F1	F2	F3	F4	F5	Units
Range	DC to 6	6 to 7.5				GHz
VSWR, Max	1.3:1	1.45:1				
Attenuation Accuracy, Typ	1	1.25				dB
Input Power, CW	25					Watts

Click the following link (or enter part number in "SEARCH" on website) to obtain additional part information including price, inventory and certifications: [40 dB Fixed Attenuator, 7/16 DIN Female to 7/16 DIN Female Black Anodized Aluminum Heatsink Body Rated to 25 Watts Up to 7.5 GHz PE7380-40](#)



40 dB Fixed Attenuator, 7/16 DIN Female to
7/16 DIN Female Black Anodized Aluminum Heatsink
Body Rated to 25 Watts Up to 7.5 GHz

RF Fixed Attenuators Technical Data Sheet

PE7380-40

Mechanical Specifications

Size

Length	4.5 in [114.3 mm]
Width/Diameter	2.41 in [61.21 mm]
Weight	0.8 lbs [362.87 g]
Body Material and Plating	Black Anodized Aluminum Heatsink

Configuration

Design	Fixed, Bidirectional
--------	----------------------

Connectors

Description	Connector 1	Connector 2
Type	7/16 DIN Female	7/16 DIN Female
Contact Material and Plating	Brass, Silver	Brass, Silver
Contact Plating Specification	Gold	Silver
Outer Conductor Material and Plating		Brass, Silver
Hex Size	11/16 In.	11/16 In.
Body Material and Plating	Brass, Silver	Brass, Silver
Body Plating Specification	Passivated	

Environmental Specifications

Temperature

Operating Range	-55 to +125 deg C
-----------------	-------------------

Compliance Certifications (see [product page](#) for current document)

Plotted and Other Data

Notes:

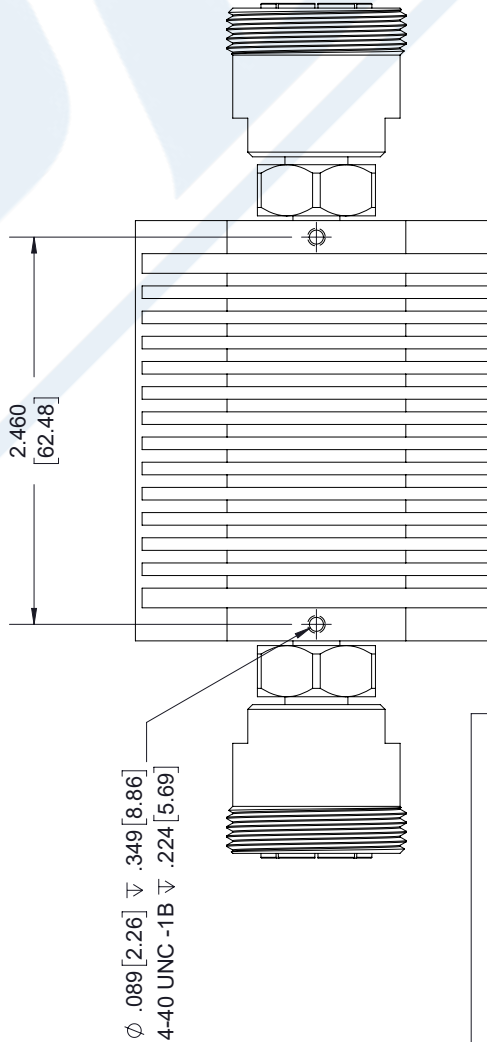
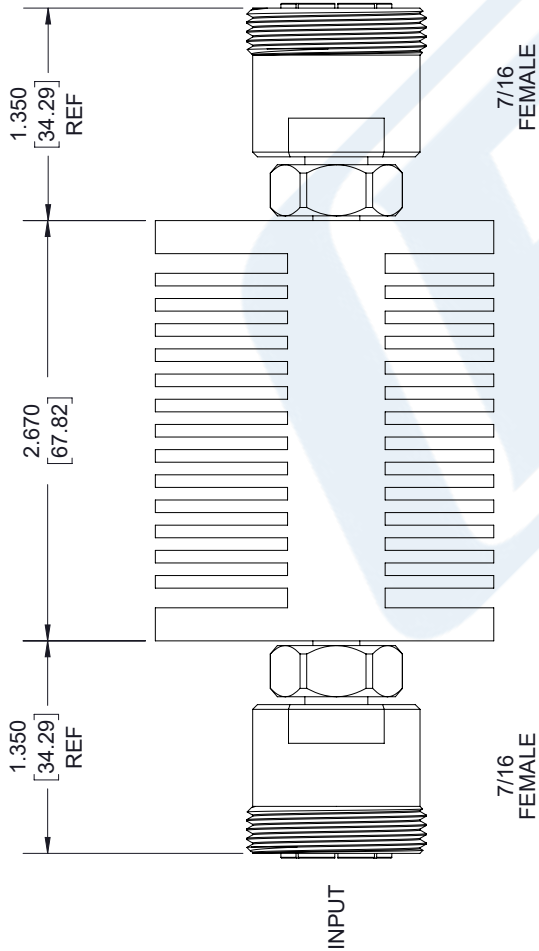
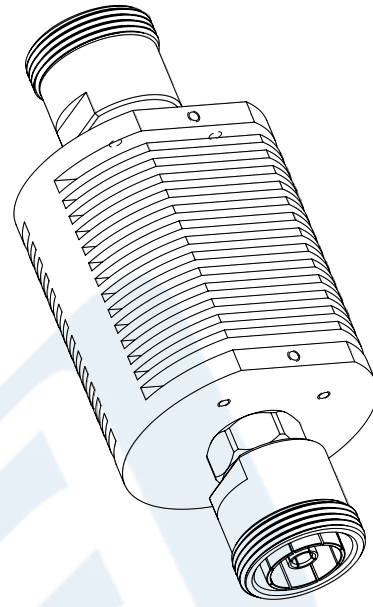
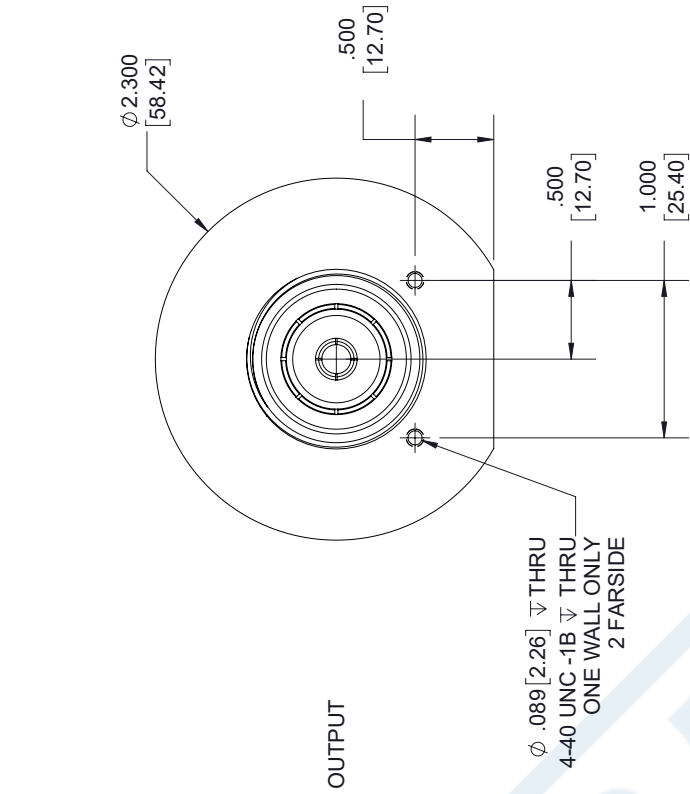
40 dB Fixed Attenuator, 7/16 DIN Female to 7/16 DIN Female Black Anodized Aluminum Heatsink Body Rated to 25 Watts Up to 7.5 GHz from Pasternack Enterprises has same day shipment for domestic and International orders. Our RF, microwave and millimeter wave products maintain a 99.4% availability and are part of the broadest selection in the industry.

Click the following link (or enter part number in "SEARCH" on website) to obtain additional part information including price, inventory and certifications: [40 dB Fixed Attenuator, 7/16 DIN Female to 7/16 DIN Female Black Anodized Aluminum Heatsink Body Rated to 25 Watts Up to 7.5 GHz PE7380-40](#)

URL: <https://www.pasternack.com/40db-fixed-7-16-female-7-16-female-25-watts-attenuator-pe7380-40-p.aspx>

PE7380-40 CAD Drawing

40 dB Fixed Attenuator, 7/16 DIN Female to 7/16 DIN Female Black
Anodized Aluminum Heatsink Body Rated to 25 Watts Up to 7.5 GHz



STANDARD TOLERANCES	
.X	±0.2
.XX	±0.01
.XXX	±0.005

*STANDARD TOLERANCES APPLY ONLY TO DIMENSIONS IN INCHES



Pasternack Enterprises, Inc.
P.O. Box 16759 | Irvine | CA | 92623

Phone: (949) 261-1920 | Fax: (949) 261-7451
Website: www.pasternack.com | E-Mail: sales@pasternack.com

DWG TITLE

PE7380-40

CAGE CODE 53919

NOTES:
1. UNLESS OTHERWISE SPECIFIED ALL DIMENSIONS ARE NOMINAL.
2. ALL SPECIFICATIONS ARE SUBJECT TO CHANGE WITHOUT NOTICE AT ANY TIME.
3. DIMENSIONS ARE IN INCHES [mm].

CAD FILE 04/18/18

SCALE N/A

SIZE A

7361