



40 dB Fixed Attenuator, N Male to 7/16 DIN Female
Black Anodized Aluminum Heatsink Body Rated
to 25 Watts Up to 7.5 GHz

RF Fixed Attenuators Technical Data Sheet

PE7366-40

Description

Pasternack carries a wide range of fixed attenuators with a broad selection of attenuation levels, frequency ranges, and power dissipation ranges. RF microwave attenuators (also known as RF pads) lower the amplitude of a signal (attenuate) a known amount and can be used in a wide variety of applications. These attenuator pads are used when a signal needs to be reduced to protect measurement equipment or other circuitry, to extend the range of power meters and amplifiers, and to impedance match circuits by reducing the VSWR seen by adjacent components. RF attenuators can prevent signal overload in amplifiers, receivers and detectors, adjusting the signal level to a range that is optimal.

Few RF components are as commonly used as fixed coaxial attenuators, and Pasternack carries one of the largest in-stock varieties and ships them same day. The 40 dB Fixed Attenuator PE7366-40 is rated to 25 Watts and operates from DC to 7.5 GHz. The versatile coaxial package uses type N male to 7/16 DIN female connectors. The Black Anodized Aluminum Heatsink body allows for efficient heat dissipation under high power usage conditions.

Electrical Specifications

| Description | Minimum | Typical | Maximum | Units |
|---------------------|---------|---------|---------|-------|
| Frequency Range | DC | | 7.5 | GHz |
| Impedance | | 50 | | Ohms |
| Nominal Attenuation | | 40 | | dB |
| VSWR | | | 1.45:1 | |
| Input Power, CW | | | 25 | Watts |
| Input Power, Peak | | | 500 | Watts |

Specifications by Frequency

| Description | F1 | F2 | F3 | F4 | F5 | Units |
|---------------------------|---------|----------|----|----|----|-------|
| Range | DC to 6 | 6 to 7.5 | | | | GHz |
| VSWR, Max | 1.3:1 | 1.45:1 | | | | |
| Attenuation Accuracy, Typ | 1 | 1.25 | | | | dB |
| Input Power, CW | 25 | | | | | Watts |

Click the following link (or enter part number in "SEARCH" on website) to obtain additional part information including price, inventory and certifications: [40 dB Fixed Attenuator, N Male to 7/16 DIN Female Black Anodized Aluminum Heatsink Body Rated to 25 Watts Up to 7.5 GHz PE7366-40](#)



40 dB Fixed Attenuator, N Male to 7/16 DIN Female
Black Anodized Aluminum Heatsink Body Rated
to 25 Watts Up to 7.5 GHz

RF Fixed Attenuators Technical Data Sheet

PE7366-40

Mechanical Specifications

Size

| | |
|---------------------------|----------------------------------|
| Length | 4.5 in [114.3 mm] |
| Width/Diameter | 2.41 in [61.21 mm] |
| Weight | 0.8 lbs [362.87 g] |
| Body Material and Plating | Black Anodized Aluminum Heatsink |

Configuration

| | |
|--------|----------------------|
| Design | Fixed, Bidirectional |
|--------|----------------------|

Connectors

| Description | Connector 1 | Connector 2 |
|--------------------------------------|-----------------------------|-----------------|
| Type | N Male | 7/16 DIN Female |
| Contact Material and Plating | Brass, Gold | Brass, Silver |
| Contact Plating Specification | Gold | |
| Outer Conductor Material and Plating | | Brass, Silver |
| Hex Size | 11/16 In. | 11/16 In. |
| Body Material and Plating | Stainless Steel, Passivated | Brass, Silver |
| Body Plating Specification | Passivated | |

Environmental Specifications

Temperature

| | |
|-----------------|-------------------|
| Operating Range | -55 to +125 deg C |
|-----------------|-------------------|

Compliance Certifications (see [product page](#) for current document)

Plotted and Other Data

Notes:

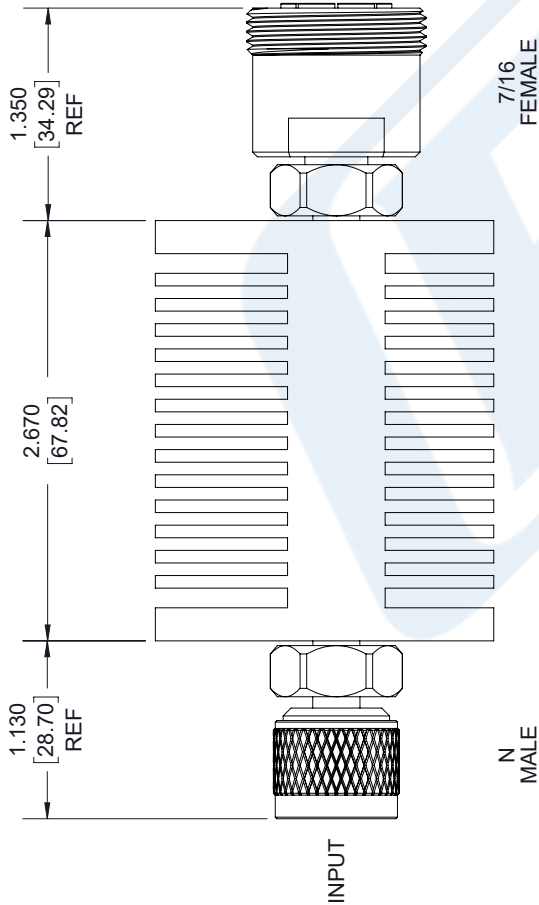
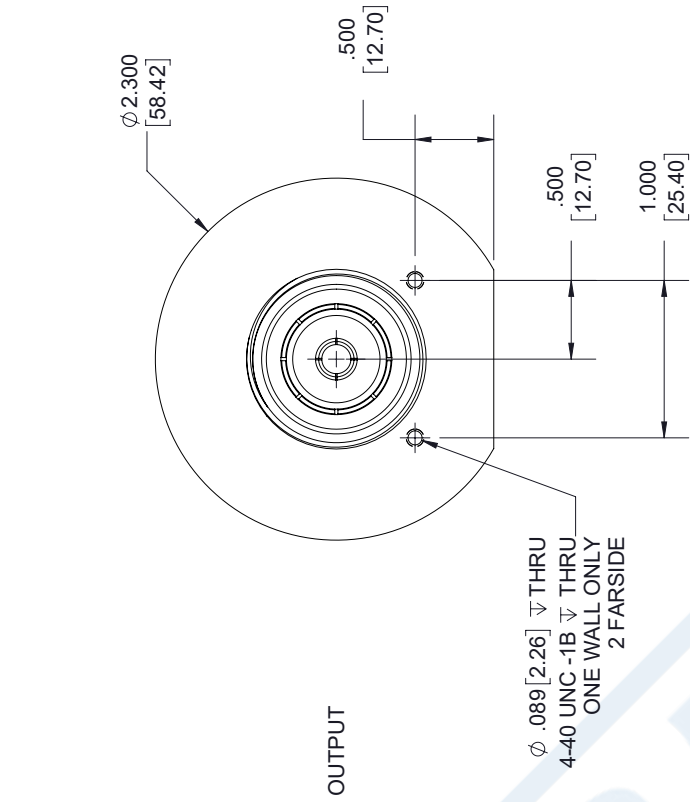
40 dB Fixed Attenuator, N Male to 7/16 DIN Female Black Anodized Aluminum Heatsink Body Rated to 25 Watts Up to 7.5 GHz from Pasternack Enterprises has same day shipment for domestic and International orders. Our RF, microwave and millimeter wave products maintain a 99.4% availability and are part of the broadest selection in the industry.

Click the following link (or enter part number in "SEARCH" on website) to obtain additional part information including price, inventory and certifications: [40 dB Fixed Attenuator, N Male to 7/16 DIN Female Black Anodized Aluminum Heatsink Body Rated to 25 Watts Up to 7.5 GHz PE7366-40](#)

URL: <https://www.pasternack.com/40db-fixed-n-male-7-16-female-25-watts-attenuator-pe7366-40-p.aspx>

PE7366-40 CAD Drawing

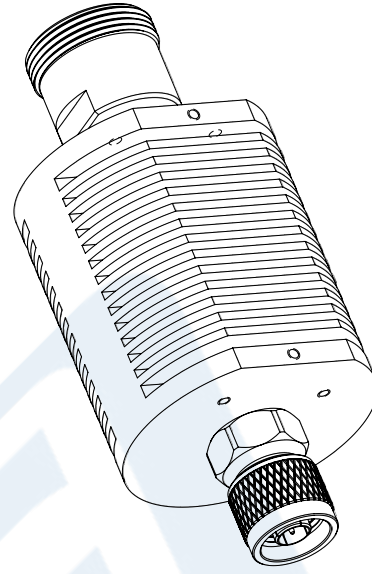
40 dB Fixed Attenuator, N Male to 7/16 DIN Female Black Anodized
Aluminum Heatsink Body Rated to 25 Watts Up to 7.5 GHz



Ø .089 [2.26] ▽ .349 [8.86]
4-40 UNC -1B ▽ .224 [5.69]

| STANDARD TOLERANCES | |
|---------------------|--------|
| .X | ±0.2 |
| .XX | ±0.01 |
| .XXX | ±0.005 |

*STANDARD TOLERANCES APPLY
ONLY TO DIMENSIONS IN INCHES



DWG TITLE

PE7366-40

NOTES:
1. UNLESS OTHERWISE SPECIFIED ALL DIMENSIONS ARE NOMINAL.
2. ALL SPECIFICATIONS ARE SUBJECT TO CHANGE WITHOUT NOTICE AT ANY TIME.
3. DIMENSIONS ARE IN INCHES [mm].

PE PASTERNAK®
THE ENGINEER'S RF SOURCE
Pasternack Enterprises, Inc.
P.O. Box 16759 | Irvine | CA | 92623
Phone: (949) 261-1920 | Fax: (949) 261-7451
Website: www.pasternack.com | E-Mail: sales@pasternack.com

CAGE CODE 53919

CAD FILE 04/18/18

SCALE N/A

SIZE A

7361