



SPDT Electromechanical Relay Latching Switch
Accessory PWB, DC to 3 GHz, up to 400W, 12V, SMA

Electromechanical Relay Switches Technical Data Sheet

PE71S8001

Features

- Accessory PWB for model PE71S6346
- DC to 3 GHz Frequency Range
- 1M Cycle Operating Life Min
- Latching Actuator
- Insertion Loss 0.5 dB max
- Isolation 50 dB min
- Up to 400 Watts Power Max
- Switching Sequence Break Before Make
- +12 Vdc Bias

Applications

- Test & Measurement
- Military Communication
- Commercial Communication
- Wireless Communications
- SATCOM
- Military Electronic Systems
- RF Test Stations

Description

The PE71S8001 is a DC to 3 GHz Accessory PWB Assembly for model PE71S6346 electromechanical relay switch. The PWB Assembly can handle up to 400 Watts of CW input power in a break before make condition. The design features a failsafe actuator and is rated for 2M life cycles of cold switching for high reliability operation. Insertion loss is specified from 0.1 dB max and Isolation from 50 dB min, with +12 Vdc operating voltage. Accessory PWB includes three (3) SMA female connectors. Assembly is required for mounting the SMA and SPDT switch module to PWB. Performance is guaranteed over -25°C to +85°C and the switch assembly is RoHS and REACH compliant.

Electrical Specifications

Switch Type: SPDT
 Actuator Type: Latching
 Switching Sequence: Break Before Make

Description	Minimum	Typical	Maximum	Units
Frequency Range	DC		3	GHz
Impedance		50		Ohms
Operating Voltage		12		Volts
Actuating Current @ 12 Volts		58		mA
Switching Time			4	ms Max

Click the following link (or enter part number in "SEARCH" on website) to obtain additional part information including price, inventory and certifications: [SPDT Electromechanical Relay Latching Switch Accessory PWB, DC to 3 GHz, up to 400W, 12V, SMA PE71S8001](#)



SPDT Electromechanical Relay Latching Switch
Accessory PWB, DC to 3 GHz, up to 400W, 12V, SMA

Electromechanical Relay Switches Technical Data

PE71S8001

Performance by Frequency

Description	F1	F2	F3	F4	F5	Units
Frequency Range	DC to 1	1 to 2	2 to 3			GHz
VSWR, Max	1.1:1	1.2:1	1.35:1			
Insertion Loss, Max	0.1	0.2	0.3			dB
Isolation, Min	50	40	30			dB
Input Power, Typ (CW)	400	280	175			Watts

Mechanical Specifications

Size

Length	1.94 in [49.28 mm]
Width/Diameter	1.18 in [29.97 mm]
Height	0.311 in [7.9 mm]
Package Type	Connectorized
Operating Life	2,000,000 Cycles

Connectors

RF Connector Type	SMA Female
Control Connector	Solder Pin

Environmental Specifications

Temperature

Operating Range	-40 to +85 deg C
Storage Range	-55 to +85 deg C

Compliance Certifications (see [product page](#) for current document)

Plotted and Other Data

Notes:

Click the following link (or enter part number in "SEARCH" on website) to obtain additional part information including price, inventory and certifications: [SPDT Electromechanical Relay Latching Switch Accessory PWB, DC to 3 GHz, up to 400W, 12V, SMA PE71S8001](#)



SPDT Electromechanical Relay Latching Switch
Accessory PWB, DC to 3 GHz, up to 400W, 12V, SMA

Electromechanical Relay Switches Technical Data

PE71S8001

SPDT Electromechanical Relay Latching Switch Accessory PWB, DC to 3 GHz, up to 400W, 12V, SMA from Pasternack Enterprises has same day shipment for domestic and International orders. Our RF, microwave and millimeter wave products maintain a 99.4% availability and are part of the broadest selection in the industry.

Click the following link (or enter part number in "SEARCH" on website) to obtain additional part information including price, inventory and certifications: [SPDT Electromechanical Relay Latching Switch Accessory PWB, DC to 3 GHz, up to 400W, 12V, SMA PE71S8001](https://www.pasternack.com/spdt-electromechanical-relay-latching-switch-accessory-pwb-3-ghz-12v-sma-pe71s8001-p.aspx)

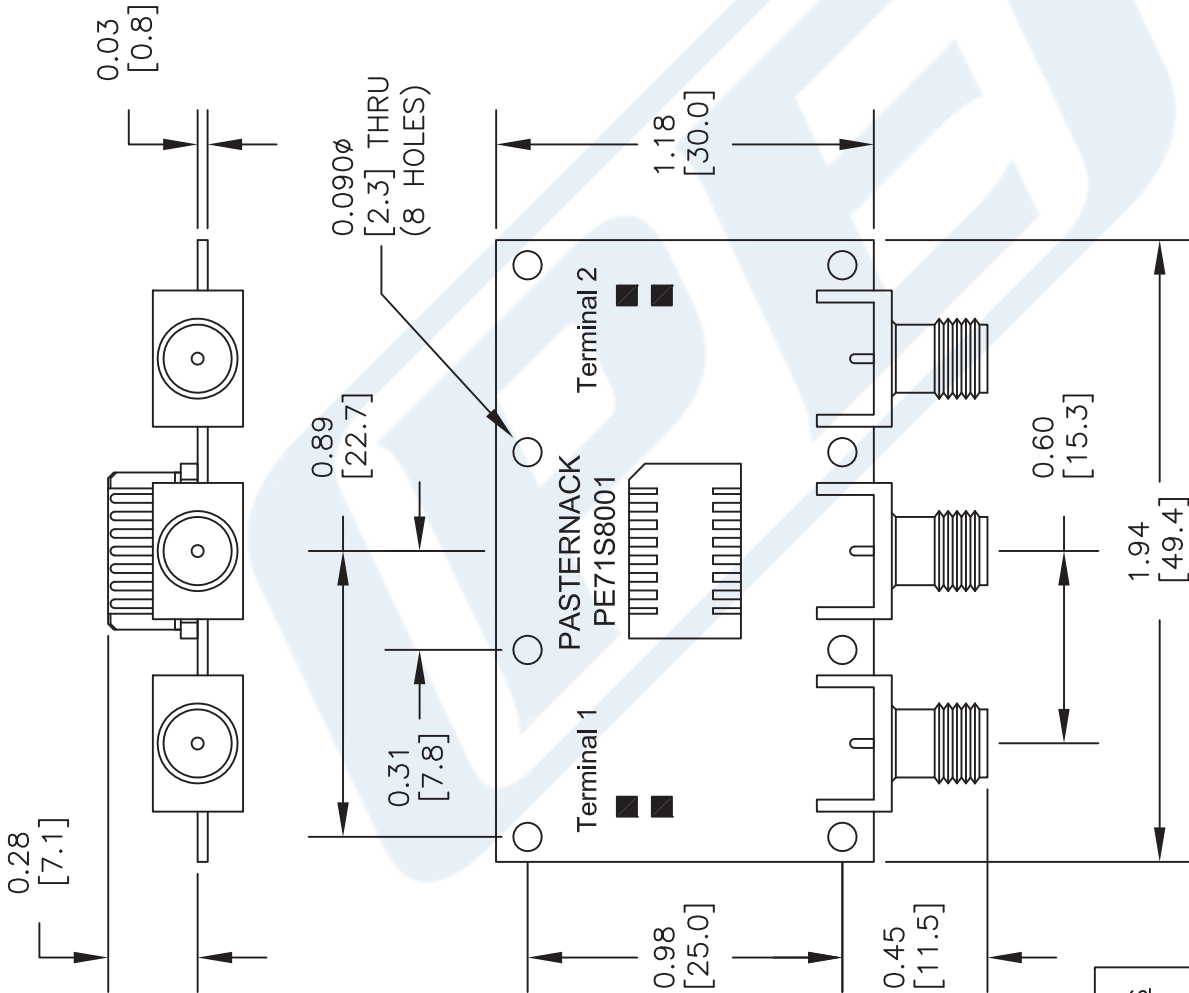
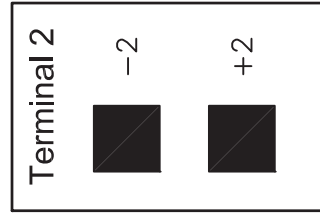
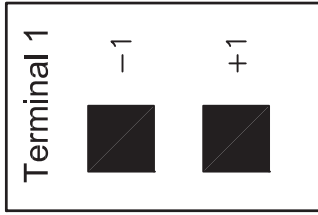
URL: <https://www.pasternack.com/spdt-electromechanical-relay-latching-switch-accessory-pwb-3-ghz-12v-sma-pe71s8001-p.aspx>

The information contained in this document is accurate to the best of our knowledge and representative of the part described herein. It may be necessary to make modifications to the part and/or the documentation of the part, in order to implement improvements. Pasternack reserves the right to make such changes as required. Unless otherwise stated, all specifications are nominal. Pasternack does not make any representation or warranty regarding the suitability of the part described herein for any particular purpose, and Pasternack does not assume any liability arising out of the use of any part or documentation.

PE71S8001 CAD Drawing

SPDT Electromechanical Relay Latching Switch Accessory
PWB, DC to 3 GHz, up to 400W, 12V, SMA

Voltage	RF Continuity
-1 +1	I1 ↔ J1
-2 +2	I1 ↔ J2



STANDARD TOLERANCES
DECIMAL
±0.039

*STANDARD TOLERANCES APPLY
ONLY TO DIMENSIONS IN INCHES

DWG TITLE

PE71S8001

NOTES:
1. UNLESS OTHERWISE SPECIFIED ALL DIMENSIONS ARE NOMINAL.
2. ALL SPECIFICATIONS ARE SUBJECT TO CHANGE WITHOUT NOTICE AT ANY TIME.
3. DIMENSIONS ARE IN INCHES [mm].

PE PASTERNAK
THE ENGINEER'S RF SOURCE
Pasternack Enterprises, Inc.
P.O. Box 16759 | Irvine | CA | 92623
Phone: (949) 261-1920 | Fax: (949) 261-7451
Website: www.pasternack.com | E-Mail: sales@pasternack.com

CAGE CODE 53919

CAD FILE 033017

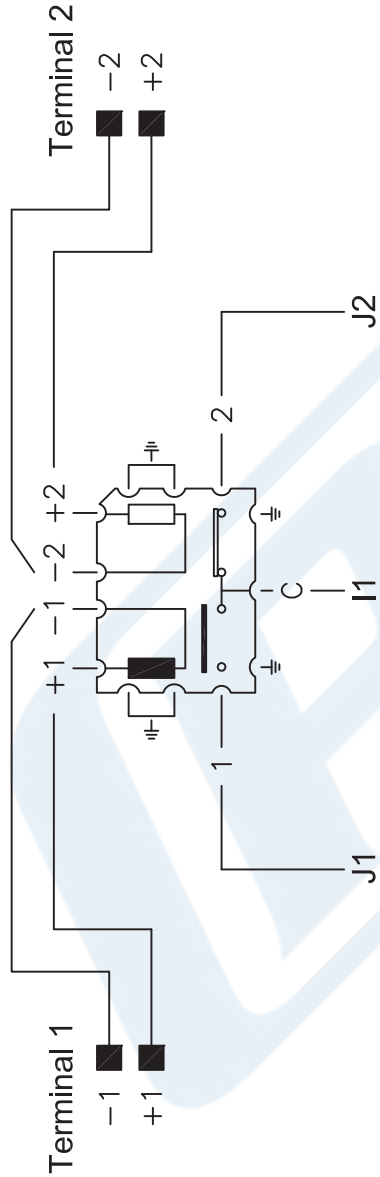
SCALE N/A

SIZE A

2233

PE71S8001 CAD Drawing

SPDT Electromechanical Relay Latching Switch Accessory
PWB, DC to 3 GHz, up to 400W, 12V, SMA



SCHEMATIC DIAGRAM

STANDARD TOLERANCES
DECIMAL
±0.039

*STANDARD TOLERANCES APPLY
ONLY TO DIMENSIONS IN INCHES



Pasternack Enterprises, Inc.
P.O. Box 16759 | Irvine | CA | 92623
Phone: (949) 261-1920 | Fax: (949) 261-7451
Website: www.pasternack.com | E-Mail: sales@pasternack.com

DWG TITLE

PE71S8001

NOTES:
1. UNLESS OTHERWISE SPECIFIED ALL DIMENSIONS ARE NOMINAL.
2. ALL SPECIFICATIONS ARE SUBJECT TO CHANGE WITHOUT NOTICE AT ANY TIME.
3. DIMENSIONS ARE IN INCHES [mm].

CAGE CODE 53919

CAD FILE 033017

SCALE N/A

SIZE A

2233