



Transfer Electromechanical Relay Failsafe Switch,
DC to 12 GHz, up to 430W, 28V, TTL, N

Electromechanical Relay Switches Technical Data Sheet

PE71S6386

Features

- Transfer (DPDT)
- DC to 12 GHz Frequency Range
- Isolation greater than 80 dB typical
- 2M Cycle Min Operating Life
- +28 Volt DC
- 430 Watt average Power
- Failsafe Actuator
- TTL Control
- -25 to +70°C Operating Temperature
- Insertion Loss as low as 0.2 dB Max
- VSWR as low as 1.2:1 max
- N Female RF connectors
- 9 Pin D-Sub Connector for DC Control
- Hot Switching Capability - Consult Factory
- S-Parameter Data available upon request

Applications

- High Performance Relay Switch
- Military Communications
- Communications Systems
- Test & Measurement

Description

The PE71S6386 is a Transfer (DPDT) electromechanical relay switch that operates across a wide frequency range of DC to 12 GHz and can handle up to 430 Watts of CW input power in a break before make condition. The design features a Failsafe actuator and is rated for 2M life cycles for high reliability operation. Insertion loss is specified from 0.7 dB maximum and Isolation from 60 dB minimum. The Failsafe TTL controlled actuator has a +28 Vdc bias voltage, and operates over a temperature range of -25°C to +70°C. The rugged and compact package assembly supports N Female connectors and a 9 Pin D-Sub Connector for DC Control. And for highly reliable operation, the model is guaranteed to meet MIL-STD-202 environmental test conditions for shock and random vibration.

Electrical Specifications

Switch Type	Transfer
Actuator Type	Failsafe
Switching Sequence	Break before Make
Actuator Options	TTL Logic
TTL Control	on: 2.4 to 5 Volts off: 0 to 0.8 Volts

Description	Minimum	Typical	Maximum	Units
Frequency Range	DC		12	GHz
Impedance		50		Ohms
Operating Voltage	26	28	30	Volts
Actuating Current @ 28 Volts		90		mA
VSWR		1.2:1	1.7:1	
Insertion Loss		0.2	0.7	dB
Isolation	60	80		dB
Input Power (CW)			200	Watts
Switching Time			20	ms Max

Click the following link (or enter part number in "SEARCH" on website) to obtain additional part information including price, inventory and certifications: [Transfer Electromechanical Relay Failsafe Switch, DC to 12 GHz, up to 430W, 28V, TTL, N PE71S6386](#)



Transfer Electromechanical Relay Failsafe Switch,
DC to 12 GHz, up to 430W, 28V, TTL, N

Electromechanical Relay Switches Technical Data

PE71S6386

Performance by Frequency

Description	F1	F2	F3	F4	F5	Units
Frequency Range	DC to 2	2 to 4	4 to 8	8 to 12		GHz
VSWR, Max	1.2:1	1.4:1	1.5:1	1.7:1		
Insertion Loss, Max	0.2	0.4	0.5	0.7		dB
Isolation, Min	80	80	70	60		dB
Input Power, Typ (CW)	430	300	230	200		Watts

Mechanical Specifications

Size

Package Type

Connectorized

Operating Life

2,000,000 Cycles

Connectors

RF Connector Type

N Female

Control Connector

9 Pin D-Sub

Environmental Specifications

Temperature

Operating Range

-25 to +70 deg C

Storage Range

-55 to +100 deg C

Shock

MIL-STD-202 Method 213, Cond. D 500G Non Operating

Vibration

MIL-STD-202 Method 214, Cond. D 10G RMS Non Operating

Compliance Certifications (see [product page](#) for current document)

Plotted and Other Data

Notes:

Click the following link (or enter part number in "SEARCH" on website) to obtain additional part information including price, inventory and certifications: [Transfer Electromechanical Relay Failsafe Switch, DC to 12 GHz, up to 430W, 28V, TTL, N PE71S6386](#)

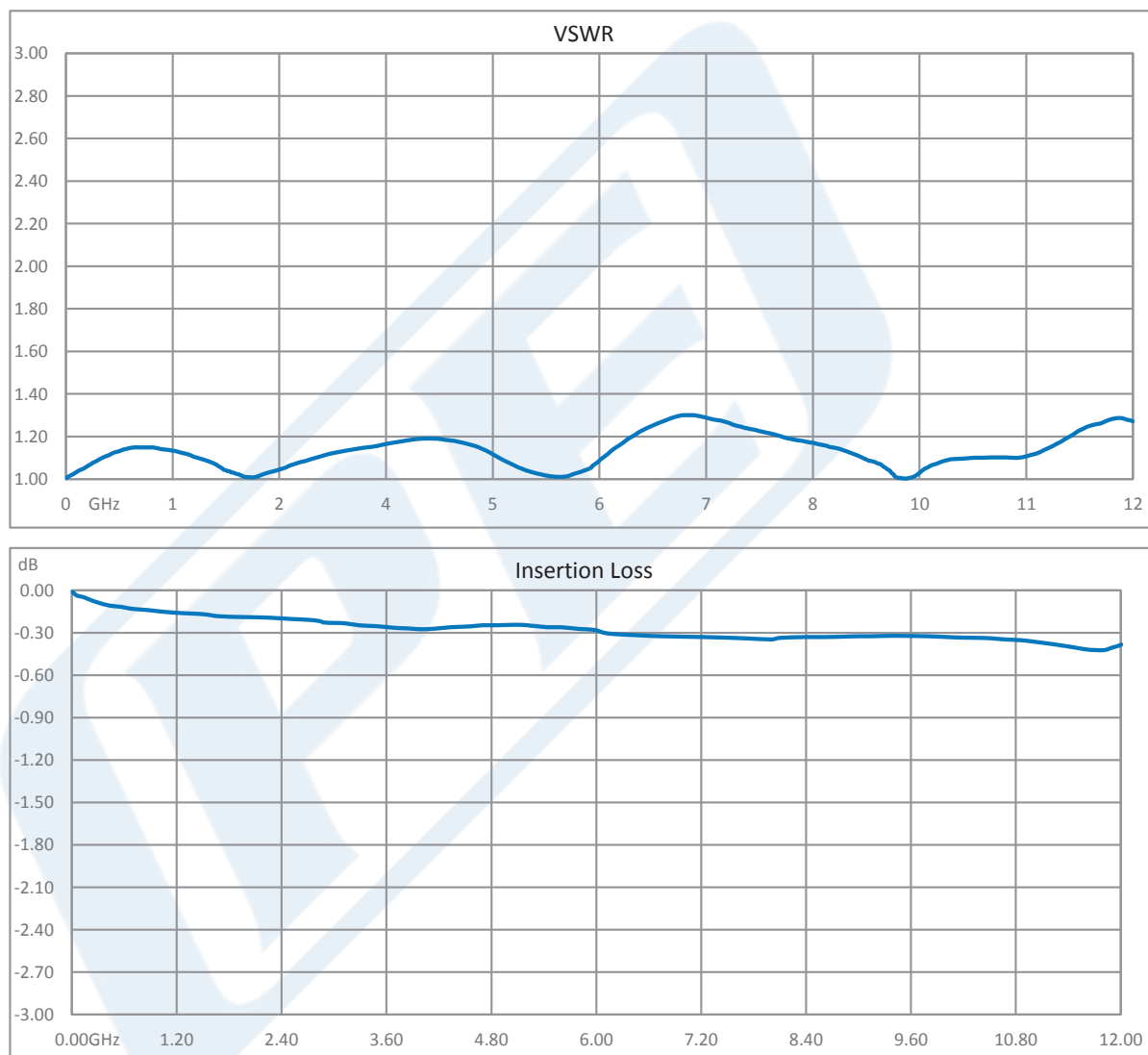


Transfer Electromechanical Relay Failsafe Switch,
DC to 12 GHz, up to 430W, 28V, TTL, N

Electromechanical Relay Switches Technical Data

PE71S6386

Typical Performance Data



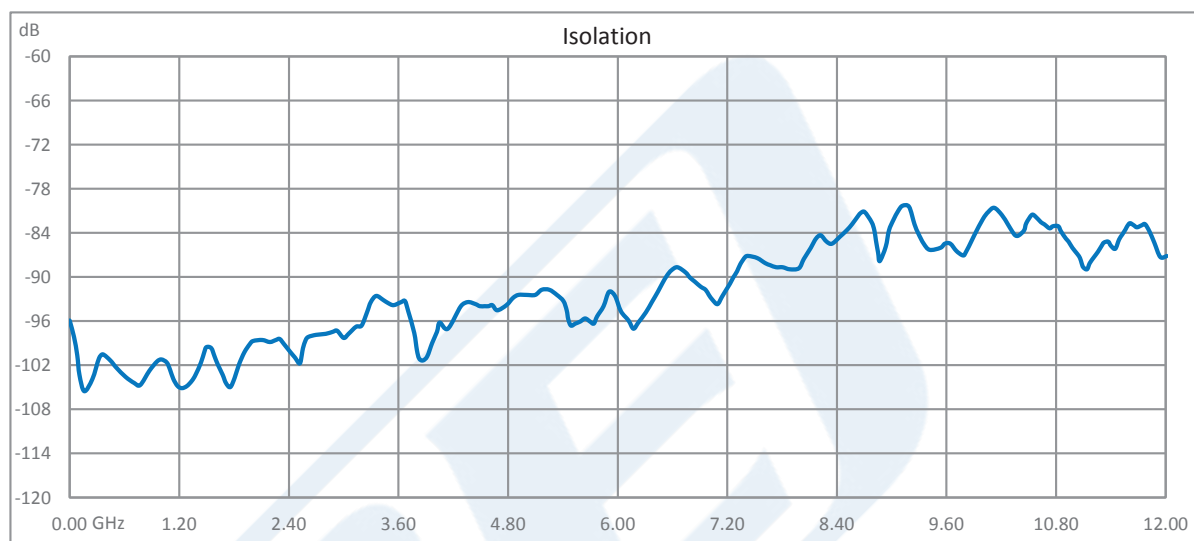
Click the following link (or enter part number in "SEARCH" on website) to obtain additional part information including price, inventory and certifications: [Transfer Electromechanical Relay Failsafe Switch, DC to 12 GHz, up to 430W, 28V, TTL, N PE71S6386](#)



Transfer Electromechanical Relay Failsafe Switch,
DC to 12 GHz, up to 430W, 28V, TTL, N

Electromechanical Relay Switches Technical Data

PE71S6386



Click the following link (or enter part number in "SEARCH" on website) to obtain additional part information including price, inventory and certifications: [Transfer Electromechanical Relay Failsafe Switch, DC to 12 GHz, up to 430W, 28V, TTL, N PE71S6386](#)

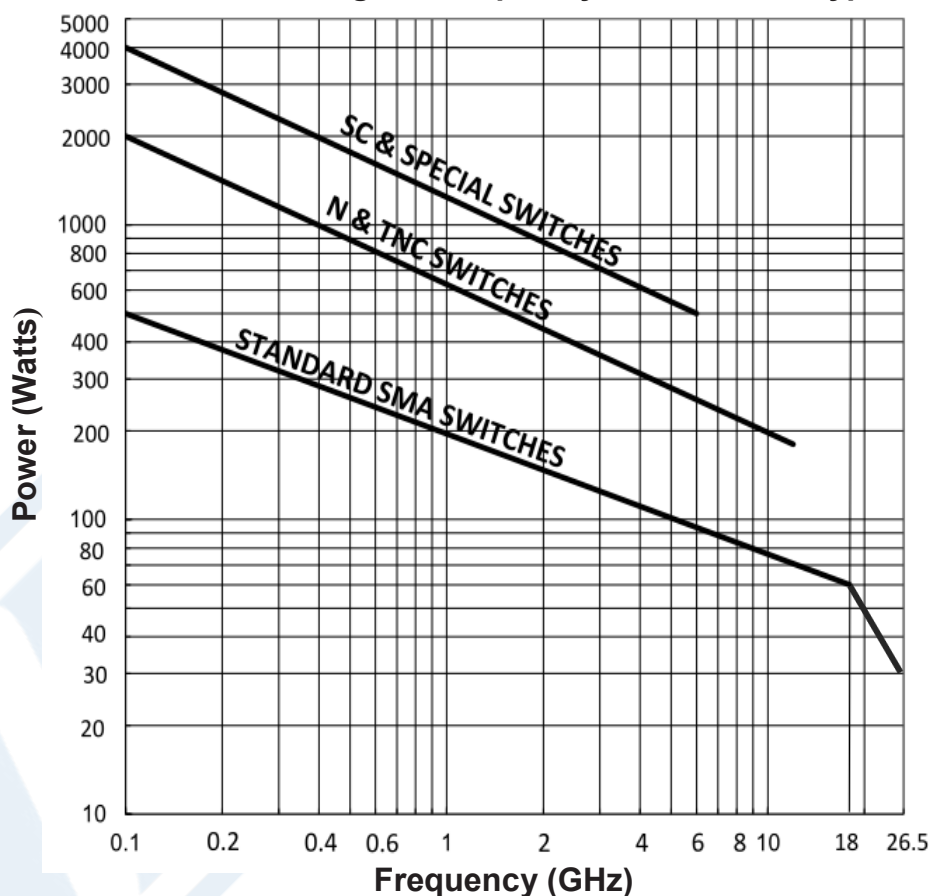


Transfer Electromechanical Relay Failsafe Switch,
DC to 12 GHz, up to 430W, 28V, TTL, N

Electromechanical Relay Switches Technical Data

PE71S6386

Power Handling vs. Frequency & Connector Type



Environmental and Test Conditions:

- Ambient temperature of 25°C or less
- Altitude: Sea Level
- Load VSWR: 1.20:1 max.
- Cold Switching

Click the following link (or enter part number in "SEARCH" on website) to obtain additional part information including price, inventory and certifications: [Transfer Electromechanical Relay Failsafe Switch, DC to 12 GHz, up to 430W, 28V, TTL, N PE71S6386](#)



Transfer Electromechanical Relay Failsafe Switch,
DC to 12 GHz, up to 430W, 28V, TTL, N

Electromechanical Relay Switches Technical Data

PE71S6386

Transfer Electromechanical Relay Failsafe Switch, DC to 12 GHz, up to 430W, 28V, TTL, N from Pasternack Enterprises has same day shipment for domestic and International orders. Our RF, microwave and millimeter wave products maintain a 99.4% availability and are part of the broadest selection in the industry.

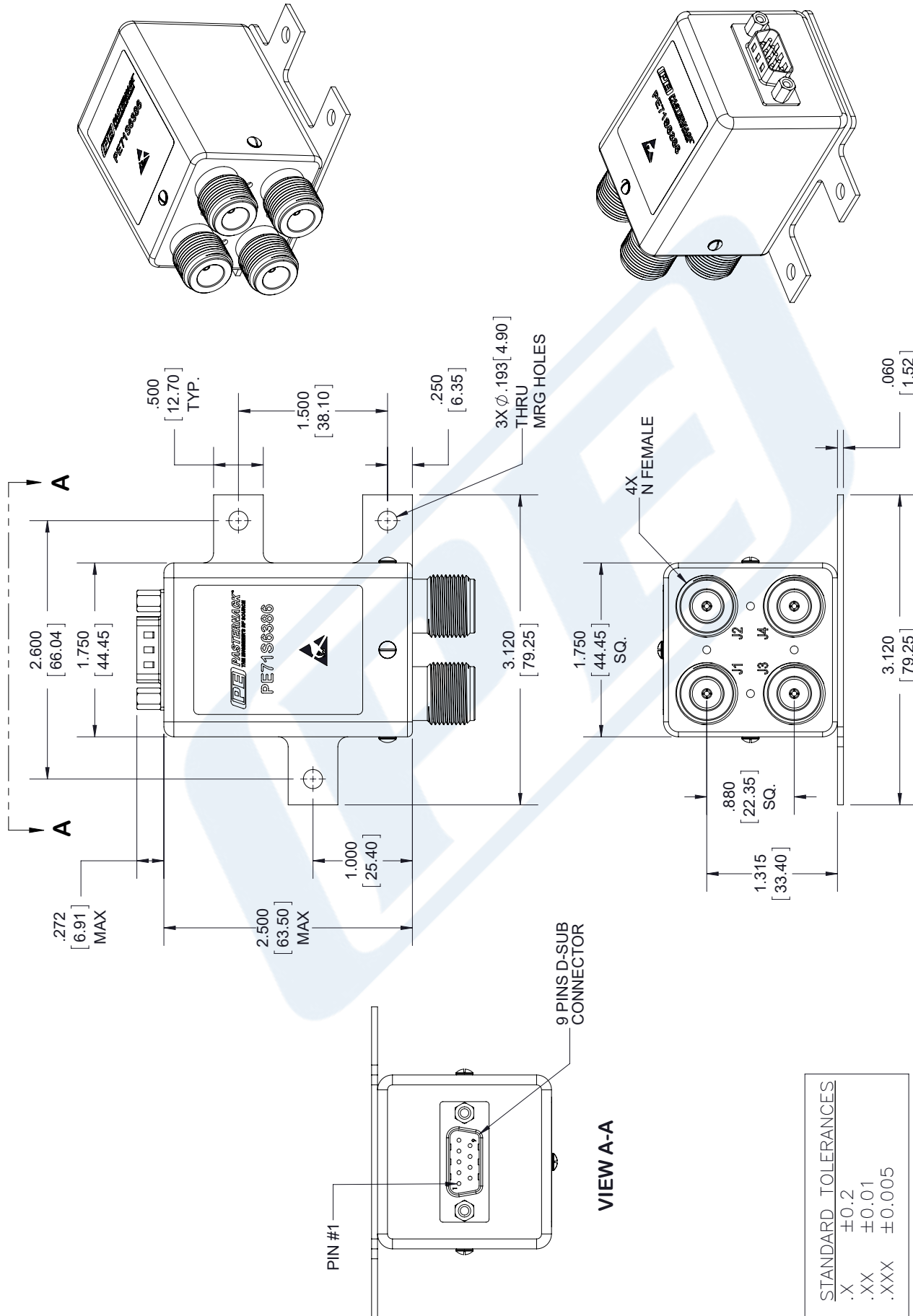
Click the following link (or enter part number in "SEARCH" on website) to obtain additional part information including price, inventory and certifications: [Transfer Electromechanical Relay Failsafe Switch, DC to 12 GHz, up to 430W, 28V, TTL, N PE71S6386](https://www.pasternack.com/transfer-electromechanical-relay-failsafe-switch-12-ghz-200w-28v-ttl-n-pe71s6386-p.aspx)

URL: <https://www.pasternack.com/transfer-electromechanical-relay-failsafe-switch-12-ghz-200w-28v-ttl-n-pe71s6386-p.aspx>

The information contained in this document is accurate to the best of our knowledge and representative of the part described herein. It may be necessary to make modifications to the part and/or the documentation of the part, in order to implement improvements. Pasternack reserves the right to make such changes as required. Unless otherwise stated, all specifications are nominal. Pasternack does not make any representation or warranty regarding the suitability of the part described herein for any particular purpose, and Pasternack does not assume any liability arising out of the use of any part or documentation.

PE71S6386 CAD Drawing

Transfer Electromechanical Relay Failsafe Switch, DC to 12 GHz, up to 430W, 28V, TTL, N



STANDARD TOLERANCES	
.X	±0.2
.XX	±0.01
.XXX	±0.005

*STANDARD TOLERANCES APPLY ONLY TO DIMENSIONS IN INCHES

PE PASTERNAK®
THE ENGINEER'S RF SOURCE

Pasternack Enterprises, Inc.
P.O. Box 16759 | Irvine | CA | 92623

Phone: (949) 261-1920 | Fax: (949) 261-7451
Website: www.pasternack.com | E-Mail: sales@pasternack.com

DWG TITLE

PE71S6386

CAGE CODE 53919

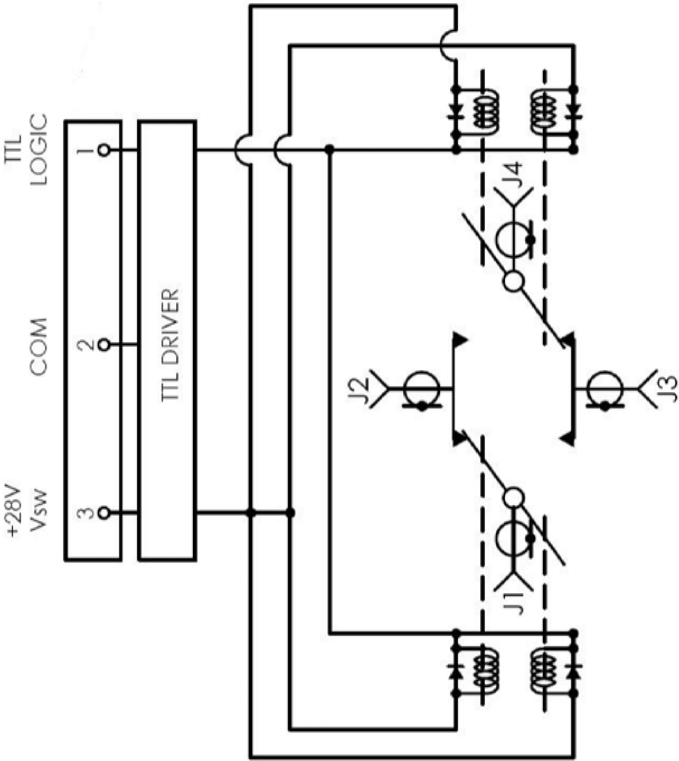
NOTES:
1. UNLESS OTHERWISE SPECIFIED ALL DIMENSIONS ARE NOMINAL.
2. ALL SPECIFICATIONS ARE SUBJECT TO CHANGE WITHOUT NOTICE AT ANY TIME
3. DIMENSIONS ARE IN INCHES [mm].

CAD FILE 090817

SCALE N/A

SIZE A

7361



SCHEMATIC SHOWN IN FAILSAFE POSITION

VOLTAGE	LOGIC INPUT	RF PATH
DE-ENERGIZED	OFF	J1-J2, J3-J4
ENERGIZED	ON	J1-J3, J2-J4

STANDARD TOLERANCES

.X ±0.2
.XX ±0.01
.XXX ±0.005

*STANDARD TOLERANCES APPLY ONLY TO DIMENSIONS IN INCHES



Pasternack Enterprises, Inc.
P.O. Box 16759 | Irvine | CA | 92623
Phone: (949) 261-1920 | Fax: (949) 261-7451
Website: www.pasternack.com | E-Mail: sales@pasternack.com

DWG TITLE

PE71S6386

CAGE CODE 53919

NOTES:
1. UNLESS OTHERWISE SPECIFIED ALL DIMENSIONS ARE NOMINAL.
2. ALL SPECIFICATIONS ARE SUBJECT TO CHANGE WITHOUT NOTICE AT ANY TIME
3. DIMENSIONS ARE IN INCHES [mm].

CAD FILE

090817

SCALE

N/A

SIZE

A

7361