



SPDT Electromechanical Relay Failsafe Switch,
DC to 18 GHz, up to 90W, 12V, TTL, SMA

Electromechanical Relay Switches Technical Data Sheet

PE71S6350

Features

- Single Pole Double Throw
- DC to 18 GHz Frequency Range
- Isolation greater than 85 dB typical
- 2M Cycle Min Operating Life
- +12 Volt DC
- 90 Watt average Power
- Failsafe Actuator
- TTL Control
- -25 to +70°C Operating Temperature
- Insertion Loss as low as 0.15 dB Max
- VSWR as low as 1.2:1 max
- SMA Female RF connectors
- 9 Pin D-Sub Connector for DC Control
- Hot Switching Capability - Consult Factory
- S-Parameter Data available upon request
- Hot Switching Capability - Consult Factory
- S-Parameter test data available upon request

Applications

- High Performance Relay Switch
- Military Communications
- Communications Systems
- Test & Measurement

Description

The PE71S6350 is a Single Pole Double Throw (SPDT) electromechanical relay switch that operates across a wide frequency range of DC to 18 GHz and can handle up to 90 Watts of CW input power in a break before make condition. The design features a Failsafe actuator with TTL logic control and is rated for 2M life cycles for high reliability operation. Impressive performance includes insertion loss less than 0.15 dB typical and isolation greater than 85 dB typical. This switch requires a +12 Vdc bias voltage and operates over a temperature range of -25°C to +70°C. The rugged and compact package assembly supports SMA Female connectors and a 9 Pin D-Sub Connector for DC and TTL control functions. And for highly reliable operation, the model is guaranteed to meet MIL-STD-202 environmental test conditions for shock and random vibration.

Electrical Specifications

Switch Type	SPDT
Actuator Type	Failsafe
Switching Sequence	Break before Make
Actuator Options	TTL Logic
TTL Control	on: 2.4 to 5 Volts off: 0 to 0.8 Volts

Description	Minimum	Typical	Maximum	Units
Frequency Range	DC		18	GHz
Impedance		50		Ohms
Operating Voltage	11	12	13	Volts
Actuating Current @ 12 Volts		200		mA
VSWR		1.2:1	1.4:1	
Insertion Loss		0.15	0.35	dB
Isolation	65	85		dB
Input Power (CW)			60	Watts

Click the following link (or enter part number in "SEARCH" on website) to obtain additional part information including price, inventory and certifications: [SPDT Electromechanical Relay Failsafe Switch, DC to 18 GHz, up to 90W, 12V, TTL, SMA PE71S6350](#)



SPDT Electromechanical Relay Failsafe Switch,
DC to 18 GHz, up to 90W, 12V, TTL, SMA

Electromechanical Relay Switches Technical Data

PE71S6350

Switching Time 20 ms Max

Performance by Frequency

Description	F1	F2	F3	F4	F5	Units
Frequency Range	DC to 6	6 to 12	12 to 18			GHz
VSWR, Max	1.2:1	1.3:1	1.4:1			
Insertion Loss, Max	0.15	0.25	0.35			dB
Isolation, Min	85	75	65			dB
Input Power, Typ (CW)	90	75	60			Watts

Mechanical Specifications

Size

Package Type

Connectorized

Operating Life

2,000,000 Cycles

Connectors

RF Connector Type

SMA Female

Control Connector

9 Pin D-Sub

Environmental Specifications

Temperature

Operating Range

-25 to +70 deg C

Storage Range

-55 to +100 deg C

Shock

MIL-STD-202 Method 213, Cond. D 500G Non Operating

Vibration

MIL-STD-202 Method 214, Cond. D 10G RMS Non Operating

Compliance Certifications (see [product page](#) for current document)

Plotted and Other Data

Notes:

Click the following link (or enter part number in "SEARCH" on website) to obtain additional part information including price, inventory and certifications: [SPDT Electromechanical Relay Failsafe Switch, DC to 18 GHz, up to 90W, 12V, TTL, SMA PE71S6350](#)

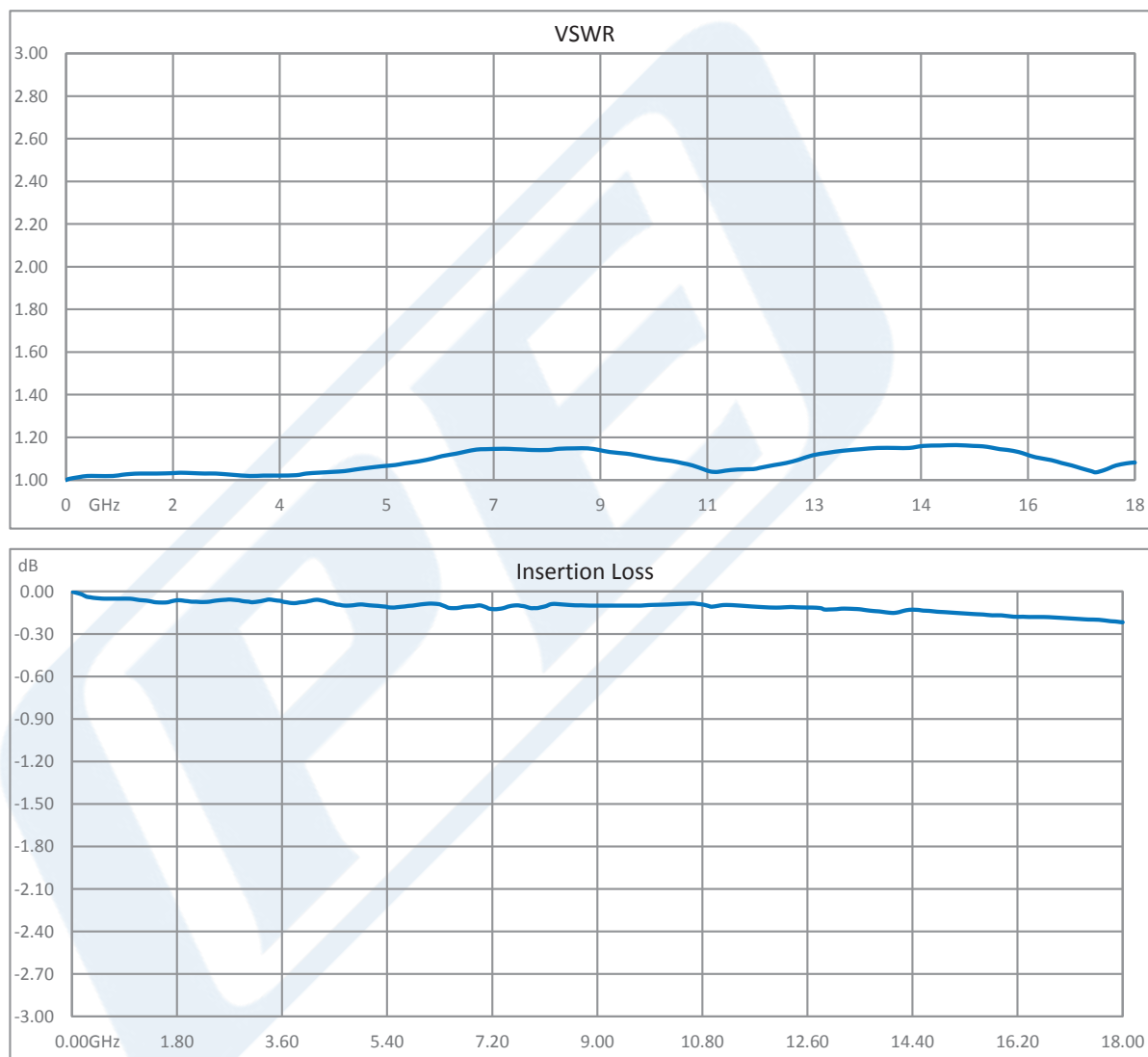


SPDT Electromechanical Relay Failsafe Switch,
DC to 18 GHz, up to 90W, 12V, TTL, SMA

Electromechanical Relay Switches Technical Data

PE71S6350

Typical Performance Data



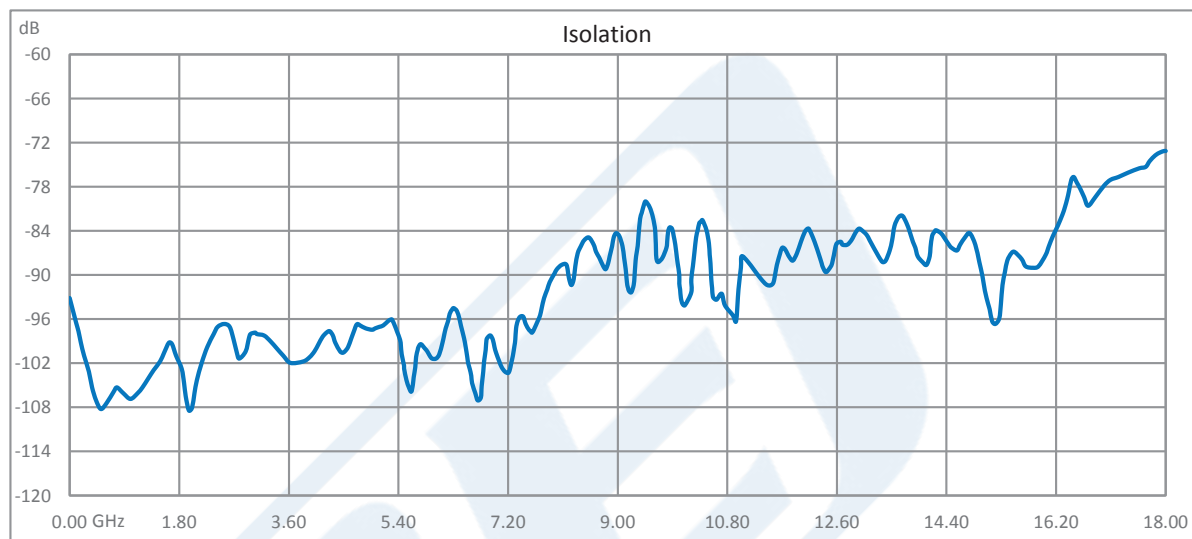
Click the following link (or enter part number in "SEARCH" on website) to obtain additional part information including price, inventory and certifications: [SPDT Electromechanical Relay Failsafe Switch, DC to 18 GHz, up to 90W, 12V, TTL, SMA PE71S6350](#)



SPDT Electromechanical Relay Failsafe Switch,
DC to 18 GHz, up to 90W, 12V, TTL, SMA

Electromechanical Relay Switches Technical Data

PE71S6350



Click the following link (or enter part number in "SEARCH" on website) to obtain additional part information including price, inventory and certifications: [SPDT Electromechanical Relay Failsafe Switch, DC to 18 GHz, up to 90W, 12V, TTL, SMA PE71S6350](#)

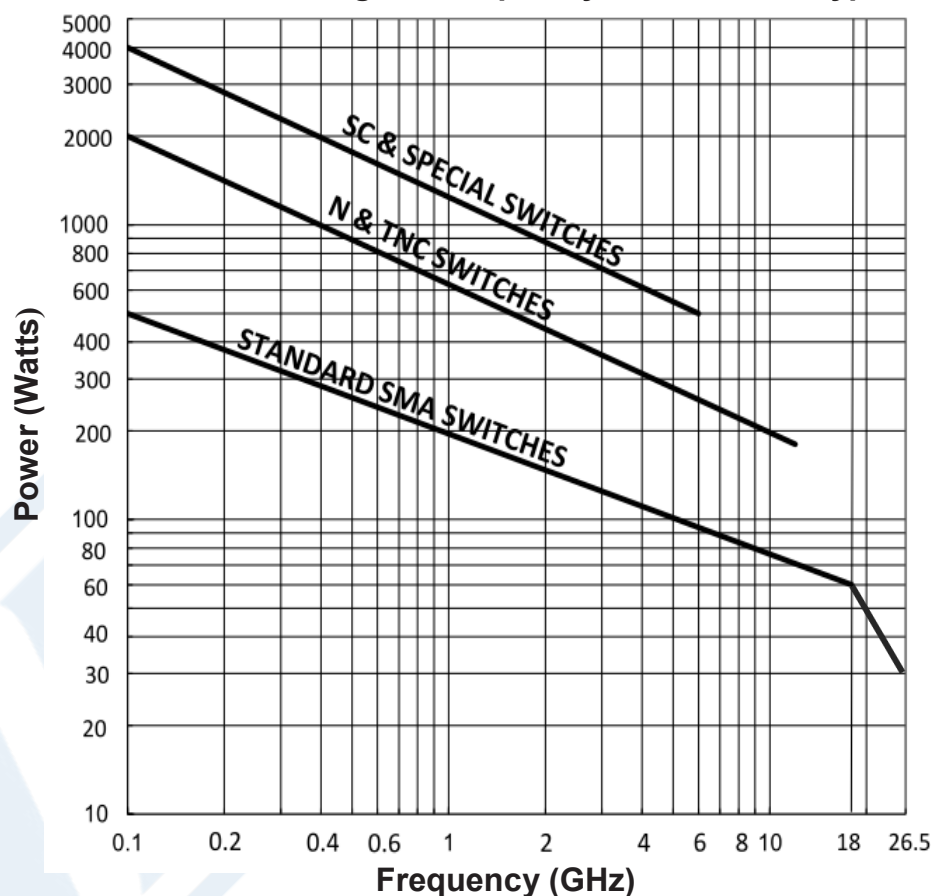


SPDT Electromechanical Relay Failsafe Switch,
DC to 18 GHz, up to 90W, 12V, TTL, SMA

Electromechanical Relay Switches Technical Data

PE71S6350

Power Handling vs. Frequency & Connector Type



Environmental and Test Conditions:

- Ambient temperature of 25°C or less
- Altitude: Sea Level
- Load VSWR: 1.20:1 max.
- Cold Switching

Click the following link (or enter part number in "SEARCH" on website) to obtain additional part information including price, inventory and certifications: [SPDT Electromechanical Relay Failsafe Switch, DC to 18 GHz, up to 90W, 12V, TTL, SMA PE71S6350](#)



SPDT Electromechanical Relay Failsafe Switch,
DC to 18 GHz, up to 90W, 12V, TTL, SMA

Electromechanical Relay Switches Technical Data

PE71S6350

SPDT Electromechanical Relay Failsafe Switch, DC to 18 GHz, up to 90W, 12V, TTL, SMA from Pasternack Enterprises has same day shipment for domestic and International orders. Our RF, microwave and millimeter wave products maintain a 99.4% availability and are part of the broadest selection in the industry.

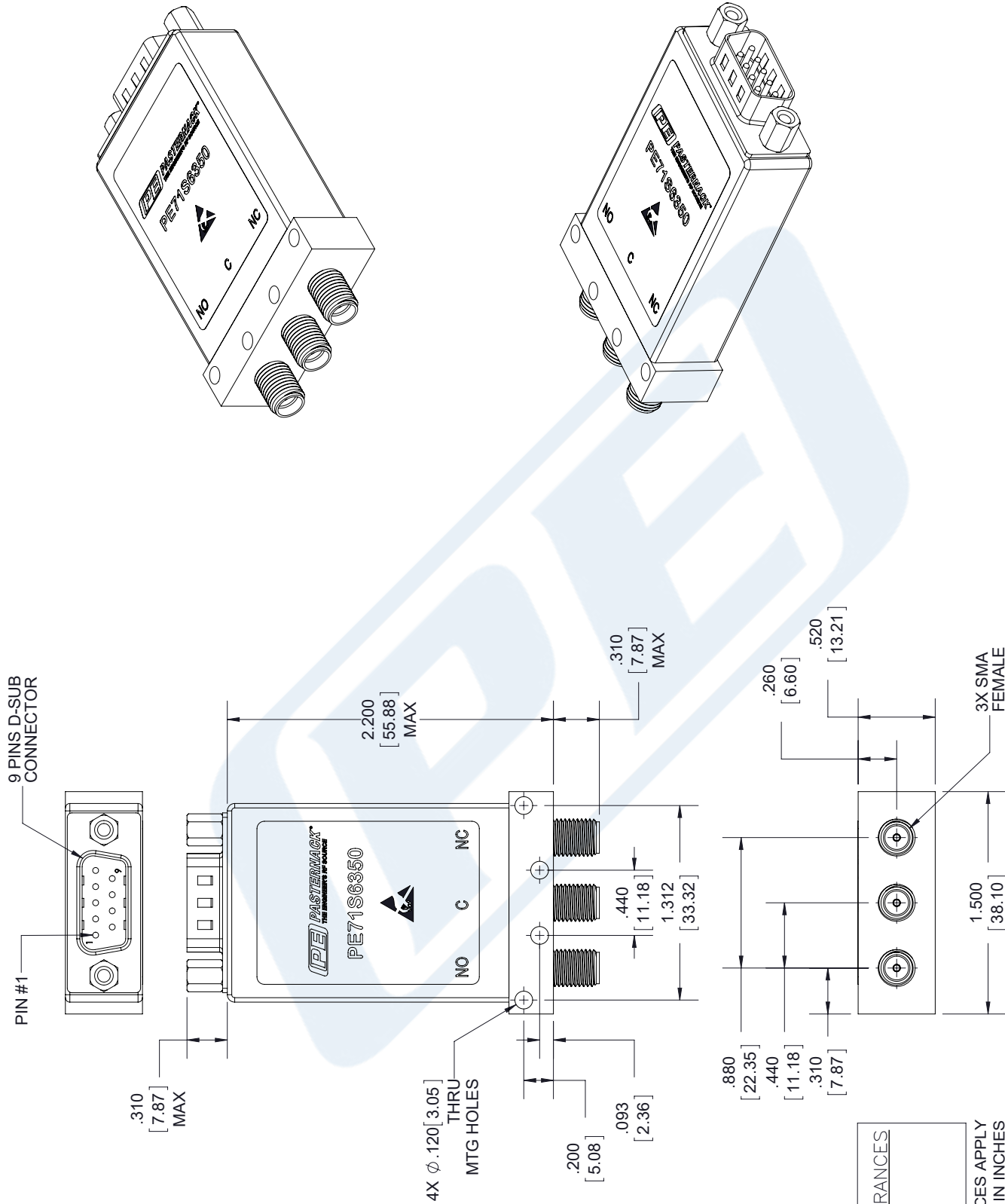
Click the following link (or enter part number in "SEARCH" on website) to obtain additional part information including price, inventory and certifications: [SPDT Electromechanical Relay Failsafe Switch, DC to 18 GHz, up to 90W, 12V, TTL, SMA PE71S6350](https://www.pasternack.com/spdt-electromechanical-relay-failsafe-switch-18-ghz-60w-12v-ttl-sma-pe71s6350-p.aspx)

URL: <https://www.pasternack.com/spdt-electromechanical-relay-failsafe-switch-18-ghz-60w-12v-ttl-sma-pe71s6350-p.aspx>

The information contained in this document is accurate to the best of our knowledge and representative of the part described herein. It may be necessary to make modifications to the part and/or the documentation of the part, in order to implement improvements. Pasternack reserves the right to make such changes as required. Unless otherwise stated, all specifications are nominal. Pasternack does not make any representation or warranty regarding the suitability of the part described herein for any particular purpose, and Pasternack does not assume any liability arising out of the use of any part or documentation.

PE71S6350 CAD Drawing

SPDT Electromechanical Relay Failsafe Switch, DC to 18 GHz, up to 90W, 12V, TTL, SMA



NOTES:
1. UNLESS OTHERWISE SPECIFIED ALL DIMENSIONS ARE NOMINAL.
2. ALL SPECIFICATIONS ARE SUBJECT TO CHANGE WITHOUT NOTICE AT ANY TIME
3. DIMENSIONS ARE IN INCHES [mm].

DWG TITLE
PE71S6350

CAGE CODE 53919

Website: www.pasternack.com | E-Mail: sales@pasternack.com

P**E** **PASTERNAK**[®]
THE ENGINEER'S RF SOURCE

Pasternack Enterprises, Inc.
P.O. Box 16759 | Irvine | CA | 92623

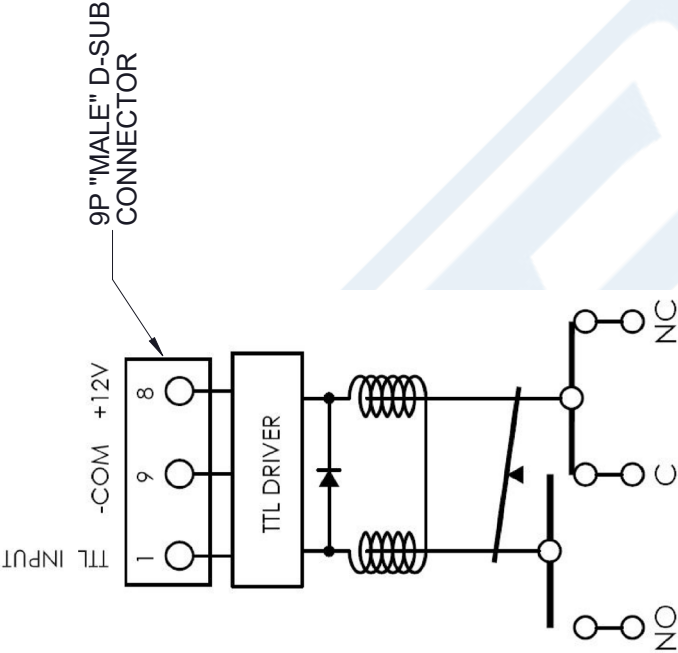
Phone: (949) 261-1920 | Fax: (949) 261-7451

Website: www.pasternack.com | E-Mail: sales@pasternack.com

CAD FILE 090617 SCALE N/A SIZE A 7361

PE71S6350 CAD Drawing

SPDT Electromechanical Relay Failsafe Switch, DC to 18 GHz, up to 90W, 12V, TTL, SMA



SCHEMATIC SHOWN IN FAILSAFE POSITION

STANDARD TOLERANCES
.X ±0.2
.XX ±0.01
.XXX ±0.005

*STANDARD TOLERANCES APPLY ONLY TO DIMENSIONS IN INCHES



PASTERNAK®
THE ENGINEER'S RF SOURCE

Pasternack Enterprises, Inc.
P.O. Box 16759 | Irvine | CA | 92623
Phone: (949) 261-1920 | **Fax:** (949) 261-7451
Website: www.pasternack.com | **E-Mail:** sales@pasternack.com

DWG TITLE	PE71S6350
CAGE CODE	53919

NOTES: 1. UNLESS OTHERWISE SPECIFIED ALL DIMENSIONS ARE NOMINAL. 2. ALL SPECIFICATIONS ARE SUBJECT TO CHANGE WITHOUT NOTICE AT ANY TIME. 3. DIMENSIONS ARE IN INCHES [mm].	CAD FILE	090617	SCALE	N/A	SIZE	A	7361
---	----------	--------	-------	-----	------	---	------