



SPDT 0.03 dB Low Insertion Loss Repeatability Relay Latching
Switch, DC to 20 GHz, 1W, 24V, Indicators, Self Cut Off, TTL, SMA

Electromechanical Relay Switches Technical Data Sheet

PE71S6336

Features

- DC to 20 GHz SPDT Switch
- Guaranteed Low Insertion loss Repeatability: 0.03 dB max
- 10 Million Lifecycles Minimum
- Insertion Loss: 0.5 dB max
- Isolation: up to 65 dB min
- +24 Vdc Nominal Voltage
- Hot Switching: 1W CW max
- Latching Self Cutoff Actuator
- TTL Logic Control
- Position Indicators
- Guaranteed to meet MIL-STD-202 Environmental Conditions
- SMA connectors
- -25°C to +75°C Operating Temperature

Applications

- Electronic Warfare
- Electronic Countermeasures
- Microwave Radio
- VSAT
- Radar
- Space Systems
- Test Instrumentation
- Research and Development
- Signal Monitoring Devices

Description

The PE71S6336 is a single pole double throw (SPDT) electromechanical switch that operates across a wide frequency range from DC to 20 GHz and has guaranteed insertion loss repeatability of 0.03 dB max over a life span of 10 million switching cycles in a Break Before Make condition. Maximum Insertion loss is 0.5 dB and Isolation is rated up to 65 dB minimum. The model also supports a hot switching limit of up to 1W CW maximum. The Latching Self Cut-Off TTL Control actuator design includes indicators and internally terminated, a +24 Vdc operating voltage, and operates over a temperature range of -25°C to +75°C. The rugged and compact package assembly supports SMA connectors and solder pins for command control capability. And for highly reliable operation, the model is guaranteed to meet MIL-STD-202 environmental test conditions that include temperature cycle, vibration, and shock.

Electrical Specifications

Switch Type	SPDT, Reflective
Actuator Type	Latching
Switching Sequence	Break Before Make
Actuator Options	Indicators, Self Cut Off, TTL Logic
TTL Control	on: 3 to 7 Volts
	off: 0 to 0.8 Volts
	0.8 mA at 7 Volts
	0.02 mA at 0.8 Volts
TTL Control Current	

Description	Minimum	Typical	Maximum	Units
Frequency Range	DC		20	GHz
Impedance		50		Ohms
Operating Voltage	20	24	32	Volts
Actuating Current @ 24 Volts		68		mA
Insertion Loss			0.5	dB
Insertion Loss Repeatability			0.03	dB
Coil Resistance		350		Ohms

Click the following link (or enter part number in "SEARCH" on website) to obtain additional part information including price, inventory and certifications: [SPDT 0.03 dB Low Insertion Loss Repeatability Relay Latching Switch, DC to 20 GHz, 1W, 24V, Indicators, Self Cut Off, TTL, SMA PE71S6336](#)



SPDT 0.03 dB Low Insertion Loss Repeatability Relay Latching
Switch, DC to 20 GHz, 1W, 24V, Indicators, Self Cut Off, TTL, SMA

Electromechanical Relay Switches Technical Data

PE71S6336

Third Order Intermodulation	-120	dBc
Input Power (CW)	1	Watts

Performance by Frequency

Description	F1	F2	F3	F4	F5	Units
Frequency Range	DC to 6	6 to 12.4	12.4 to 20			GHz
VSWR, Max	1.15:1	1.25:1	1.3:1			
Insertion Loss, Max	0.3	0.4	0.5			dB
Isolation, Min	85	75	65			dB

Electrical Specification Notes:
Insertion Loss Repeatability at 25° is 0.03 dB

Mechanical Specifications

Size

Length	1.25 in [31.75 mm]
Width/Diameter	1.25 in [31.75 mm]
Height	0.5 in [12.7 mm]
Weight	0.108 lbs [48.99 g]
Body Material and Plating	Aluminum, Nickel
Package Type	Connectorized
Operating Life	10,000,000 Cycles
Switching Time	15 ms Max

Connectors

RF Connector Type	SMA Female
RF Connector Contact Material and Plating	Beryllium Copper, Gold
RF Connector Body Material and Plating	Passivated Stainless Steel
Control Connector	Solder Pin

Environmental Specifications

Temperature

Operating Range	-25 to +75 deg C
Storage Range	-55 to +85 deg C
Humidity	15 to 95% relative humidity
Shock	50g / 11 ms, sawtooth
Sine Vibration	10-2000 Hz, 20g
Random Vibration	16.91g (rms) 50-2000 Hz, 3 min/axis
Altitude	15000 ft

Click the following link (or enter part number in "SEARCH" on website) to obtain additional part information including price, inventory and certifications: [SPDT 0.03 dB Low Insertion Loss Repeatability Relay Latching Switch, DC to 20 GHz, 1W, 24V, Indicators, Self Cut Off, TTL, SMA PE71S6336](#)



SPDT 0.03 dB Low Insertion Loss Repeatability Relay Latching
Switch, DC to 20 GHz, 1W, 24V, Indicators, Self Cut Off, TTL, SMA

Electromechanical Relay Switches Technical Data

PE71S6336

Temperature Cycling
ESD Sensitivity



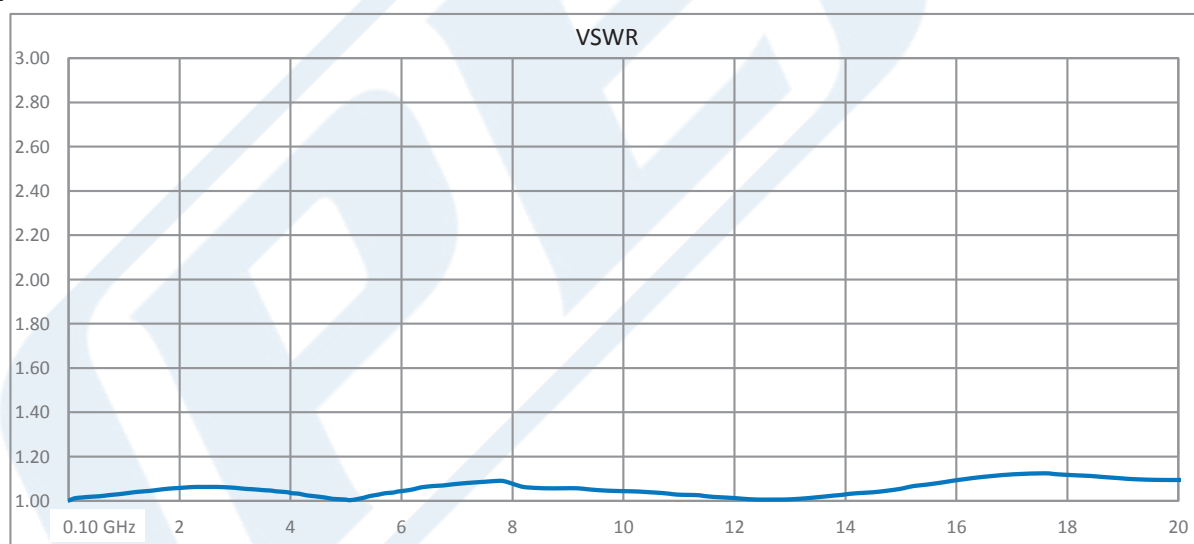
-55 to +85 (10 Cycles)
ESD Sensitive Material, Transport material in Approved
ESD bags. Handle only in ESD Workstation.

Compliance Certifications (see [product page](#) for current document)

Plotted and Other Data

Notes:

Typical Performance Data



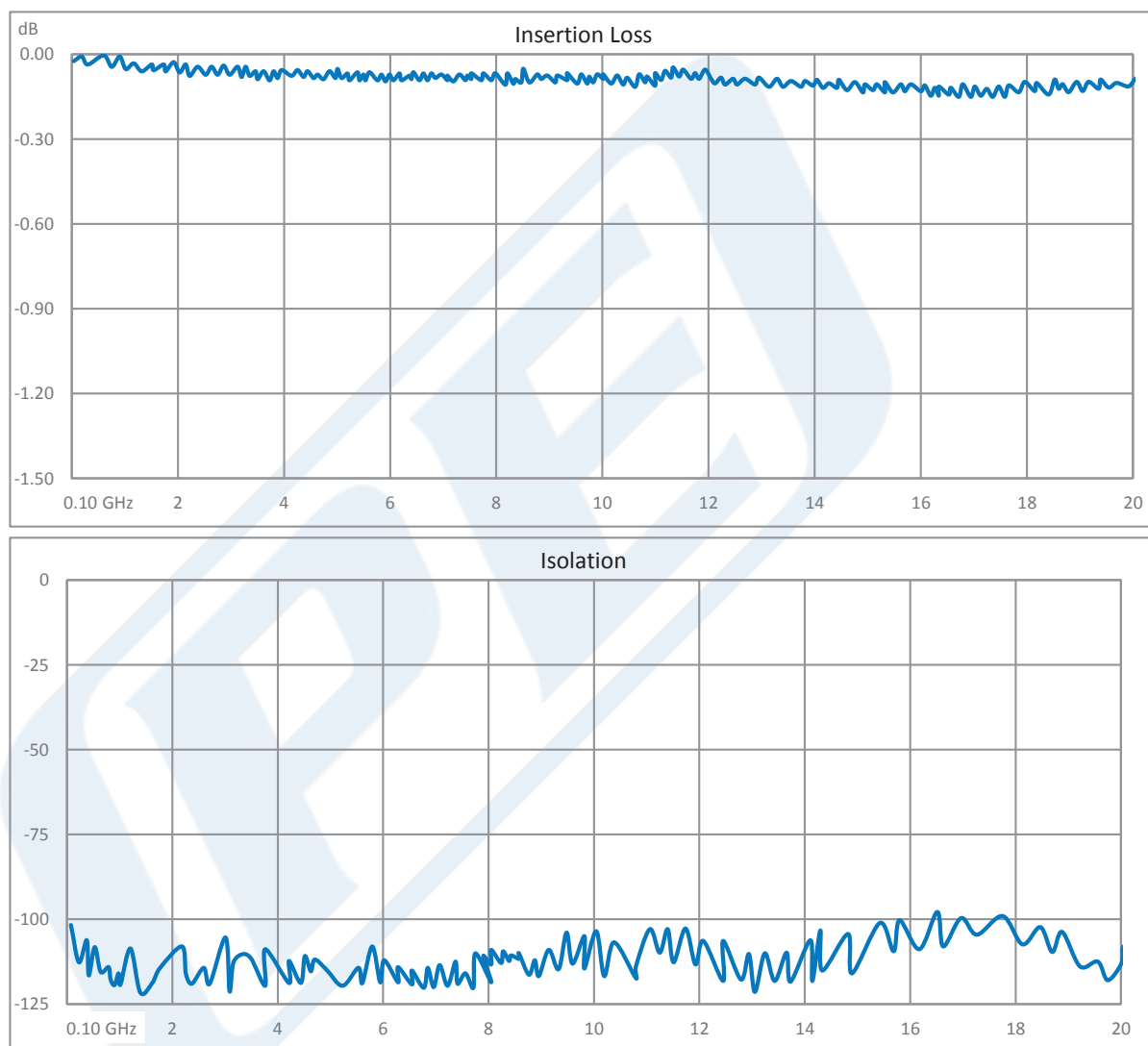
Click the following link (or enter part number in "SEARCH" on website) to obtain additional part information including price, inventory and certifications: [SPDT 0.03 dB Low Insertion Loss Repeatability Relay Latching Switch, DC to 20 GHz, 1W, 24V, Indicators, Self Cut Off, TTL, SMA PE71S6336](#)



SPDT 0.03 dB Low Insertion Loss Repeatability Relay Latching Switch, DC to 20 GHz, 1W, 24V, Indicators, Self Cut Off, TTL, SMA

Electromechanical Relay Switches Technical Data

PE71S6336



Click the following link (or enter part number in "SEARCH" on website) to obtain additional part information including price, inventory and certifications: [SPDT 0.03 dB Low Insertion Loss Repeatability Relay Latching Switch, DC to 20 GHz, 1W, 24V, Indicators, Self Cut Off, TTL, SMA PE71S6336](#)



SPDT 0.03 dB Low Insertion Loss Repeatability Relay Latching Switch, DC to 20 GHz, 1W, 24V, Indicators, Self Cut Off, TTL, SMA

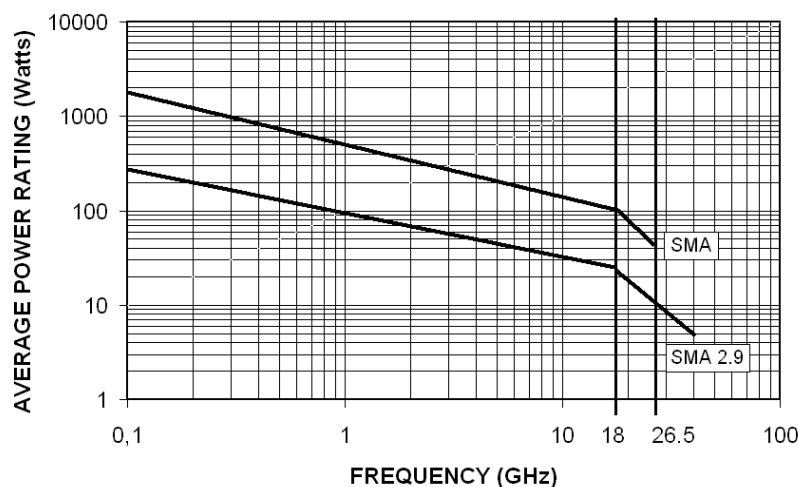
Electromechanical Relay Switches Technical Data

PE71S6336

POWER RATING CHART

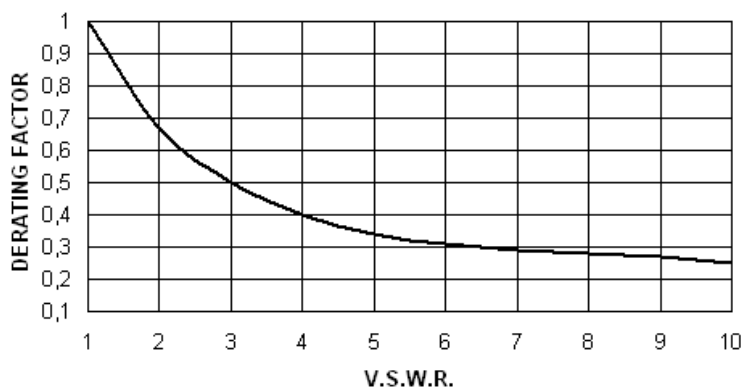
This graph is based on the following conditions :

- Ambient temperature : + 25°C
- Sea level
- V.S.W.R. : 1 and cold switching



DERATING FACTOR VERSUS V.S.W.R.

The average power input must be reduced for load V.S.W.R. above 1.



Click the following link (or enter part number in "SEARCH" on website) to obtain additional part information including price, inventory and certifications: [SPDT 0.03 dB Low Insertion Loss Repeatability Relay Latching Switch, DC to 20 GHz, 1W, 24V, Indicators, Self Cut Off, TTL, SMA PE71S6336](#)



SPDT 0.03 dB Low Insertion Loss Repeatability Relay Latching Switch, DC to 20 GHz, 1W, 24V, Indicators, Self Cut Off, TTL, SMA

Electromechanical Relay Switches Technical Data

PE71S6336

SPDT 0.03 dB Low Insertion Loss Repeatability Relay Latching Switch, DC to 20 GHz, 1W, 24V, Indicators, Self Cut Off, TTL, SMA from Pasternack Enterprises has same day shipment for domestic and International orders. Our RF, microwave and millimeter wave products maintain a 99.4% availability and are part of the broadest selection in the industry.

Click the following link (or enter part number in "SEARCH" on website) to obtain additional part information including price, inventory and certifications: [SPDT 0.03 dB Low Insertion Loss Repeatability Relay Latching Switch, DC to 20 GHz, 1W, 24V, Indicators, Self Cut Off, TTL, SMA PE71S6336](https://www.pasternack.com/sma-spd-t-electromechanical-relay-latching-switch-indicators-self-cut-off-ttl-pe71s6336-p.aspx)

URL: <https://www.pasternack.com/sma-spd-t-electromechanical-relay-latching-switch-indicators-self-cut-off-ttl-pe71s6336-p.aspx>

The information contained in this document is accurate to the best of our knowledge and representative of the part described herein. It may be necessary to make modifications to the part and/or the documentation of the part, in order to implement improvements. Pasternack reserves the right to make such changes as required. Unless otherwise stated, all specifications are nominal. Pasternack does not make any representation or warranty regarding the suitability of the part described herein for any particular purpose, and Pasternack does not assume any liability arising out of the use of any part or documentation.

SPDT 0.03 dB Low Insertion Loss Repeatability Relay Latching Switch,
DC to 20 GHz, 1W, 24V, Indicators, Self Cut Off, TTL, SMA



***STANDARD TOLERANCES APPLY
ONLY TO DIMENSIONS IN INCHES**



PARNER
THE ENGINEER'S RF SOURCE

Pasternack Enterprises, Inc.
P.O. Box 16759 | Irvine | CA | 92623

Phone: (949) 261-1920 | Fax: (949) 261-7451

Website: www.pasternack.com | **E-Mail:** sales@pasternack.com

DWG TITLE

PE71S6336

NOTES:

1. UNLESS OTHERWISE SPECIFIED ALL DIMENSIONS ARE NOMINAL.
2. ALL SPECIFICATIONS ARE SUBJECT TO CHANGE WITHOUT NOTICE AT ANY TIME.
3. DIMENSIONS ARE IN INCHES [mm].

CAGE CODE 53919

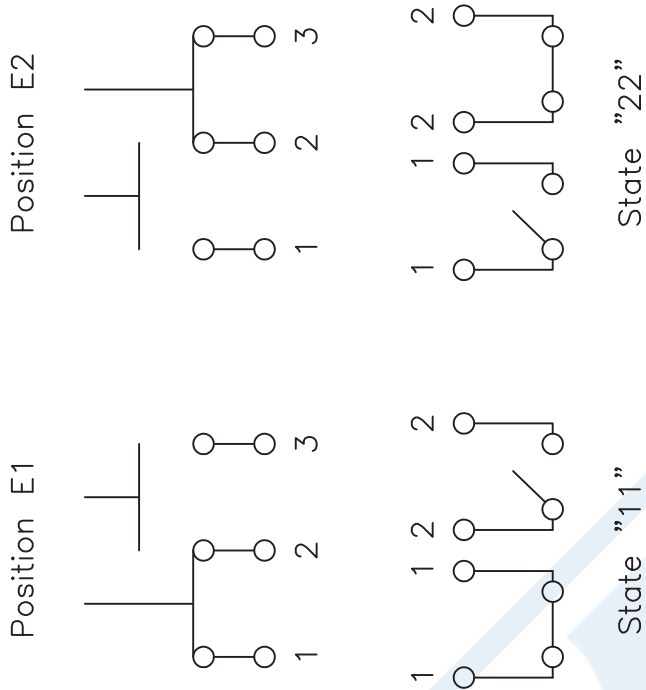
CAD FILE **022717**

SIZE A

2233

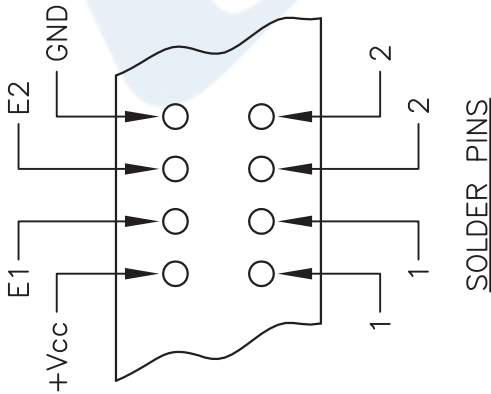
PE71S6336 CAD Drawing

SPDT 0.03 dB Low Insertion Loss Repeatability Relay Latching Switch,
DC to 20 GHz, 1W, 24V, Indicators, Self Cut Off, TTL, SMA



RF SCHEMATIC
DIAGRAM

INDICATORS
POSITION



TTL drive option "2"

- Connect pin GND to ground.
- Connect pin +Vcc to supply
- Select (close) desired RF path by applying TTL "High" to the corresponding "drive" pin (Ex: apply TTL "High" to pin E1 to switch to position E1. RF path 1-2 closed and RF path 2-3 open).
- To open desired path and close the new RF path, apply TTL "High" to the "drive" pin which corresponds to the desired RF path. (Ex: apply TTL "High" to pin E2 to open RF path 1-2 and close RF path 2-3).

STANDARD TOLERANCES
DECIMAL
±0.02

*STANDARD TOLERANCES APPLY
ONLY TO DIMENSIONS IN INCHES

PE PASTERNAK®
THE ENGINEER'S RF SOURCE
Pasternack Enterprises, Inc.
P.O. Box 16759 | Irvine | CA | 92623
Phone: (949) 261-1920 | Fax: (949) 261-7451
Website: www.pasternack.com | E-Mail: sales@pasternack.com

DWG TITLE
PE71S6336

CAGE CODE 53919

CAD FILE 022717

SCALE N/A

SIZE A

2233

NOTES:
1. UNLESS OTHERWISE SPECIFIED ALL DIMENSIONS ARE NOMINAL.
2. ALL SPECIFICATIONS ARE SUBJECT TO CHANGE WITHOUT NOTICE AT ANY TIME.
3. DIMENSIONS ARE IN INCHES [mm].