



SPDT Electromechanical Relay Failsafe Switch,
DC to 12.4 GHz, up to 700W, 12V, N

Electromechanical Relay Switches Technical Data Sheet

PE71S6059

Features

- Single Pole Double Throw Relay Switch
- DC to 12.4 GHz Frequency Range
- 1M Cycle Min Operating Life
- 200 Watt Avg Power Max
- -40 to +85 Deg C Operating Temperature
- Insertion Loss 0.5 dB Max
- VSWR 1.5:1 Max

Applications

- High Performance Relay Switch
- Military Communications
- Communications Systems
- Test & Measurement

Description

The PE71S6059 is a Single Pole Double Throw Electromechanical Relay Switch that operates from DC to 12.4 GHz and can handle up to 700 Watts of CW input power in a Break Before Make condition. The design features a Failsafe Actuator and is rated for 1M Life Cycles for high reliability operation. Insertion loss is specified from 0.15 dB max and Isolation from 85 dB min, with +12 Vdc operating voltage. Performance is guaranteed over -40°C to +85°C and the switch assembly is RoHS and REACH compliant. The package interface uses solder terminals and N Female connectors.

Electrical Specifications

Switch Type	SPDT
Actuator Type	Failsafe
Switching Sequence	Break before Make

Description	Minimum	Typical	Maximum	Units
Frequency Range	DC		12.4	GHz
Impedance		50		Ohms
Operating Voltage	10.2	12	13	Volts
Actuating Current @ 12 Volts		310		mA
VSWR			1.5:1	
Insertion Loss			0.5	dB
Isolation	60			dB
Input Power (CW)			200	Watts
Switching Time			15	ms Max

Click the following link (or enter part number in "SEARCH" on website) to obtain additional part information including price, inventory and certifications: [SPDT Electromechanical Relay Failsafe Switch, DC to 12.4 GHz, up to 700W, 12V, N PE71S6059](#)



SPDT Electromechanical Relay Failsafe Switch,
DC to 12.4 GHz, up to 700W, 12V, N

Electromechanical Relay Switches Technical Data

PE71S6059

Performance by Frequency

Description	F1	F2	F3	F4	F5	Units
Frequency Range	DC to 1	1 to 2	2 to 3	3 to 8	8 to 12.4	GHz
VSWR, Max	1.15:1	1.2:1	1.25:1	1.35:1	1.5:1	
Insertion Loss, Max	0.15	0.2	0.25	0.35	0.5	dB
Isolation, Min	85	80	75	70	60	dB
Input Power, Max (CW)	700	500	400	250	200	Watts

Electrical Specification Notes:
Average Power and Actuating Current values at 25°C.

Mechanical Specifications

Size

Length	2.64 in [67.06 mm]
Width/Diameter	1.89 in [48.01 mm]
Height	0.9 in [22.86 mm]
Weight	0.4602 lbs [208.74 g]
Package Type	Connectorized
Operating Life	1,000,000 Cycles

Connectors

RF Connector Type	N Female
RF Connector Specification	MIL C 39012
Control Connector	Solder Pin

Mechanical Specification Notes:
Solder Pins: 250°C max/30sec.

Environmental Specifications

Temperature

Operating Range	-40 to +85 deg C
Storage Range	-55 to +85 deg C
Construction	Splashproof
Shock	MIL-STD-202, Method 213B, Cond.C
Vibration	MIL-STD-202, Method 204D, Cond.D

Environmental Specification Notes:
Environmental specifications are guaranteed but not tested.

Click the following link (or enter part number in "SEARCH" on website) to obtain additional part information including price, inventory and certifications: [SPDT Electromechanical Relay Failsafe Switch, DC to 12.4 GHz, up to 700W, 12V, N PE71S6059](#)



SPDT Electromechanical Relay Failsafe Switch,
DC to 12.4 GHz, up to 700W, 12V, N

Electromechanical Relay Switches Technical Data

PE71S6059

Compliance Certifications (see [product page](#) for current document)

Plotted and Other Data

Notes:

- Values shown are typical at 25°C.

Click the following link (or enter part number in "SEARCH" on website) to obtain additional part information including price, inventory and certifications: [SPDT Electromechanical Relay Failsafe Switch, DC to 12.4 GHz, up to 700W, 12V, N PE71S6059](#)

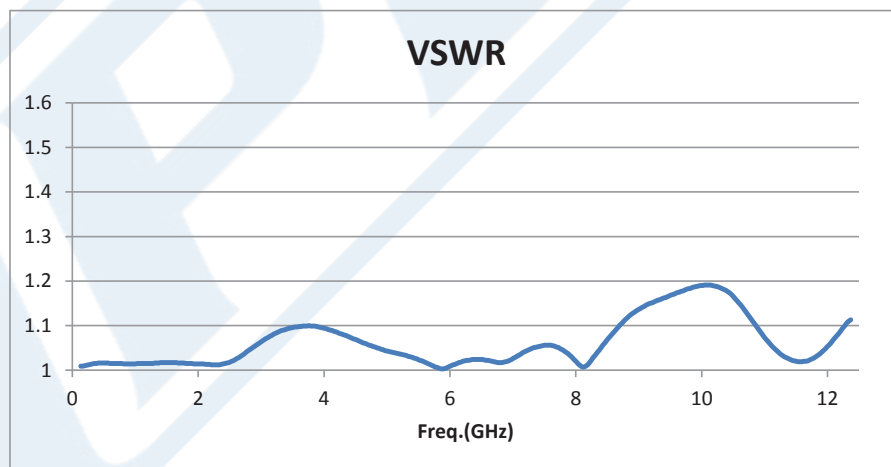
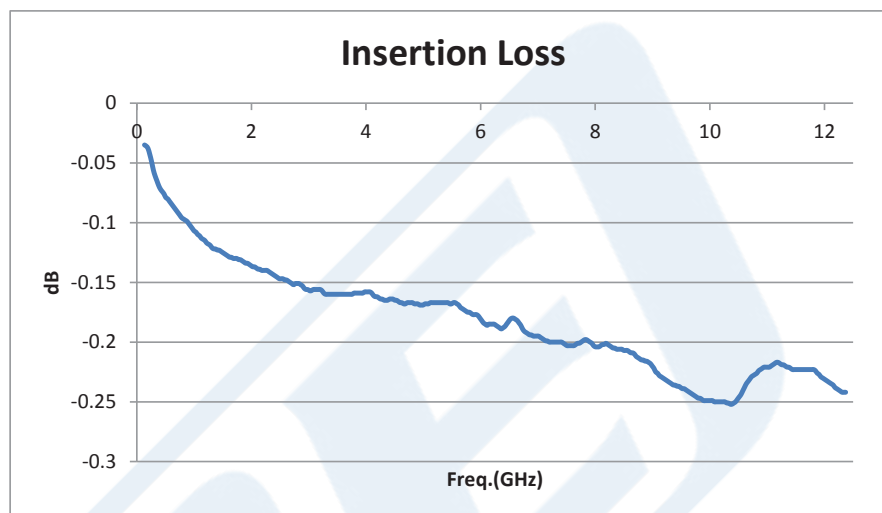


SPDT Electromechanical Relay Failsafe Switch,
DC to 12.4 GHz, up to 700W, 12V, N

Electromechanical Relay Switches Technical Data

PE71S6059

Typical Performance Data



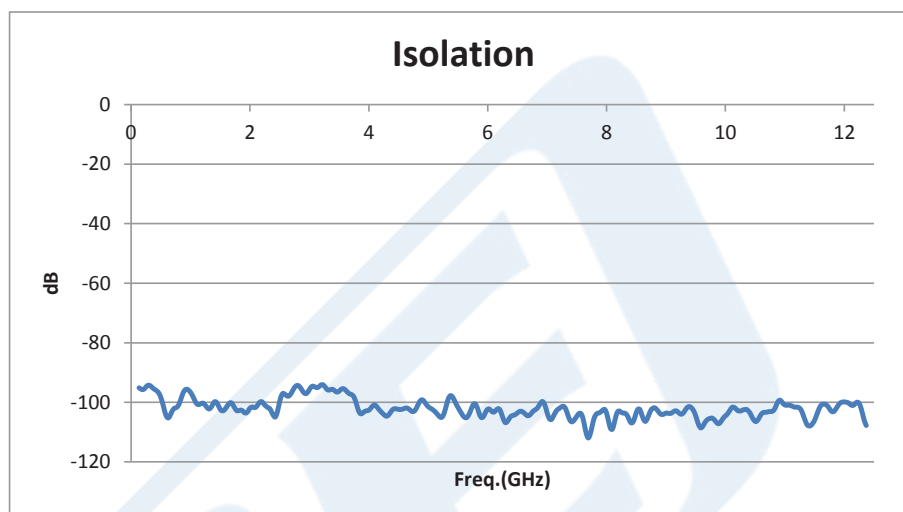
Click the following link (or enter part number in "SEARCH" on website) to obtain additional part information including price, inventory and certifications: [SPDT Electromechanical Relay Failsafe Switch, DC to 12.4 GHz, up to 700W, 12V, N PE71S6059](#)



SPDT Electromechanical Relay Failsafe Switch,
DC to 12.4 GHz, up to 700W, 12V, N

Electromechanical Relay Switches Technical Data

PE71S6059



Click the following link (or enter part number in "SEARCH" on website) to obtain additional part information including price, inventory and certifications: [SPDT Electromechanical Relay Failsafe Switch, DC to 12.4 GHz, up to 700W, 12V, N PE71S6059](#)



SPDT Electromechanical Relay Failsafe Switch,
DC to 12.4 GHz, up to 700W, 12V, N

Electromechanical Relay Switches Technical Data

PE71S6059

SPDT Electromechanical Relay Failsafe Switch, DC to 12.4 GHz, up to 700W, 12V, N from Pasternack Enterprises has same day shipment for domestic and International orders. Our RF, microwave and millimeter wave products maintain a 99.4% availability and are part of the broadest selection in the industry.

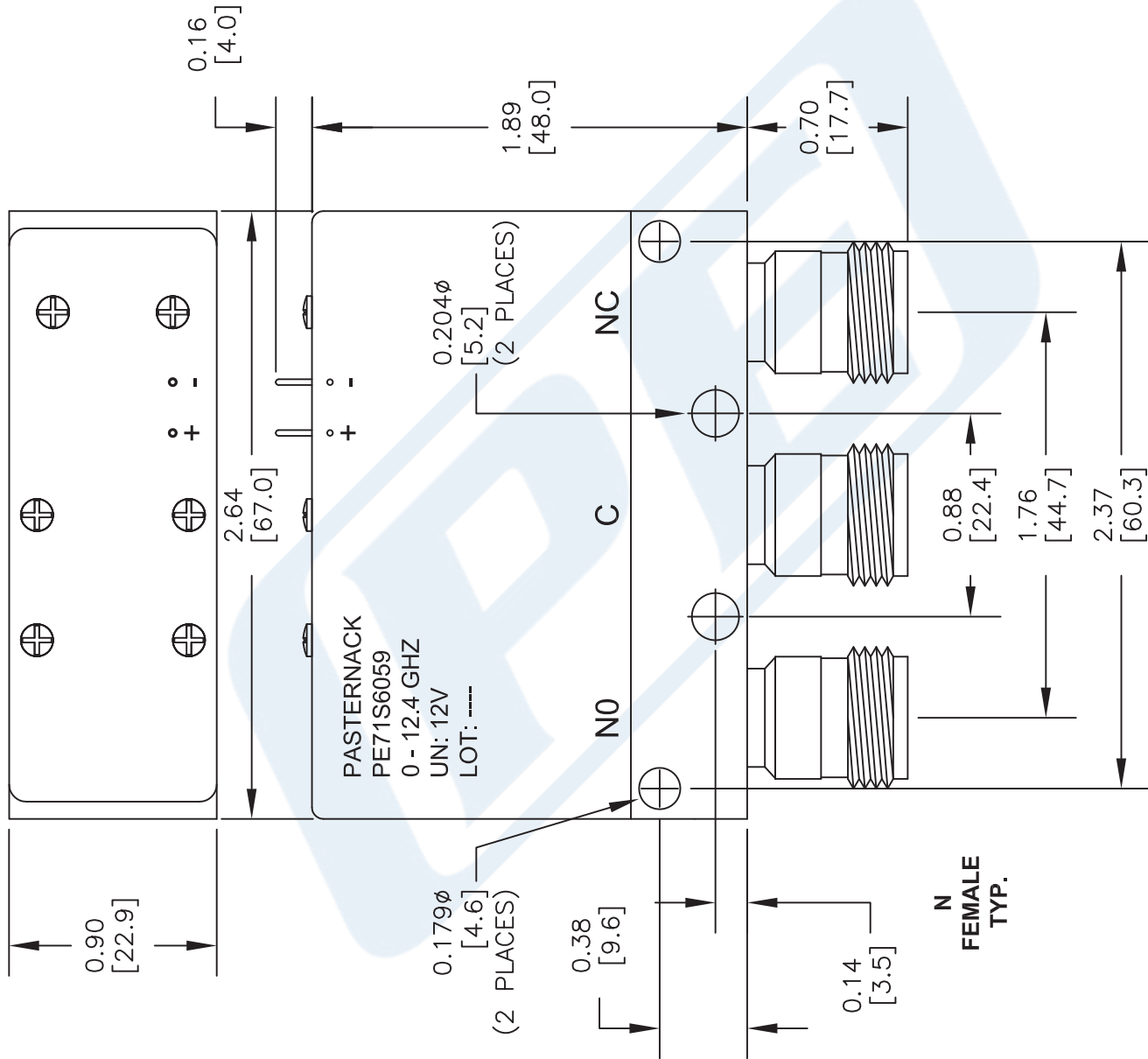
Click the following link (or enter part number in "SEARCH" on website) to obtain additional part information including price, inventory and certifications: [SPDT Electromechanical Relay Failsafe Switch, DC to 12.4 GHz, up to 700W, 12V, N PE71S6059](https://www.pasternack.com/n-spdt-electromechanical-relay-switch-12.4-ghz-indicators-pe71s6059-p.aspx)

URL: <https://www.pasternack.com/n-spdt-electromechanical-relay-switch-12.4-ghz-indicators-pe71s6059-p.aspx>

The information contained in this document is accurate to the best of our knowledge and representative of the part described herein. It may be necessary to make modifications to the part and/or the documentation of the part, in order to implement improvements. Pasternack reserves the right to make such changes as required. Unless otherwise stated, all specifications are nominal. Pasternack does not make any representation or warranty regarding the suitability of the part described herein for any particular purpose, and Pasternack does not assume any liability arising out of the use of any part or documentation.

PE71S6059 CAD Drawing

SPDT Electromechanical Relay Failsafe Switch, DC to 12.4 GHz, up to 700W, 12V, N



NOTES:

1. UNLESS OTHERWISE SPECIFIED ALL DIMENSIONS ARE NOMINAL.
2. ALL SPECIFICATIONS ARE SUBJECT TO CHANGE WITHOUT NOTICE AT ANY TIME.
3. DIMENSIONS ARE IN INCHES [mm].

DWG TITLE

PE71S6059

PE PASTERNAK
THE ENGINEER'S RF SOURCE

Pasternack Enterprises, Inc.
P.O. Box 16759 | Irvine | CA | 92623
Phone: (949) 261-1920 | Fax: (949) 261-7451
Website: www.pasternack.com | E-Mail: sales@pasternack.com

FSCM NO. 53919

CAD FILE 081314

SCALE N/A

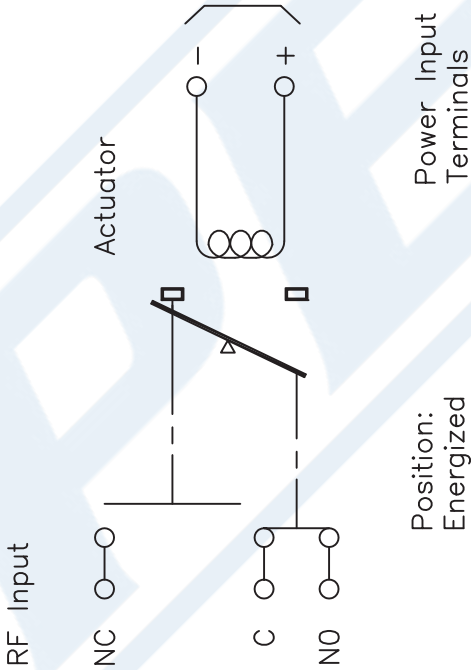
SIZE A

150

PE71S6059 CAD Drawing

SPDT Electromechanical Relay Failsafe Switch, DC to 12.4 GHz, up to 700W, 12V, N

Voltage	RF Continuity
De-energized	C ↔ NC
energized	C ↔ NO



NOTES:
1. UNLESS OTHERWISE SPECIFIED ALL DIMENSIONS ARE NOMINAL.
2. ALL SPECIFICATIONS ARE SUBJECT TO CHANGE WITHOUT NOTICE AT ANY TIME.
3. DIMENSIONS ARE IN INCHES [mm].

DWG TITLE
PE71S6059

FSCM NO. 53919

150

SIZE A

SCALE N/A

CAD FILE 081314

PE PASTERNAK®
THE ENGINEER'S RF SOURCE
Pasternack Enterprises, Inc.
P.O. Box 16759 | Irvine | CA | 92623
Phone: (949) 261-1920 | Fax: (949) 261-7451
Website: www.pasternack.com | E-Mail: sales@pasternack.com