



50 Watt RF Load Up to 6 GHz with SMA
Female Chem Film Plated Aluminum

RF Terminations Technical Data Sheet

PE6TR1001

Features

- DC to 6 GHz Frequency Range
- VSWR 1.25:1 Max
- Max Power 50 Watt (CW)
- SMA Female Coaxial Interface
- Designed for Mounting to Heat Sink

Applications

- Wireless
- Radar Systems
- Commercial and Military Communication
- SatCom
- Test and Measurement

Description

Pasternack's PE6TR1001 is an RF termination (also called RF load or dummy load) that operates from DC to 6 GHz and handles up to 50 Watt (CW). Our SMA Connectorized termination / load has a Female gender. PE6TR1001 SMA type load termination offers 1.25:1 max VSWR.

RF load / terminations are indispensable components in many RF, microwave and millimeter wave systems where signal reflection from unused ports can potentially damage the device or reduce the signal integrity. By using a terminator on an unused port with a matched load (dummy load), the incident energy will be absorbed with minimal reflection. These termination are commonly used to terminate devices such as couplers, circulators, switches and are great for diverting thermal energy away from other system components by mounting to a heat sink. They are also widely used in measurement systems to ensure accurate results. Pasternack offers a huge selection of RF, microwave and millimeter wave terminations up to 65 GHz with excellent performance over the entire operating range and power handling capabilities up to 800 Watt (CW).

Electrical Specifications

Description	Minimum	Typical	Maximum	Units
Frequency Range	DC		6	GHz
Impedance		50		Ohms
VSWR			1.25:1	
Input Power (CW)			50	Watts

Mechanical Specifications

Size

Length	0.96 in [24.38 mm]
Width	1.38 in [35.05 mm]
Height	0.57 in [14.48 mm]
Weight	0.0075 lbs [3.4 g]

Configuration

Connector	SMA Female
-----------	------------

Click the following link (or enter part number in "SEARCH" on website) to obtain additional part information including price, inventory and certifications: [50 Watt RF Load Up to 6 GHz with SMA Female Chem Film Plated Aluminum PE6TR1001](#)



50 Watt RF Load Up to 6 GHz with SMA
Female Chem Film Plated Aluminum

RF Terminations Technical Data Sheet

PE6TR1001

Material Specifications

Description	Material	Plating
Body	Passivated Stainless Steel	
Housing	Aluminum	Chem Film

Environmental Specifications

Temperature

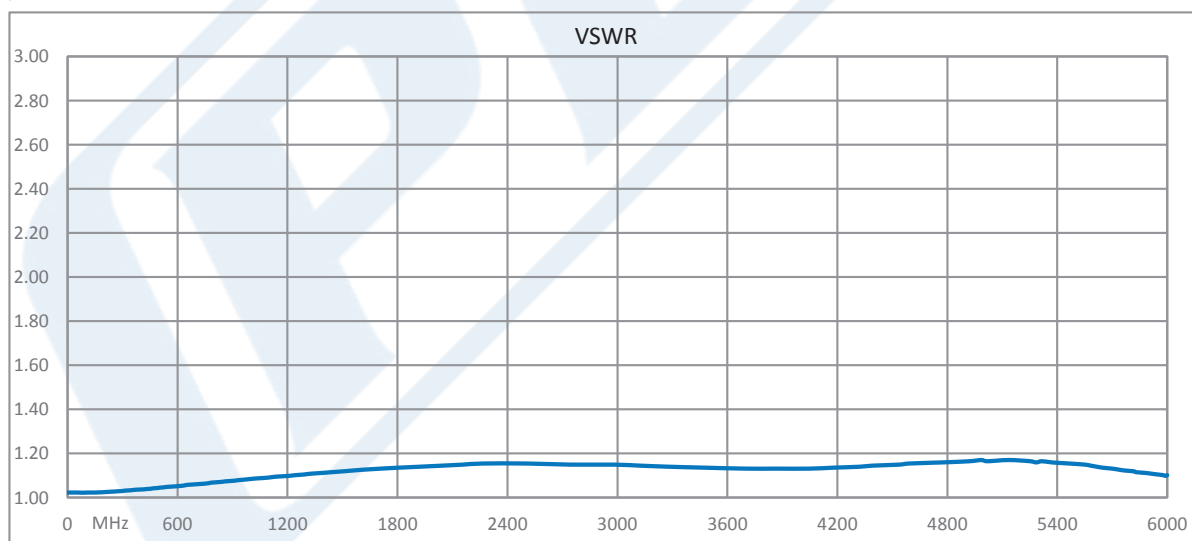
Operating Range -55 to +100 deg C

Compliance Certifications (see [product page](#) for current document)

Plotted and Other Data

Notes:

Typical Performance Data



Click the following link (or enter part number in "SEARCH" on website) to obtain additional part information including price, inventory and certifications: [50 Watt RF Load Up to 6 GHz with SMA Female Chem Film Plated Aluminum PE6TR1001](#)

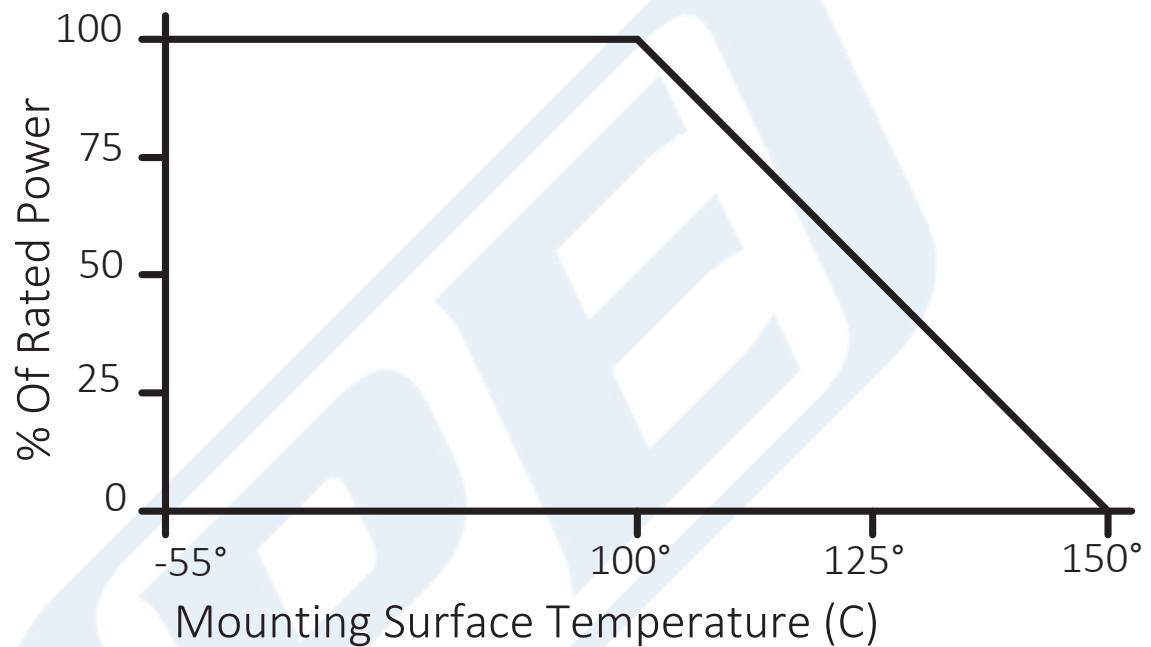


50 Watt RF Load Up to 6 GHz with SMA
Female Chem Film Plated Aluminum

RF Terminations Technical Data Sheet

PE6TR1001

Power Derating Curve



50 Watt RF Load Up to 6 GHz with SMA Female Chem Film Plated Aluminum from Pasternack Enterprises has same day shipment for domestic and International orders. Our RF, microwave and millimeter wave products maintain a 99.4% availability and are part of the broadest selection in the industry.

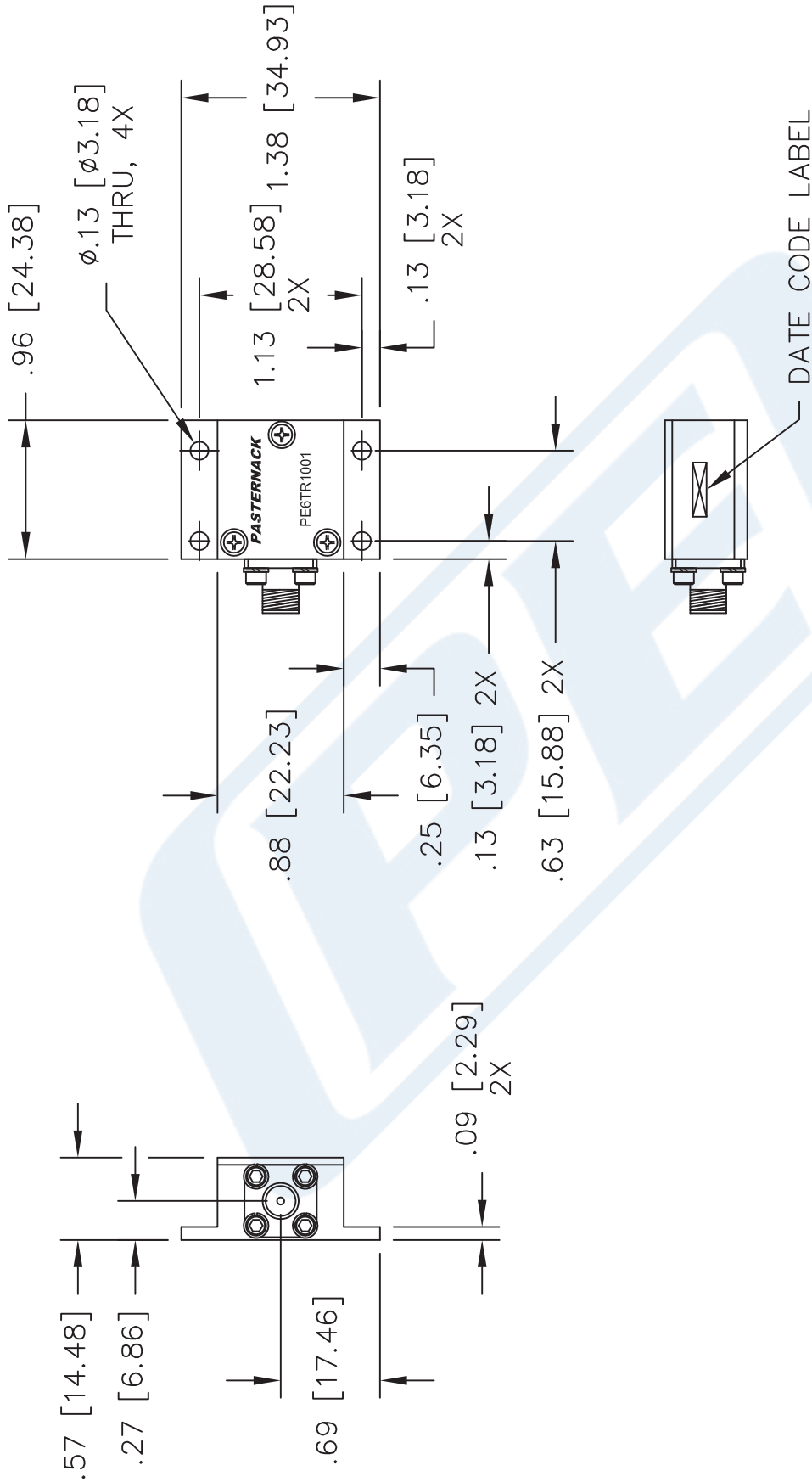
Click the following link (or enter part number in "SEARCH" on website) to obtain additional part information including price, inventory and certifications: [50 Watt RF Load Up to 6 GHz with SMA Female Chem Film Plated Aluminum PE6TR1001](https://www.pasternack.com/50-watts-sma-female-rf-load-up-to-6-ghz-precision-pe6tr1001-p.aspx)

URL: <https://www.pasternack.com/50-watts-sma-female-rf-load-up-to-6-ghz-precision-pe6tr1001-p.aspx>

The information contained in this document is accurate to the best of our knowledge and representative of the part described herein. It may be necessary to make modifications to the part and/or the documentation of the part, in order to implement improvements. Pasternack reserves the right to make such changes as required. Unless otherwise stated, all specifications are nominal. Pasternack does not make any representation or warranty regarding the suitability of the part described herein for any particular purpose, and Pasternack does not assume any liability arising out of the use of any part or documentation.

PE6TR1001 CAD Drawing

50 Watt RF Load Up to 6 GHz with SMA Female Chem Film Plated Aluminum



TOLERANCE .XX ±.02
.XXX ±.010
ANG. ±1/2°

* THESE DIMENSIONS AND TOLERANCES
SUPERSEDE NOTE #1 ON TITLE BLOCK.

PE PASTERNAK®
THE ENGINEER'S RF SOURCE

Pasternack Enterprises, Inc.
P.O. Box 16759 | Irvine | CA | 92623
Phone: (949) 261-1920 | Fax: (949) 261-7451
Website: www.pasternack.com | E-Mail: sales@pasternack.com

DWG TITLE

PE6TR1001

NOTES:
1. UNLESS OTHERWISE SPECIFIED ALL DIMENSIONS ARE NOMINAL.
2. ALL SPECIFICATIONS ARE SUBJECT TO CHANGE WITHOUT NOTICE AT ANY TIME.
3. DIMENSIONS ARE IN INCHES [mm].

FSCM NO. 53919

CAD FILE 040915

SCALE N/A

SIZE A

2233