



NMO Mount Connector Crimp/Solder  
Attachment for RG58, LMR-195

TECHNICAL DATA SHEET

PE51167

**Configuration**

Connector	NMO Mount
Connector Interface Type	RG58, LMR-195
Attachment Method (Shield/Contact)	Crimp/Solder
Body Style	Straight

**Electrical Specifications**

Frequency Range	DC to 5 GHz
Impedance	50 Ohms
Maximum VSWR	1.05:1
Maximum Insertion Loss	0.25 dB
Dielectric Withstanding Voltage	1,500 Vdc

**Mechanical Specifications**

**Temperature**

Operating Range	-40 to +85 deg C
-----------------	------------------

**Connector**

Type	NMO Mount
Mating Cycles	500
Contact Material and Plating	Brass, Gold over Nickel
Coupling Nut Material and Plating	Brass, Tri-Metal
Coupling Nut Plating Specification	BBR2
Body Material and Plating	Zinc, Tri-Metal
Body Plating Specification	BBR2

**Compliance Certifications** (visit [www.Pasternack.com](http://www.Pasternack.com) for current document)

RoHS Compliant

Click the following link (or enter part number in "SEARCH" on website) to obtain additional part information including price, inventory and certifications: [NMO Mount Connector Crimp/Solder Attachment for RG58, LMR-195 PE51167](#)



## NMO Mount Connector Crimp/Solder Attachment for RG58, LMR-195

### TECHNICAL DATA SHEET

PE51167

#### Plotted and Other Data

Notes:

- Values at +25 °C, sea level

NMO Mount Connector Crimp/Solder Attachment for RG58, LMR-195 from Pasternack Enterprises has same day shipment for domestic and International orders. Our RF, microwave and millimeter wave products maintain a 99% availability and are part of the broadest selection in the industry.

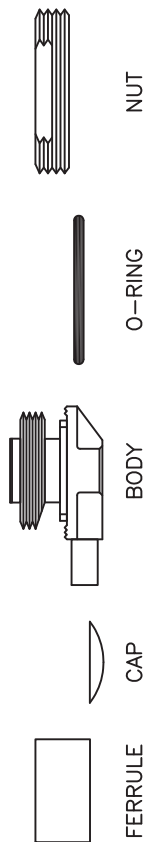
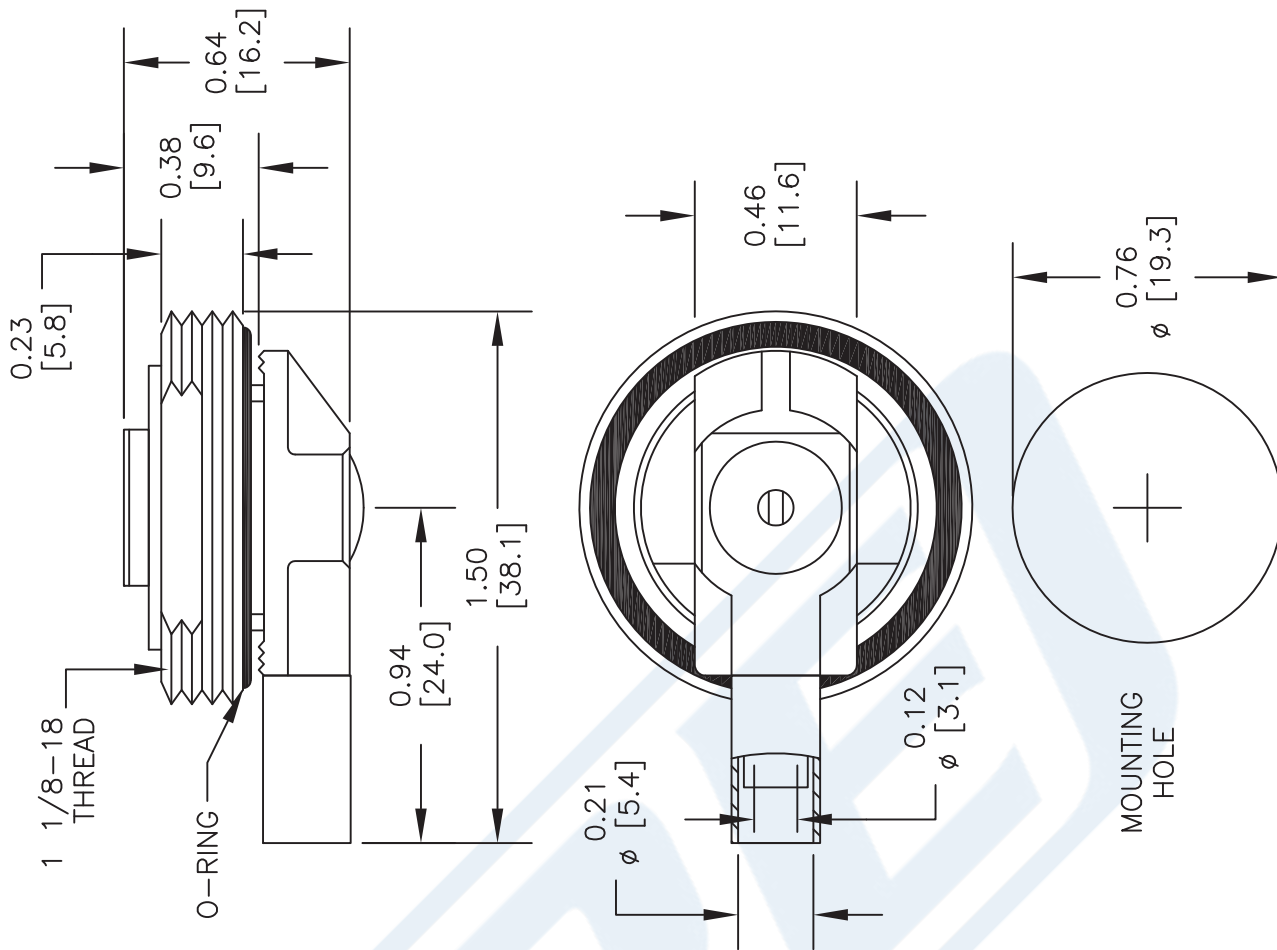
Click the following link (or enter part number in "SEARCH" on website) to obtain additional part information including price, inventory and certifications: [NMO Mount Connector Crimp/Solder Attachment for RG58, LMR-195 PE51167](#)

URL: <http://www.pasternack.com/nmo-mount-rg58-lmr-195-connector-pe51167-p.aspx>

The information contained in this document is accurate to the best of our knowledge and representative of the part described herein. It may be necessary to make modifications to the part and/or the documentation of the part, in order to implement improvements. Pasternack reserves the right to make such changes as required. Unless otherwise stated, all specifications are nominal. Pasternack does not make any representation or warranty regarding the suitability of the part described herein for any particular purpose, and Pasternack does not assume any liability arising out of the use of any part or documentation.

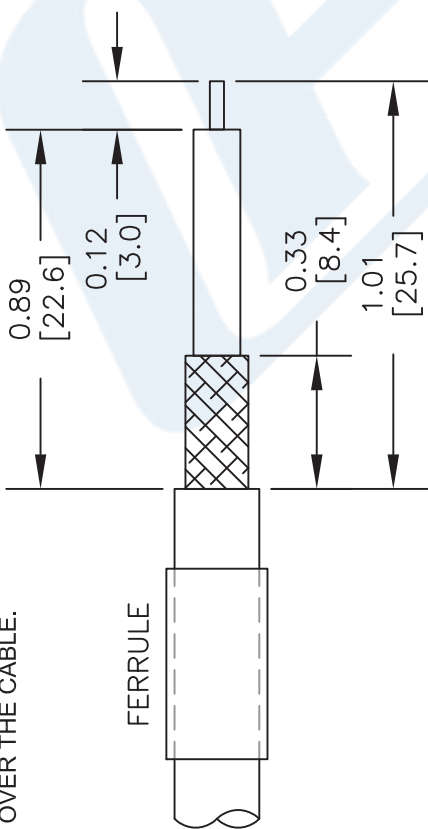
# PE51167 CAD Drawing

NMO Mount Connector Crimp/Solder Attachment for RG58, LMR-195

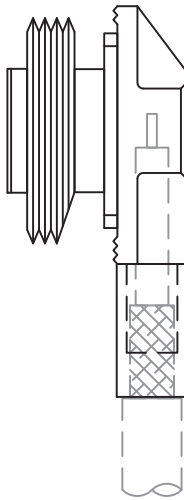


### ASSEMBLY PROCEDURES

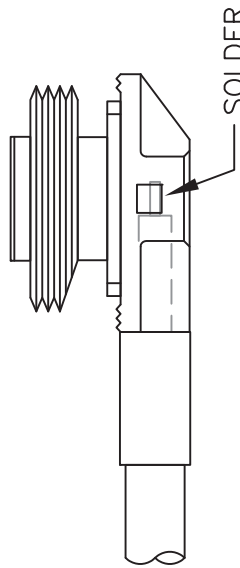
1. STRIP THE COAX CABLE USING THE DIMENSION. SLIDE THE FURRELE OVER THE CABLE.



2. SLIDE THE CONNECTOR BODY UNDER THE BRAID / FOIL, SLIDE THE FERRULE FORWARD OVER THE BRAID / FOIL THEN CRIMP (HEX .213)



3. SOLDER CENTER CONDUCTOR TO CENTER CONTACT.



DWG TITLE

**PE51167**

NOTES:  
 1. UNLESS OTHERWISE SPECIFIED ALL DIMENSIONS ARE NOMINAL.  
 2. ALL SPECIFICATIONS ARE SUBJECT TO CHANGE WITHOUT NOTICE AT ANY TIME.  
 3. DIMENSIONS ARE IN INCHES [mm].  
 4. FITS MIL-C-17 AND EQUIVALENT CABLES.

**(PE) PASTERNAK®**  
 THE ENGINEER'S RF SOURCE  
 Pasternack Enterprises, Inc.  
 P.O. Box 16759 | Irvine | CA | 92623  
 Phone: (949) 261-1920 | Fax: (949) 261-7451  
 Website: www.pasternack.com | E-Mail: sales@pasternack.com

FSCM NO. 53919

CAD FILE 092215

SCALE N/A

SIZE A

2233