



C Female Connector Clamp/Solder Attachment 4 Hole  
Flange Mount for RG213, RG214, RG393, RG11

RF Connectors Technical Data Sheet

PE4CO1013

**Configuration**

- C Female Connector
- MIL-STD-348A
- 50 Ohms
- Straight Body Geometry
- RG213, RG214, RG393, RG11 Interface Type
- Clamp/Solder Attachment
- 4 Hole Flange

**Electrical Specifications**

Description	Minimum	Typical	Maximum	Units
Operating Voltage (AC)			1,000	Vrms
Dielectric Withstanding Voltage (AC)			3,000	

**Mechanical Specifications**

**Size**

Length	1.38 in [35.05 mm]
Width/Dia.	1 in [25.40 mm]
Height	1 in [25.4 mm]
Weight	0.09 lbs [40.82 g]

**Material Specifications**

Description	Material	Plating
Contact	Beryllium Copper	Silver QQ-S-365
Insulation	Teflon	
Body	Brass	Nickel QQ-N-290

**Environmental Specifications**

**Temperature**

Operating Range	-65 to 165 deg C
-----------------	------------------

Click the following link (or enter part number in "SEARCH" on website) to obtain additional part information including price, inventory and certifications: [C Female Connector Clamp/Solder Attachment 4 Hole Flange Mount for RG213, RG214, RG393, RG11 PE4CO1013](#)

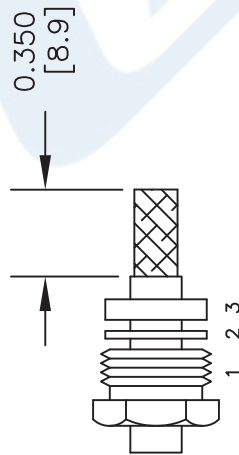


# PE4CO1013 CAD Drawing

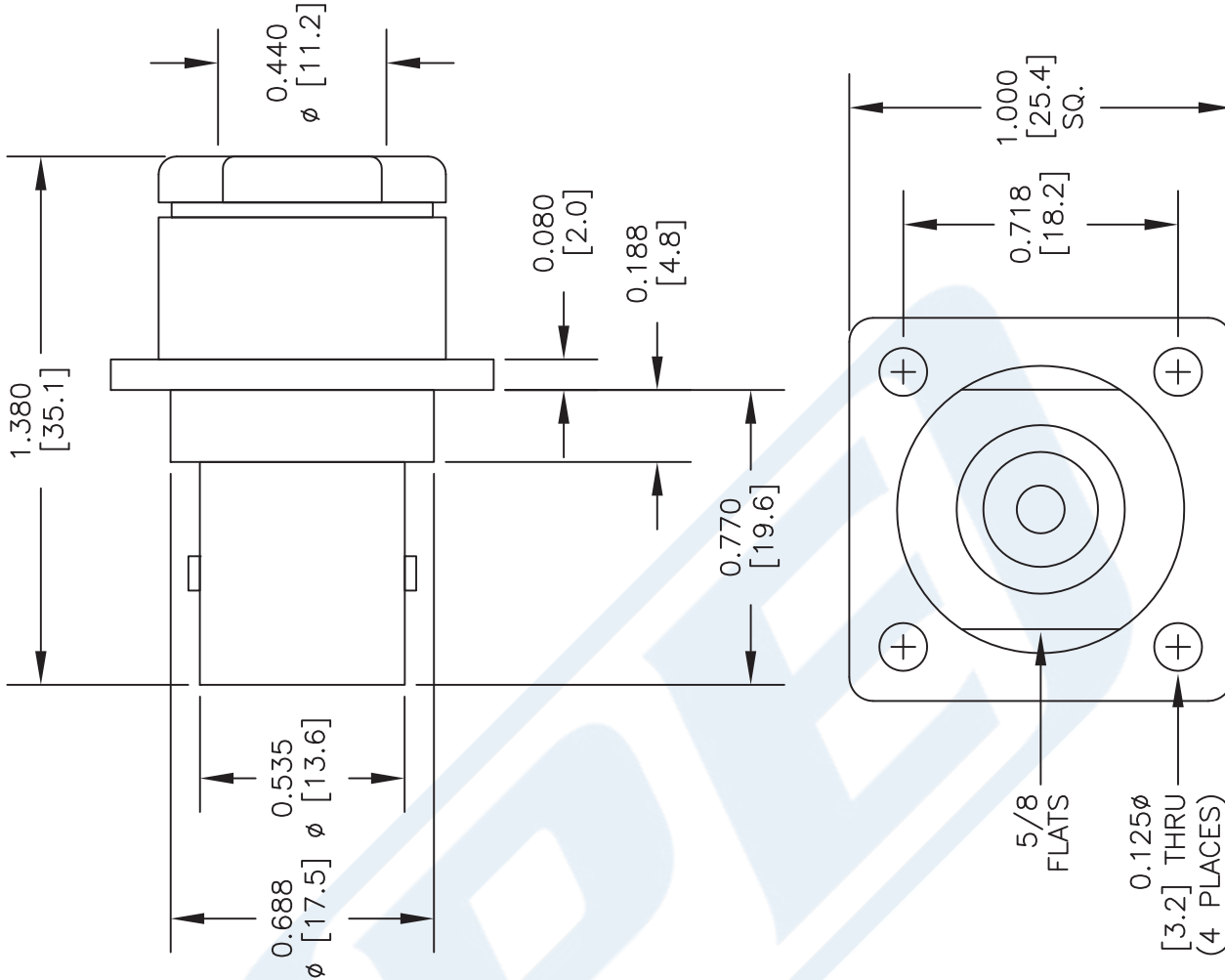
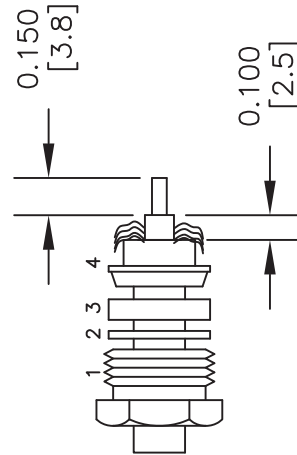
C Female Connector Clamp/Solder Attachment 4 Hole  
Flange Mount for RG213, RG214, RG393, RG11

## ASSEMBLY PROCEDURES

1. SLIDE CLAMP NUT (1), WASHER (2) & GASKET (3) OVER CABLE. STRIP CABLE AS SHOWN. DO NOT NICK BRAID WHILE CUTTING JACKET. TAPER END OF BRAID TO PERMIT ASSEMBLY OF BRAID CLAMP (4), SLIDE BRAID CLAMP (4) OVER BRAID & SEAT AGAINST CABLE.



2. FORM BRAID OVER CLAMP NUT (4), TRIM BRAID BACK TO SHOULDER. CUT DIELECTRIC & CENTER CONDUCTOR TO DIMENSION SHOWN. DO NOT NICK CENTER CONDUCTOR. SOLDER CONTACT TO CENTER CONDUCTOR. REMOVE EXCESS SOLDER. DO NOT OVER HEAT DIELECTRIC. INSERT CABLE ASSEMBLY INTO BODY & TIGHTEN.



DWG TITLE

**PE4CO1013**

NOTES:  
1. UNLESS OTHERWISE SPECIFIED ALL DIMENSIONS ARE NOMINAL.  
2. ALL SPECIFICATIONS ARE SUBJECT TO CHANGE WITHOUT NOTICE AT ANY TIME.  
3. DIMENSIONS ARE IN INCHES [mm].  
4. FITS MIL-C-17 AND EQUIVALENT CABLES.

**Pasternack Enterprises, Inc.**  
P.O. Box 16759 | Irvine | CA | 92623  
Phone: (949) 261-1920 | Fax: (949) 261-7451  
Website: [www.pasternack.com](http://www.pasternack.com) | E-Mail: [sales@pasternack.com](mailto:sales@pasternack.com)

FSCM NO. 53919

CAD FILE 110514

SCALE N/A

SIZE A

2233