



RP BNC Female Bulkhead Connector Clamp/  
Solder Attachment For RG55, RG58, RG141,  
RG142, RG223, RG400, .480 inch D Hole

TECHNICAL DATA SHEET

PE4746

**RP BNC Female Bulkhead Connector Clamp/Solder Attachment For RG55, RG58, RG141, RG142, RG223, RG400, .480 inch D Hole**

**Configuration**

Connector	BNC Female Reverse Polarity
Connector Interface Type	RG55, RG58, RG141, RG142, RG223, RG400
Cable Attachment Method (Shield/Contact)	Clamp/Solder
Body Style	Straight
Mount Method	Bulkhead

**Electrical Specifications**

Impedance, Ohms	50
-----------------	----

**Mechanical Specifications**

**Size**

Length, in [mm]	1.15 [29.21]
Width/Dia., in [mm]	0.688 [17.48]
Weight, lbs [g]	0.048 [21.77]

**Connector**

Type	BNC Female Reverse Polarity
Contact Material and Plating	Gold
Body Material and Plating	Brass, Nickel
Dielectric Type	PTFE

**Compliance Certifications** (visit [www.Pasternack.com](http://www.Pasternack.com) for current document)

RoHS Compliant	Yes
----------------	-----

**Plotted and Other Data**

Notes:	Values at 25 °C, sea level
--------	----------------------------

RP BNC Female Bulkhead Connector Clamp/Solder Attachment For RG55, RG58, RG141, RG142, RG223, RG400, .480 inch D Hole from Pasternack Enterprises has same day shipment for domestic and International orders. Our RF, microwave and fiber optic products maintain a 99% availability and are part of the broadest selection in the industry.

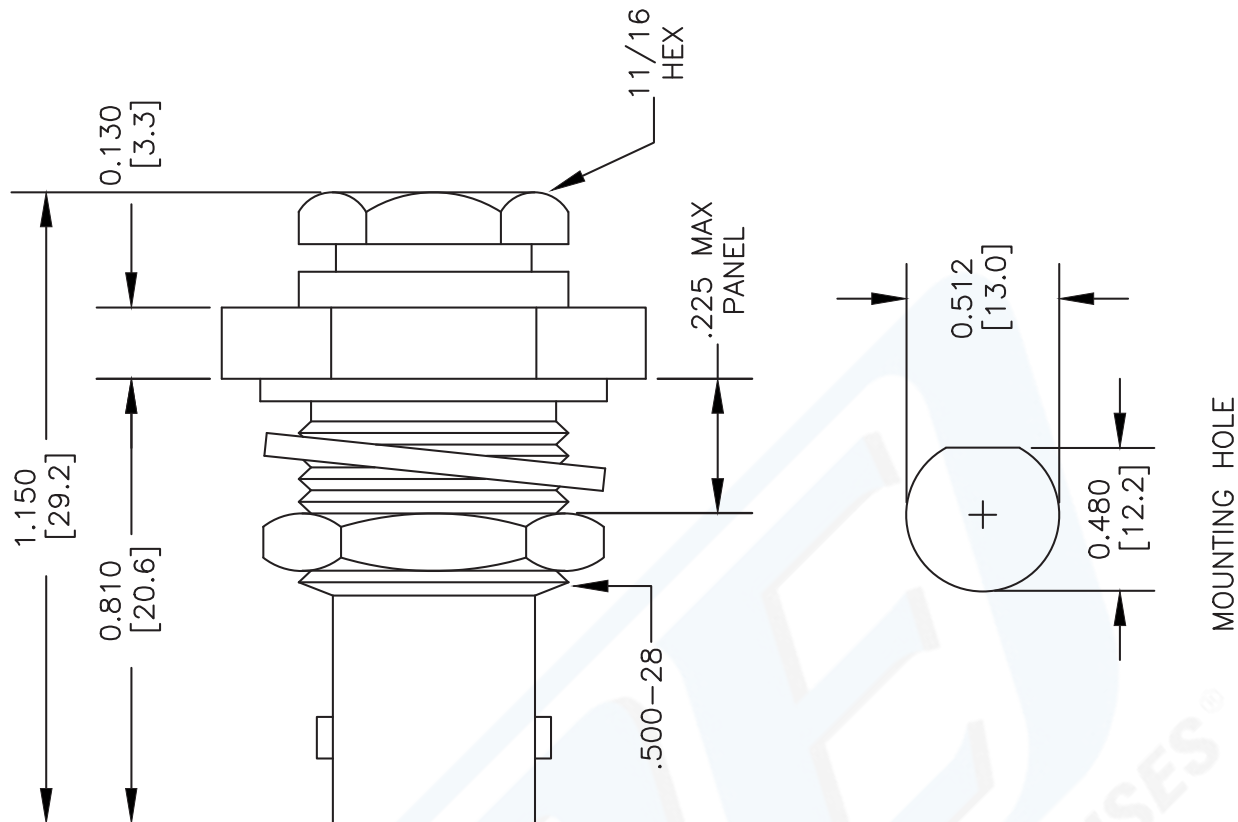
Click the following link (or enter part number in "SEARCH" on website) to obtain additional part information including price, inventory and certifications: [RP BNC Female Bulkhead Connector Clamp/Solder Attachment For RG55, RG58, RG141, RG142, RG223, RG400, .480 inch D Hole PE4746](http://www.pasternack.com/bnc-female-reverse-polarity-rg55-rg58-rg141-rg142-rg223-rg400-connector-pe4746-p.aspx)

URL: <http://www.pasternack.com/bnc-female-reverse-polarity-rg55-rg58-rg141-rg142-rg223-rg400-connector-pe4746-p.aspx>

The information contained in this document is accurate to the best of our knowledge and representative of the part described herein. It may be necessary to make modifications to the part and/or the documentation of the part, in order to implement improvements. Pasternack reserves the right to make such changes as required. Unless otherwise stated, all specifications are nominal.

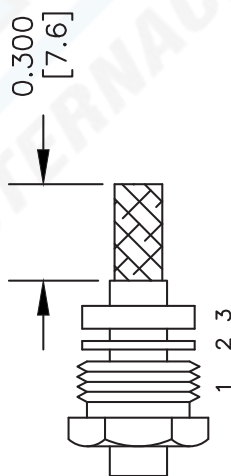
# PE4746 CAD Drawing

RP BNC Female Bulkhead Connector Clamp/Solder Attachment For  
RG55, RG58, RG141, RG142, RG223, RG400, .480 inch D Hole

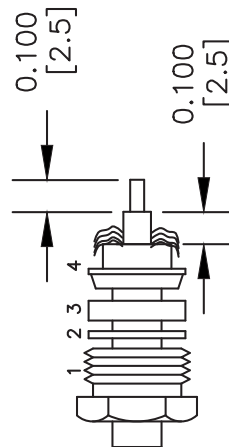


## ASSEMBLY PROCEDURES

1. SLIDE CLAMP NUT (1), WASHER (2) & GASKET (3) OVER CABLE. STRIP CABLE AS SHOWN. DO NOT NICK BRAID WHILE CUTTING JACKET. TAPER END OF BRAID TO PERMIT ASSEMBLY OF BRAID CLAMP (4). SLIDE BRAID CLAMP (4) OVER BRAID & SEAT AGAINST CABLE.



2. FORM BRAID OVER CLAMP NUT (4). TRIM BRAID BACK TO SHOULDER. CUT DIELECTRIC & CENTER CONDUCTOR TO DIMENSION SHOWN. DO NOT NICK CENTER CONDUCTOR. SOLDER CONTACT TO CENTER CONDUCTOR. REMOVE EXCESS SOLDER. DO NOT OVER HEAT DIELECTRIC. INSERT CABLE ASSEMBLY INTO BODY & TIGHTEN.



DWG TITLE

**PE4746**

NOTES:  
1. UNLESS OTHERWISE SPECIFIED ALL DIMENSIONS ARE NOMINAL.  
2. ALL SPECIFICATIONS ARE SUBJECT TO CHANGE WITHOUT NOTICE AT ANY TIME.  
3. DIMENSIONS ARE IN INCHES [mm].  
4. FITS MIL-C-17 AND EQUIVALENT CABLES.

FSCM NO. 53919

CAD FILE 042110

SCALE N/A

SIZE A

XXX

**PE PASTERNAK®**

Pasternack Enterprises, Inc.  
P.O. Box 16759 | Irvine | CA | 92623  
Phone: (949) 261-1920 | Fax: (949) 261-7451  
Website: www.pasternack.com | E-Mail: sales@pasternack.com