



RP-TNC Female Bulkhead Mount Connector Clamp/ Solder Attachment for RG58, RG142, RG223, RG400, RG141, RG303, RG55, PE-C195, .480 inch D Hole

RF Connectors Technical Data Sheet

PE4694

Configuration

- TNC Female Reverse Polarity Connector
- MIL-C-39012
- 50 Ohms
- Straight Body Geometry

- Connector Interface Types: RG58, RG142, RG223, RG400, RG141, RG303, RG55, PE-C195, PE-P195
- Bulkhead

Features

- Max. Operating Frequency 3 GHz
- Good VSWR of 1.3:1
- Gold Plated Brass Contact

- 30 µin minimum contact plating
- Reverse Polarity

Applications

- General Purpose Test
- Rack and Panel Mount Applications
- Custom Cable Assemblies

Description

Pasternack's PE4694 RP TNC female bulkhead connector with clamp/solder attachment for RG58, RG142, RG223, RG400, RG141, RG303, RG55, PE-C195 and PE-P195 (.480 inch D hole) is part of our full line of RF components available for same-day shipping. The female reverse polarity configuration uses a female connector body with a male inner contact pin. Our TNC female connector operates up to a maximum frequency of 3 GHz and offers good VSWR of 1.3:1. This TNC bulkhead connector allows designers to create external connections on their product enclosures, and can be used in a variety of other rack mount and panel mount applications.

Our reverse polarity TNC female bulkhead connector PE4694 datasheet specifications and drawing with dimensions are shown below in this PDF. Pasternack's broad catalog of RF, microwave and millimeter wave connectors allows designers to configure and customize their signal connections however they like. Whether the need is to provide an I/O for a board design, or simply create a custom cable assembly configuration, Pasternack has the right connector for the job. Pasternack can also expertly build your custom cable assemblies for you and ship same-day.

Electrical Specifications

Description	Minimum	Typical	Maximum	Units
Frequency Range	DC		3	GHz
VSWR			1.3:1	
Operating Voltage (AC)			500	Vrms

Mechanical Specifications

Size

Length	1.15 in [29.21 mm]
Width/Dia.	0.688 in [17.48 mm]
Weight	0.049 lbs [22.23 g]

Click the following link (or enter part number in "SEARCH" on website) to obtain additional part information including price, inventory and certifications: [RP-TNC Female Bulkhead Mount Connector Clamp/Solder Attachment for RG58, RG142, RG223, RG400, RG141, RG303, RG55, PE-C195, .480 inch D Hole PE4694](#)



**RP-TNC Female Bulkhead Mount Connector Clamp/
Solder Attachment for RG58, RG142, RG223, RG400,
RG141, RG303, RG55, PE-C195, .480 inch D Hole**

**RF Connectors
Technical Data Sheet**

PE4694

Material Specifications

Description	Material	Plating
Contact	Brass	Gold 30 µin minimum
Insulation	PTFE	
Body	Brass	Nickel 70 µin minimum

Mechanical Specification Notes:

When attaching the connector to the cable use a clamp torque value of 26 to 30 in-lbs [2.94 to 3.39 Nm]

Environmental Specifications

Temperature

Operating Range

-65 to +165 deg C

Compliance Certifications (see [product page](#) for current document)

Plotted and Other Data

Notes:

RP-TNC Female Bulkhead Mount Connector Clamp/Solder Attachment for RG58, RG142, RG223, RG400, RG141, RG303, RG55, PE-C195, .480 inch D Hole from Pasternack Enterprises has same day shipment for domestic and International orders. Our RF, microwave and millimeter wave products maintain a 99.4% availability and are part of the broadest selection in the industry.

Click the following link (or enter part number in "SEARCH" on website) to obtain additional part information including price, inventory and certifications: [RP-TNC Female Bulkhead Mount Connector Clamp/Solder Attachment for RG58, RG142, RG223, RG400, RG141, RG303, RG55, PE-C195, .480 inch D Hole PE4694](#)

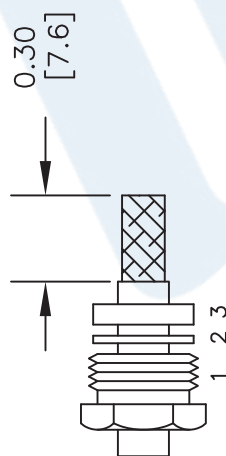
URL: <https://www.pasternack.com/tnc-female-reverse-polarity-rg58-rg142-rg400-rg141-rg303-rg55-connector-pe4694-p.aspx>

The information contained in this document is accurate to the best of our knowledge and representative of the part described herein. It may be necessary to make modifications to the part and/or the documentation of the part, in order to implement improvements. Pasternack reserves the right to make such changes as required. Unless otherwise stated, all specifications are nominal. Pasternack does not make any representation or warranty regarding the suitability of the part described herein for any particular purpose, and Pasternack does not assume any liability arising out of the use of any part or documentation.

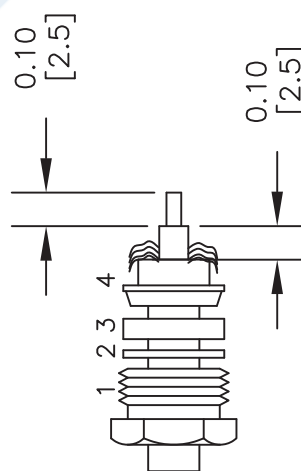
RP-TNC Female Bulkhead Mount Connector Clamp/Solder Attachment for RG58, RG142, RG223, RG400, RG141, RG303, RG55, PE-C195, .480 inch D Hole

ASSEMBLY PROCEDURES

1. SLIDE CLAMP NUT (1), WASHER (2) & GASKET (3) OVER CABLE. STRIP CABLE AS SHOWN. DO NOT NICK BRAID WHILE CUTTING JACKET. TAPER END OF BRAID TO PERMIT ASSEMBLY OF BRAID CLAMP (4). SLIDE BRAID CLAMP (4) OVER BRAID & SEAT AGAINST CABLE.



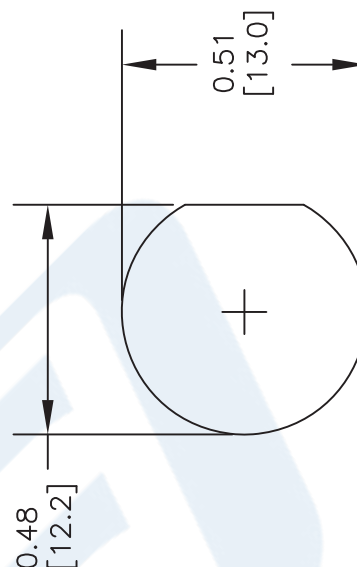
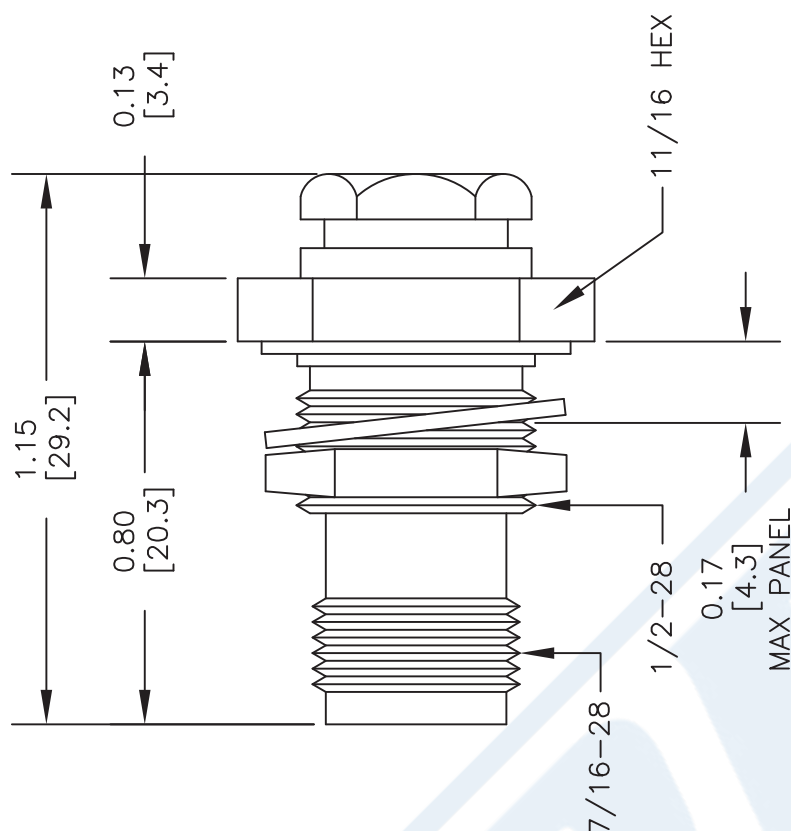
2. FORM BRAID OVER CLAMP NUT (4). TRIM BRAID BACK TO SHOULDER. CUT DIELECTRIC & CENTER CONDUCTOR TO DIMENSION SHOWN. DO NOT NICK CENTER CONDUCTOR. SOLDER CONTACT TO CENTER CONDUCTOR. REMOVE EXCESS SOLDER. DO NOT OVER HEAT DIELECTRIC. INSERT CABLE ASSEMBLY INTO BODY & TIGHTEN.



STANDARD TOLERANCES

.X ±0.2
.XX ±0.1
.XXX ±0.05

*STANDARD TOLERANCES APPLY ONLY TO DIMENSIONS IN INCHES



MOUNTING HOLE

DWG TITLE

PE4694

NOTES:
1. UNLESS OTHERWISE SPECIFIED ALL DIMENSIONS ARE NOMINAL.
2. ALL SPECIFICATIONS ARE SUBJECT TO CHANGE WITHOUT NOTICE AT ANY TIME.
3. DIMENSIONS ARE IN INCHES [mm].

Pasternack Enterprises, Inc.
P.O. Box 16759 | Irvine | CA | 92623
Phone: (949) 261-1920 | Fax: (949) 261-7451
Website: www.pasternack.com | E-Mail: sales@pasternack.com

CAGE CODE 53919

CAD FILE 062017

SCALE N/A

SIZE A

2233