



RP TNC Female Connector Clamp/Solder Attachment for RG213, RG8, RG215, RG225, RG214, RG393

RF Connectors Technical Data Sheet

PE4683

Configuration

- TNC Female Reverse Polarity Connector
- 50 Ohms
- Straight Body Geometry
- RG213, RG8, RG215, RG225, RG214, RG393 Interface Type
- Clamp/Solder Attachment

Features

- Silver Plated Contact
- Reverse Polarity

Applications

- General Purpose Test
- Custom Cable Assemblies

Description

Pasternack's PE4683 RP TNC female connector with clamp/solder attachment for RG213, RG8, RG215, RG225, RG214 and RG393 is part of our full line of RF components available for same-day shipping. The female reverse polarity configuration uses a female connector body with a male inner contact pin.

Our reverse polarity TNC female connector PE4683 datasheet specifications and drawing with dimensions are shown below in this PDF. Pasternack's broad catalog of RF, microwave and millimeter wave connectors allows designers to configure and customize their signal connections however they like. Whether the need is to provide an I/O for a board design, or simply create a custom cable assembly configuration, Pasternack has the right connector for the job. Pasternack can also expertly build your custom cable assemblies for you and ship same-day.

Mechanical Specifications

| | |
|-------------|---------------------|
| Size | |
| Length | 1.525 in [38.74 mm] |
| Width/Dia. | 0.75 in [19.05 mm] |
| Weight | 0.089 lbs [40.37 g] |

Material Specifications

| Description | Material | Plating |
|-------------|----------|---------|
| Contact | | Silver |
| Insulation | PTFE | |
| Body | Brass | Nickel |

Click the following link (or enter part number in "SEARCH" on website) to obtain additional part information including price, inventory and certifications: [RP TNC Female Connector Clamp/Solder Attachment for RG213, RG8, RG215, RG225, RG214, RG393 PE4683](#)



RP TNC Female Connector Clamp/Solder Attachment for RG213, RG8, RG215, RG225, RG214, RG393

RF Connectors Technical Data Sheet

PE4683

Compliance Certifications (see [product page](#) for current document)

Plotted and Other Data

Notes:

RP TNC Female Connector Clamp/Solder Attachment for RG213, RG8, RG215, RG225, RG214, RG393 from Pasternack Enterprises has same day shipment for domestic and International orders. Our RF, microwave and millimeter wave products maintain a 99% availability and are part of the broadest selection in the industry.

Click the following link (or enter part number in "SEARCH" on website) to obtain additional part information including price, inventory and certifications: [RP TNC Female Connector Clamp/Solder Attachment for RG213, RG8, RG215, RG225, RG214, RG393 PE4683](#)

URL: <https://www.pasternack.com/tnc-female-reverse-polarity-rg213-rg214-rg8-rg9-rg225-rg393-connector-pe4683-p.aspx>

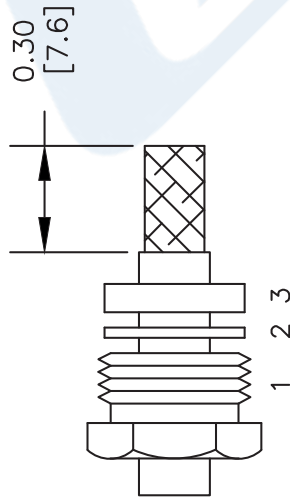
The information contained in this document is accurate to the best of our knowledge and representative of the part described herein. It may be necessary to make modifications to the part and/or the documentation of the part, in order to implement improvements. Pasternack reserves the right to make such changes as required. Unless otherwise stated, all specifications are nominal. Pasternack does not make any representation or warranty regarding the suitability of the part described herein for any particular purpose, and Pasternack does not assume any liability arising out of the use of any part or documentation.

PE4683 CAD Drawing

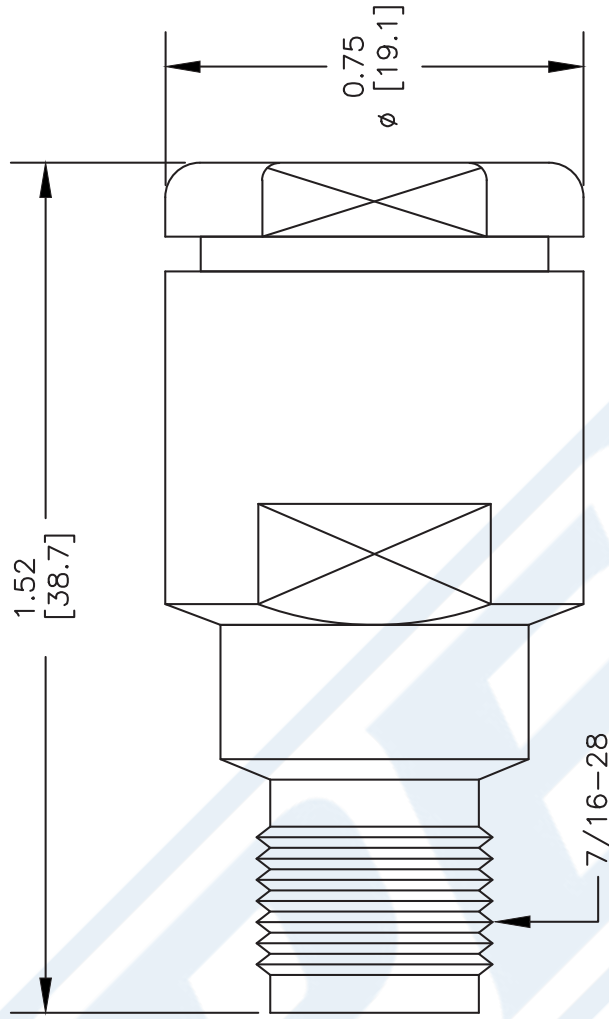
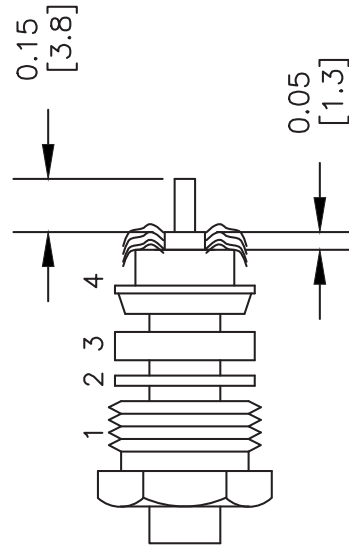
RP TNC Female Connector Clamp/Solder Attachment for
RG213, RG8, RG215, RG225, RG214, RG393

ASSEMBLY PROCEDURES

1. SLIDE CLAMP NUT (1), WASHER (2) & GASKET (3) OVER CABLE. STRIP CABLE AS SHOWN. DO NOT NICK BRAID WHILE CUTTING JACKET. TAPER END OF BRAID TO PERMIT ASSEMBLY OF BRAID CLAMP (4). SLIDE BRAID CLAMP (4) OVER BRAID & SEAT AGAINST CABLE.



2. FORM BRAID OVER CLAMP NUT (4). TRIM BRAID BACK TO SHOULDER. CUT DIELECTRIC & CENTER CONDUCTOR TO DIMENSION SHOWN. DO NOT NICK CENTER CONDUCTOR. SOLDER CONTACT TO CENTER CONDUCTOR. REMOVE EXCESS SOLDER. DO NOT OVER HEAT DIELECTRIC. INSERT CABLE ASSEMBLY INTO BODY & TIGHTEN



NOTES:
1. UNLESS OTHERWISE SPECIFIED ALL DIMENSIONS ARE NOMINAL.
2. ALL SPECIFICATIONS ARE SUBJECT TO CHANGE WITHOUT NOTICE AT ANY TIME.
3. DIMENSIONS ARE IN INCHES [mm].
4. FITS MIL-C-17 AND EQUIVALENT CABLES.

DWG TITLE

PE4683

FSCM NO. 53919

XXXX

SIZE A

SCALE N/A

CAD FILE 060302

PE PASTERNAK®

Pasternack Enterprises, Inc.
P.O. Box 16759 | Irvine | CA | 92623
Phone: (949) 261-1920 | Fax: (949) 261-7451
Website: www.pasternack.com | E-Mail: sales@pasternack.com