



N Female Connector Solder Attachment for PE-SR402AL, PE-SR402FL, RG402

RF Connectors Technical Data Sheet

PE4652

Configuration

- N Female Connector
- MIL-STD-348
- 50 Ohms
- Straight Body Geometry
- PE-SR402AL, PE-SR402FL, RG402 Interface Type
- Solder/Solder Attachment

Features

- Gold Plated Contact
- Contact plating according to MIL-G-45204

Applications

- General Purpose Test
- Custom Cable Assemblies

Description

Pasternack's PE4652 type N female connector with solder/solder attachment for PE-SR402AL, PE-SR402FL and RG402 is part of our full line of RF components available for same-day shipping.

Our type N female connector PE4652 datasheet specifications and drawing with dimensions are shown below in this PDF. Pasternack's broad catalog of RF, microwave and millimeter wave connectors allows designers to configure and customize their signal connections however they like. Whether the need is to provide an I/O for a board design, or simply create a custom cable assembly configuration, Pasternack has the right connector for the job. Pasternack can also expertly build your custom cable assemblies for you and ship same-day.

Mechanical Specifications

Size	
Length	1.07 in [27.18 mm]
Width/Dia.	0.625 in [15.88 mm]
Weight	0.055 lbs [24.95 g]

Material Specifications

Description	Material	Plating
Contact		Gold MIL-G-45204
Insulation	PTFE	
Body	Passivated Stainless Steel	QQ-P-35

Environmental Specifications

Temperature	
Operating Range	-65 to +165 deg C

Click the following link (or enter part number in "SEARCH" on website) to obtain additional part information including price, inventory and certifications: [N Female Connector Solder Attachment for PE-SR402AL, PE-SR402FL, RG402 PE4652](#)



N Female Connector Solder Attachment for PE-SR402AL, PE-SR402FL, RG402

RF Connectors Technical Data Sheet

PE4652

Compliance Certifications (see [product page](#) for current document)

Plotted and Other Data

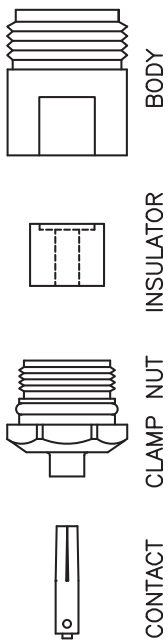
Notes:

N Female Connector Solder Attachment for PE-SR402AL, PE-SR402FL, RG402 from Pasternack Enterprises has same day shipment for domestic and International orders. Our RF, microwave and millimeter wave products maintain a 99% availability and are part of the broadest selection in the industry.

Click the following link (or enter part number in "SEARCH" on website) to obtain additional part information including price, inventory and certifications: [N Female Connector Solder Attachment for PE-SR402AL, PE-SR402FL, RG402 PE4652](#)

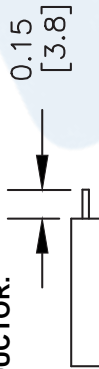
URL: <https://www.pasternack.com/n-female-standard-pe-sr402al-pe-sr402fl-rg402-connector-pe4652-p.aspx>

The information contained in this document is accurate to the best of our knowledge and representative of the part described herein. It may be necessary to make modifications to the part and/or the documentation of the part, in order to implement improvements. Pasternack reserves the right to make such changes as required. Unless otherwise stated, all specifications are nominal. Pasternack does not make any representation or warranty regarding the suitability of the part described herein for any particular purpose, and Pasternack does not assume any liability arising out of the use of any part or documentation.

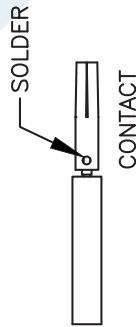


ASSEMBLY PROCEDURES

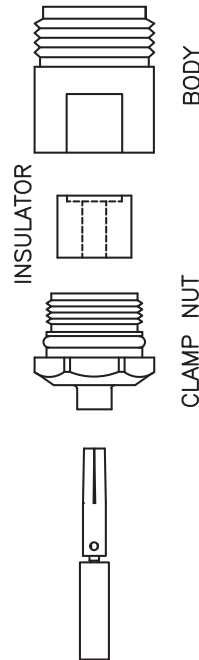
1. STRIP CABLE AS SHOWN. DO NOT NICK CENTER CONDUCTOR.



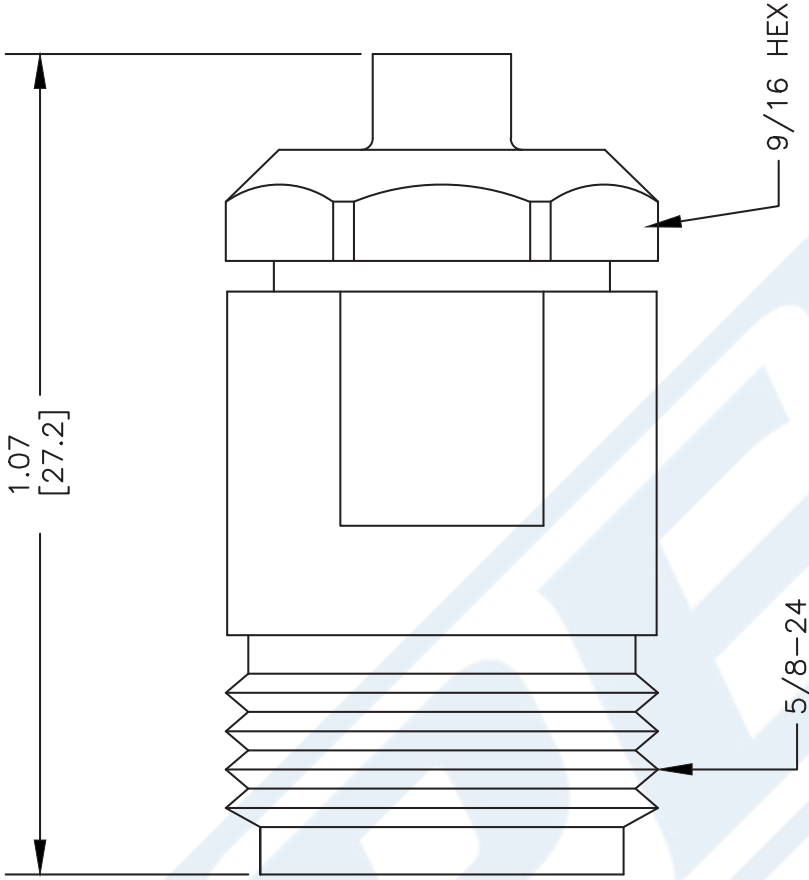
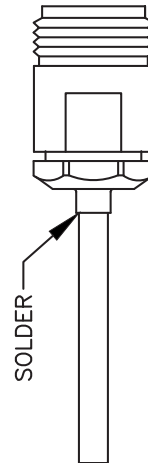
2. SOLDER CONTACT TO CENTER CONDUCTOR.



3. ASSEMBLE CLAMP NUT, INSULATOR AND BODY TOGETHER. INSERT CABLE THROUGH CLAMP NUT UNTIL IT BOTTOMS OUT.



4. SOLDER OUTER CONDUCTOR TO CLAMP NUT AND TIGHTEN CLAMP NUT TO BODY.



PASTERNAK®

Pasternack Enterprises, Inc.
P.O. Box 16759 | Irvine | CA | 92623
Phone: (949) 261-1920 | Fax: (949) 261-7451
Website: www.pasternack.com | E-Mail: sales@pasternack.com

DWG TITLE

PE4652

NOTES:
1. UNLESS OTHERWISE SPECIFIED ALL DIMENSIONS ARE NOMINAL.
2. ALL SPECIFICATIONS ARE SUBJECT TO CHANGE WITHOUT NOTICE AT ANY TIME.
3. DIMENSIONS ARE IN INCHES [mm].
4. FITS MIL-C-17 AND EQUIVALENT CABLES.

REV. A FSCM NO. 53919

SCALE N/A

SIZE A

127