



75 Ohm BNC Female Bulkhead Connector Clamp/Solder Attachment For RG11, RG216, .480 inch D Hole

TECHNICAL DATA SHEET

PE4636

75 Ohm BNC Female Bulkhead Connector Clamp/Solder Attachment For RG11, RG216, .480 inch D Hole

Configuration

Connector	BNC Female
Connector Interface Type	RG11, RG216
Cable Attachment Method (Shield/Contact)	Clamp/Solder
Body Style	Straight
Mount Method	Bulkhead

Electrical Specifications

Impedance, Ohms	75
-----------------	----

Mechanical Specifications

Size

Length, in [mm]	1.53 [38.86]
Width/Dia., in [mm]	0.75 [19.05]
Weight, lbs [g]	0.082 [37.19]

Connector

Type	BNC Female
Contact Material and Plating	Silver
Body Material and Plating	Brass, Nickel
Dielectric Type	Teflon

Compliance Certifications (visit www.Pasternack.com for current document)

RoHS Compliant	Yes
----------------	-----

Plotted and Other Data

Notes:	Values at 25 °C, sea level
--------	----------------------------

75 Ohm BNC Female Bulkhead Connector Clamp/Solder Attachment For RG11, RG216, .480 inch D Hole from Pasternack Enterprises has same day shipment for domestic and International orders. Our RF, microwave and fiber optic products maintain a 99% availability and are part of the broadest selection in the industry.

Click the following link (or enter part number in "SEARCH" on website) to obtain additional part information including price, inventory and certifications: [75 Ohm BNC Female Bulkhead Connector Clamp/Solder Attachment For RG11, RG216, .480 inch D Hole PE4636](http://www.pasternack.com/bnc-female-standard-rg11-rg216-connector-pe4636-p.aspx)

URL: <http://www.pasternack.com/bnc-female-standard-rg11-rg216-connector-pe4636-p.aspx>

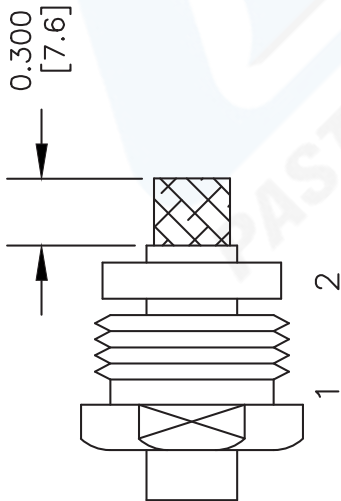
The information contained in this document is accurate to the best of our knowledge and representative of the part described herein. It may be necessary to make modifications to the part and/or the documentation of the part, in order to implement improvements. Pasternack reserves the right to make such changes as required. Unless otherwise stated, all specifications are nominal.

PE4636 CAD Drawing

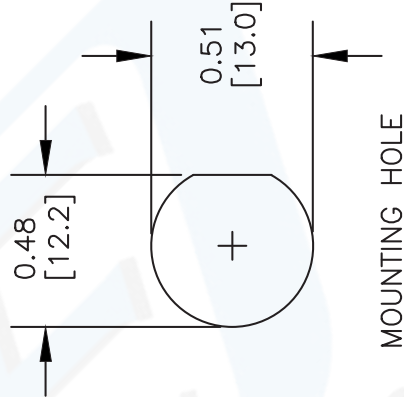
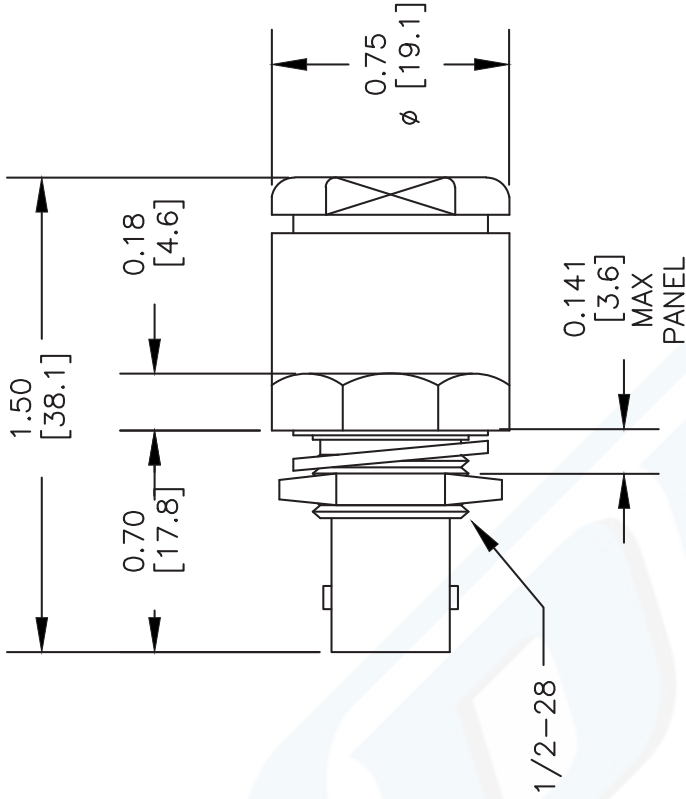
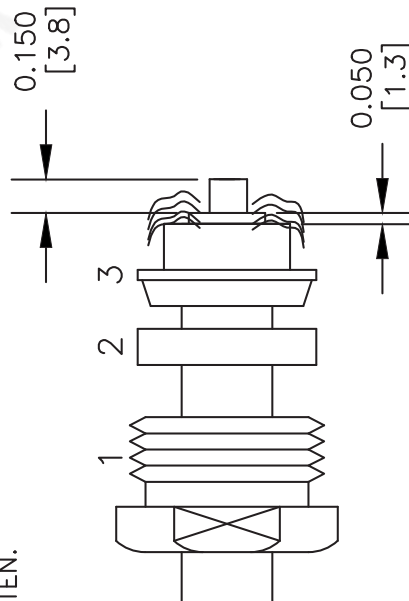
75 Ohm BNC Female Bulkhead Connector Clamp/Solder
Attachment For RG11, RG216, .480 inch D Hole

ASSEMBLY PROCEDURES

1. SLIDE CLAMP NUT (1) & GASKET (2) OVER CABLE. STRIP CABLE AS SHOWN. DO NOT NICK BRAID WHILE CUTTING JACKET. TAPER END OF BRAID TO PERMIT ASSEMBLY OF BRAID CLAMP (3) SLIDE BRAID CLAMP(3) OVER BRAID & SEAT AGAINST CABLE.



2. FORM BRAID OVER CLAMP NUT (3). TRIM BRAID BACK TO SHOULDER. CUT DIELECTRIC TO DIMENSION SHOWN. DO NOT NICK TO CENTER CONDUCTOR. SOLDER CONTACT TO CENTER CONDUCTOR. REMOVE EXCESS SOLDER. DO NOT OVER HEAT DIELECTRIC. INSERT CABLE ASSEMBLY INTO BODY & TIGHTEN.



DWG TITLE

PE4636

NOTES:
1. UNLESS OTHERWISE SPECIFIED ALL DIMENSIONS ARE NOMINAL.
2. ALL SPECIFICATIONS ARE SUBJECT TO CHANGE WITHOUT NOTICE AT ANY TIME.
3. DIMENSIONS ARE IN INCHES [mm].
4. FITS MIL-C-17 AND EQUIVALENT CABLES.

FSCM NO. 53919

CAD FILE 042110

SCALE N/A

SIZE A

147

PE PASTERNAK®

Pasternack Enterprises, Inc.
P.O. Box 16759 | Irvine | CA | 92623
Phone: (949) 261-1920 | Fax: (949) 261-7451
Website: www.pasternack.com | E-Mail: sales@pasternack.com