



## 7/16 DIN Male Connector Clamp/Solder Attachment for RG393, RG214, RG225, RG215, RG8

### RF Connectors Technical Data Sheet

PE4567

#### Configuration

- 7/16 DIN Male Connector
- IEC 169-4
- 50 Ohms
- Straight Body Geometry
- Connector Interface Types: RG393, RG214, RG225, RG215, RG8
- 32 mm Hex

#### Features

- Max. Operating Frequency 1 GHz
- Good VSWR of 1.3:1
- Gold Plated Brass Contact
- 30 µin minimum contact plating

#### Applications

- General Purpose Test
- Custom Cable Assemblies

#### Description

Pasternack's PE4567 7/16 DIN male connector with clamp/solder attachment for RG393, RG214, RG225, RG215 and RG8 is part of our full line of RF components available for same-day shipping. Our 7/16 DIN male connector operates up to a maximum frequency of 1 GHz and offers good VSWR of 1.3:1.

Our 7/16 DIN male connector PE4567 datasheet specifications and drawing with dimensions are shown below in this PDF. Pasternack's broad catalog of RF, microwave and millimeter wave connectors allows designers to configure and customize their signal connections however they like. Whether the need is to provide an I/O for a board design, or simply create a custom cable assembly configuration, Pasternack has the right connector for the job. Pasternack can also expertly build your custom cable assemblies for you and ship same-day.

#### Electrical Specifications

Description	Minimum	Typical	Maximum	Units
Frequency Range	DC		1,000	MHz
VSWR			1.3:1	
Operating Voltage (AC)			2,700	Vrms

#### Mechanical Specifications

<b>Size</b>	
Length	1.5 in [38.1 mm]
Width/Dia.	1.25 in [31.75 mm]
Weight	0.227 lbs [102.97 g]
Mating Torque	221 to 265 in-lbs [24.97 to 29.95 Nm]

Click the following link (or enter part number in "SEARCH" on website) to obtain additional part information including price, inventory and certifications: [7/16 DIN Male Connector Clamp/Solder Attachment for RG393, RG214, RG225, RG215, RG8 PE4567](#)



## 7/16 DIN Male Connector Clamp/Solder Attachment for RG393, RG214, RG225, RG215, RG8

### RF Connectors Technical Data Sheet

PE4567

#### Material Specifications

Description	Material	Plating
Contact	Brass	Gold 30 µin minimum
Insulation	PTFE	
Body	Brass	Nickel 100 µin minimum
Coupling Nut	Brass	Nickel 100 µin minimum

#### Mechanical Specification Notes:

When attaching the connector to the cable use a clamp torque value of 60 to 65 in-lbs [6.78 to 7.34 Nm]

#### Environmental Specifications

##### Temperature

Operating Range -55 to +155 deg C

**Compliance Certifications** (see [product page](#) for current document)

#### Plotted and Other Data

Notes:

Click the following link (or enter part number in "SEARCH" on website) to obtain additional part information including price, inventory and certifications: [7/16 DIN Male Connector Clamp/Solder Attachment for RG393, RG214, RG225, RG215, RG8 PE4567](#)

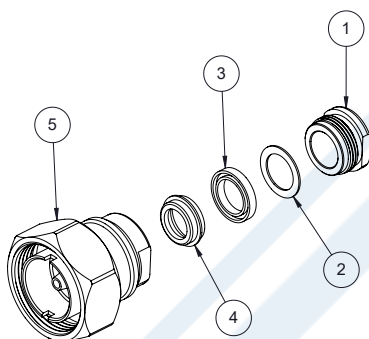


## 7/16 DIN Male Connector Clamp/Solder Attachment for RG393, RG214, RG225, RG215, RG8

### RF Connectors Technical Data Sheet

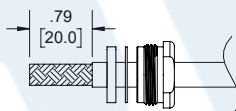
PE4567

#### Assembly Instruction

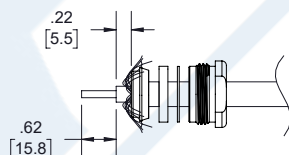


#### ASSEMBLY PROCEDURES

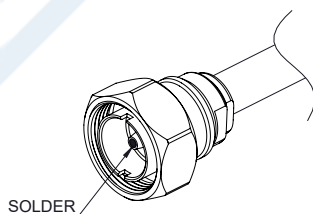
1. SLIDE CLAMP NUT (1), WASHER (2) & GASKET (3) OVER CABLE. STRIP AS SHOWN. DO NOT NICK BRAID WHILE CUTTING JACKET. TAPER END OF BRAID TO CABLE PERMIT ASSEMBLY OF BRAID CLAMP (4).



2. SLIDE BRAID CLAMP (4) OVER BRAID & SEAT AGAINST CABLE. FORM BRAID OVER CLAMP NUT (1) TRIM BRAID BACK TO SHOULDER. CUT DIELECTRIC & CENTER CONDUCTOR TO DIMENSION SHOWN. DO NOT NICK CENTER CONDUCTOR. INSERT CABLE INTO BODY AND TIGHTEN.



3. SOLDER CENTER CONDUCTOR TO CENTER PIN FROM THE END. REMOVE EXCESS SOLDER FOR A FLUSHED FINISH.



Click the following link (or enter part number in "SEARCH" on website) to obtain additional part information including price, inventory and certifications: [7/16 DIN Male Connector Clamp/Solder Attachment for RG393, RG214, RG225, RG215, RG8 PE4567](#)



## 7/16 DIN Male Connector Clamp/Solder Attachment for RG393, RG214, RG225, RG215, RG8

### RF Connectors Technical Data Sheet

PE4567

7/16 DIN Male Connector Clamp/Solder Attachment for RG393, RG214, RG225, RG215, RG8 from Pasternack Enterprises has same day shipment for domestic and International orders. Our RF, microwave and millimeter wave products maintain a 99.4% availability and are part of the broadest selection in the industry.

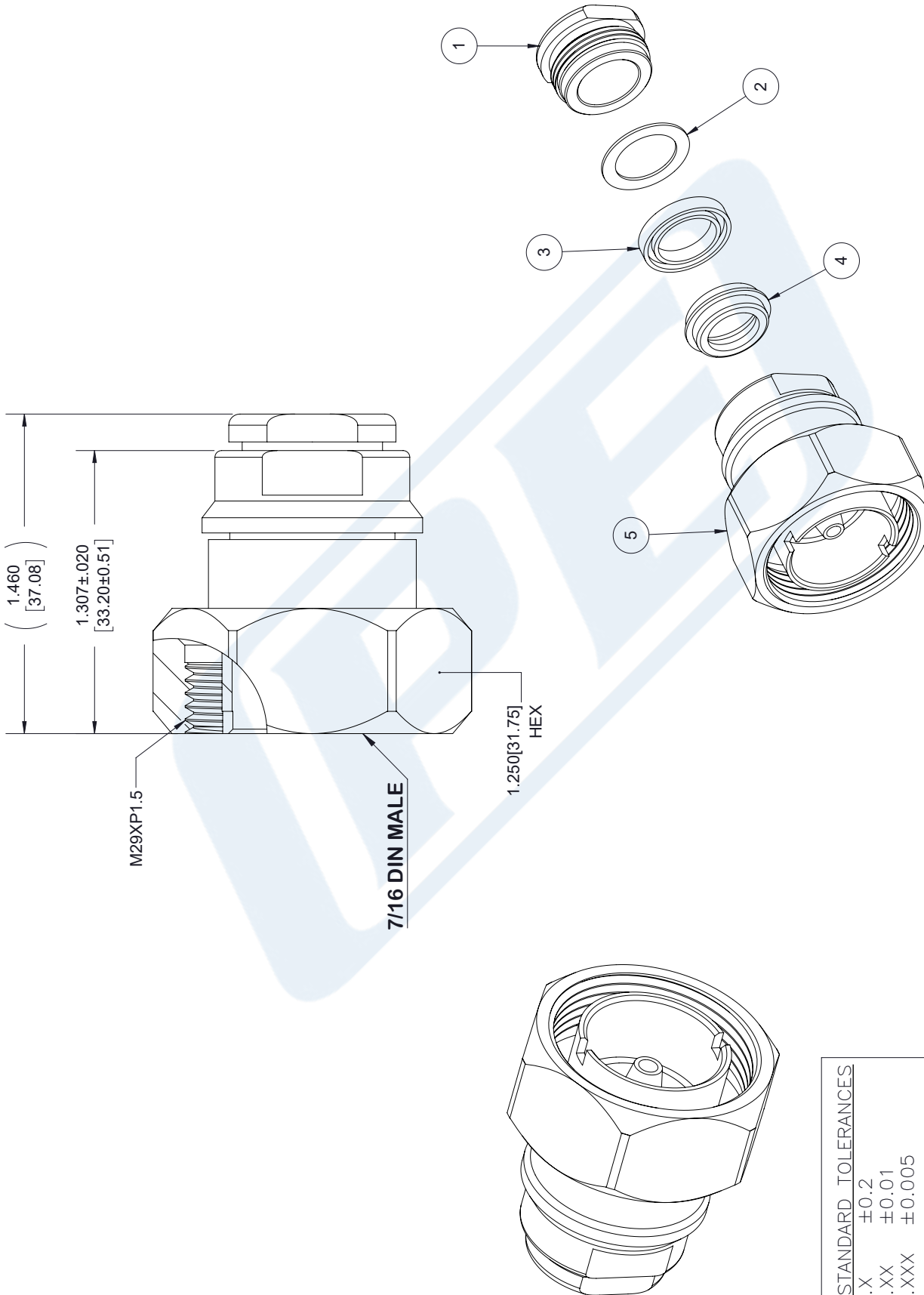
Click the following link (or enter part number in "SEARCH" on website) to obtain additional part information including price, inventory and certifications: [7/16 DIN Male Connector Clamp/Solder Attachment for RG393, RG214, RG225, RG215, RG8 PE4567](https://www.pasternack.com/7-16-male-rg213-rg214-rg8-rg9-rg225-rg393-connector-pe4567-p.aspx)

URL: <https://www.pasternack.com/7-16-male-rg213-rg214-rg8-rg9-rg225-rg393-connector-pe4567-p.aspx>

The information contained in this document is accurate to the best of our knowledge and representative of the part described herein. It may be necessary to make modifications to the part and/or the documentation of the part, in order to implement improvements. Pasternack reserves the right to make such changes as required. Unless otherwise stated, all specifications are nominal. Pasternack does not make any representation or warranty regarding the suitability of the part described herein for any particular purpose, and Pasternack does not assume any liability arising out of the use of any part or documentation.

# PE4567 CAD Drawing

7/16 DIN Male Connector Clamp/Solder Attachment for  
RG393, RG214, RG225, RG215, RG8



STANDARD TOLERANCES
.X ±0.2
.XX ±0.01
.XXX ±0.005

\*STANDARD TOLERANCES APPLY  
ONLY TO DIMENSIONS IN INCHES



Pasternack Enterprises, Inc.  
P.O. Box 16759 | Irvine | CA | 92623  
Phone: (949) 261-1920 | Fax: (949) 261-7451  
Website: [www.pasternack.com](http://www.pasternack.com) | E-Mail: [sales@pasternack.com](mailto:sales@pasternack.com)

DWG TITLE

PE4567

NOTES:  
1. UNLESS OTHERWISE SPECIFIED ALL DIMENSIONS ARE NOMINAL.  
2. ALL SPECIFICATIONS ARE SUBJECT TO CHANGE WITHOUT NOTICE AT ANY TIME.  
3. DIMENSIONS ARE IN INCHES [mm].