



SSMC Plug Connector Clamp/Solder Attachment for PE-SR405AL, PE-SR405FL, PE-SR405FLJ, PE-SR405TN, RG405

RF Connectors Technical Data Sheet

PE45365

Configuration

- SSMC Plug Connector
- 50 Ohms
- Straight Body Geometry
- PE-SR405AL, PE-SR405FL, PE-SR405FLJ, PE-SR405TN, RG405 Interface Type
- Clamp/Solder Attachment

Features

- Max. Operating Frequency 12.4 GHz
- Good VSWR of 1.38:1
- Gold Plated Beryllium Copper Contact
- Contact plating according to MIL-G-45204
- Reliable threaded coupling
- Small SSMC connector form factor (50% smaller than SMA, radially)
- IEC 60169-20 SSMC connector interface
- In stock and ready to ship

Applications

- General Purpose Test
- Custom Cable Assemblies
- Avionics
- A/D Modules
- Data Acquisition
- Software defined radio (SDR)
- RADAR/SONAR
- Ultra Wideband Digital Receivers
- Medical equipment

Description

Pasternack's PE45365 SSMC plug connector with clamp/solder attachment for PE-SR405AL, PE-SR405FL, PE-SR405FLJ, PE-SR405TN and RG405 is part of our full line of RF components available for same-day shipping. Our SSMC plug connector operates up to a maximum frequency of 12.4 GHz and offers good VSWR of 1.38:1.

Our SSMC plug connector PE45365 datasheet specifications and drawing with dimensions are shown below in this PDF. Pasternack's broad catalog of RF, microwave and millimeter wave connectors allows designers to configure and customize their signal connections however they like. Whether the need is to provide an I/O for a board design, or simply create a custom cable assembly configuration, Pasternack has the right connector for the job. Pasternack can also expertly build your custom cable assemblies for you and ship same-day.

Electrical Specifications

| Description | Minimum | Typical | Maximum | Units |
|---------------------------------|---------|---------|---------|-------|
| Frequency Range | DC | | 12.4 | GHz |
| VSWR | | | 1.38:1 | |
| Insertion Loss | | | 0.3 | dB |
| Operating Voltage (AC) | | | 250 | Vrms |
| High Potential Voltage 5 MHz | | | 400 | Vrms |
| Inner Conductor DC Resistance | | | 4 | mOhms |
| Outer Conductor DC Resistance | | | 1 | mOhms |
| Insulation Resistance | 1,000 | | | MOhms |
| RF Leakage | -50 | | | dB |

Click the following link (or enter part number in "SEARCH" on website) to obtain additional part information including price, inventory and certifications: [SSMC Plug Connector Clamp/Solder Attachment for PE-SR405AL, PE-SR405FL, PE-SR-405FLJ, PE-SR405TN, RG405 PE45365](#)



SSMC Plug Connector Clamp/Solder Attachment for PE-SR405AL, PE-SR405FL, PE-SR405FLJ, PE-SR405TN, RG405

RF Connectors Technical Data Sheet

PE45365

Mechanical Specifications

Size

Length

0.53 in [13.46 mm]

Width/Dia.

0.156 in [3.96 mm]

Mating Cycles

500 Cycles

Mating Torque

1.75 to 2 in-lbs [0.20 to 0.23 Nm]

Material Specifications

| Description | Material | Plating |
|--------------|------------------|---------------------|
| Contact | Beryllium Copper | Gold MIL-G-45204 |
| Insulation | Teflon | |
| Body | Beryllium Copper | Gold MIL-G-45204 |
| Coupling Nut | Beryllium Copper | Gold MIL-G-45204 |

Environmental Specifications

Temperature

Operating Range

-65 to +165 deg C

Shock

Method 213, Condition B, 75G @6ms @1/2 sine

Vibration

Method 204, Condition D (20G)

Salt Spray

Method 101, Condition B, 5% salt solution

Compliance Certifications (see [product page](#) for current document)

Plotted and Other Data

Notes:

Click the following link (or enter part number in "SEARCH" on website) to obtain additional part information including price, inventory and certifications: [SSMC Plug Connector Clamp/Solder Attachment for PE-SR405AL, PE-SR405FL, PE-SR-405FLJ, PE-SR405TN, RG405 PE45365](#)



SSMC Plug Connector Clamp/Solder Attachment for PE-SR405AL, PE-SR405FL, PE-SR405FLJ, PE-SR405TN, RG405

RF Connectors Technical Data Sheet

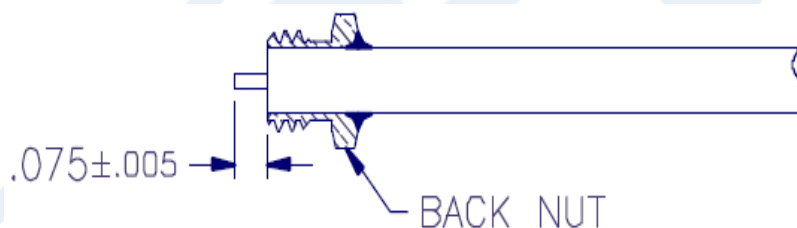
PE45365

Assembly Instruction

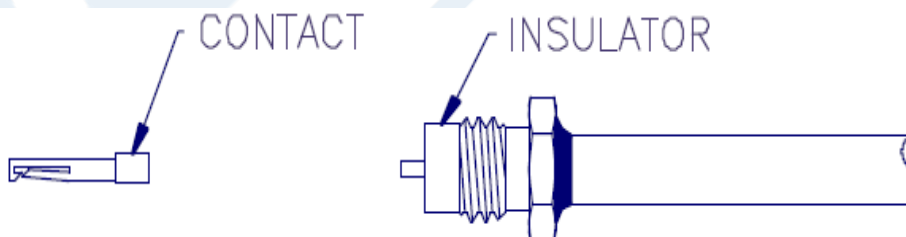
Assembly Instructions



1. TRIM CABLE JACKET ONLY, AS SHOWN ABOVE.



2. SLIDE BACK NUT ONTO CABLE UNTIL TRIMMED END OF JACKET IS FLUSH WITH FRONT OF NUT. SOLDER NUT TO CABLE.
3. TRIM DIELECTRIC AS SHOWN.



4. INSTALL INSULATOR OVER CABLE CENTER CONDUCTOR.
5. SOLDER CONTACT TO CENTER CONDUCTOR.
6. INSERT CABLE ASSEMBLY INTO CONNECTOR BODY AND TIGHTEN TO 35-45 INCH-OUNCES TORQUE.

Click the following link (or enter part number in "SEARCH" on website) to obtain additional part information including price, inventory and certifications: [SSMC Plug Connector Clamp/Solder Attachment for PE-SR405AL, PE-SR405FL, PE-SR-405FLJ, PE-SR405TN, RG405 PE45365](#)



SSMC Plug Connector Clamp/Solder Attachment for PE-SR405AL, PE-SR405FL, PE-SR405FLJ, PE-SR405TN, RG405

RF Connectors Technical Data Sheet

PE45365

SSMC Plug Connector Clamp/Solder Attachment for PE-SR405AL, PE-SR405FL, PE-SR405FLJ, PE-SR405TN, RG405 from Pasternack Enterprises has same day shipment for domestic and International orders. Our RF, microwave and millimeter wave products maintain a 99.4% availability and are part of the broadest selection in the industry.

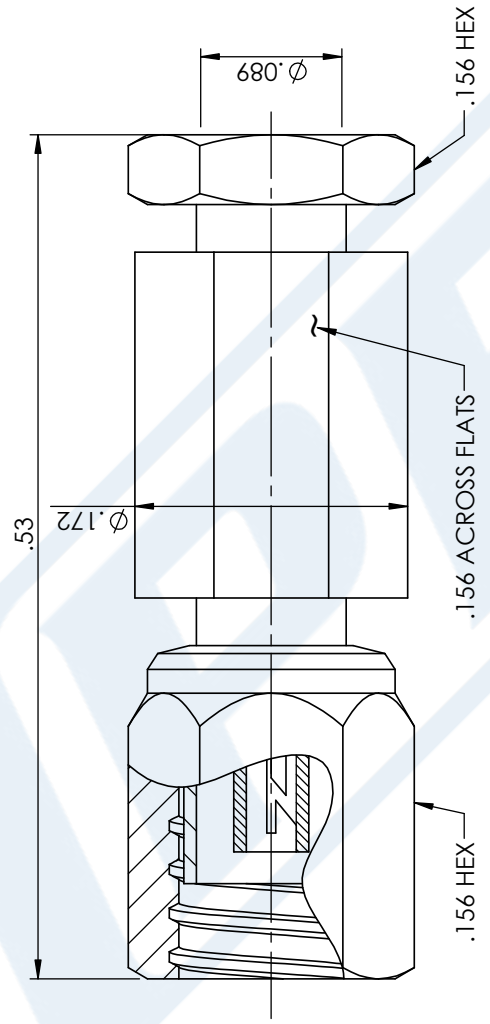
Click the following link (or enter part number in "SEARCH" on website) to obtain additional part information including price, inventory and certifications: [SSMC Plug Connector Clamp/Solder Attachment for PE-SR405AL, PE-SR405FL, PE-SR405FLJ, PE-SR405TN, RG405 PE45365](https://www.pasternack.com/ssmc-plug-pe-sr405al-pe-sr405fl-pe-sr405tn-rg405-connector-pe45365-p.aspx)

URL: <https://www.pasternack.com/ssmc-plug-pe-sr405al-pe-sr405fl-pe-sr405tn-rg405-connector-pe45365-p.aspx>

The information contained in this document is accurate to the best of our knowledge and representative of the part described herein. It may be necessary to make modifications to the part and/or the documentation of the part, in order to implement improvements. Pasternack reserves the right to make such changes as required. Unless otherwise stated, all specifications are nominal. Pasternack does not make any representation or warranty regarding the suitability of the part described herein for any particular purpose, and Pasternack does not assume any liability arising out of the use of any part or documentation.

PE45365 CAD Drawing

SSMC Plug Connector Clamp/Solder Attachment for PE-SR405AL,
PE-SR405FL, PE-SR405FLJ, PE-SR405TN, RG405



| STANDARD TOLERANCES | |
|---------------------|--------|
| .X | ±0.2 |
| .XX | ±0.01 |
| .XXX | ±0.005 |

*STANDARD TOLERANCES APPLY
ONLY TO DIMENSIONS IN INCHES

PE
THE ENGINEER'S RF SOURCE

Pasternack Enterprises, Inc.
P.O. Box 16759 | Irvine | CA | 92623
Phone: (949) 261-1920 | **Fax:** (949) 261-7451
Website: www.pasternack.com | **E-Mail:** sales@pasternack.com

| | |
|-----------|---------|
| DWG TITLE | PE45365 |
| CAGE CODE | 53919 |

| | | | | | | | |
|---|----------|--------|-------|-----|------|---|--------|
| NOTES: 1. UNLESS OTHERWISE SPECIFIED ALL DIMENSIONS ARE NOMINAL. 2. ALL SPECIFICATIONS ARE SUBJECT TO CHANGE WITHOUT NOTICE AT ANY TIME. 3. DIMENSIONS ARE IN INCHES [mm]. | CAD FILE | 052217 | SCALE | N/A | SIZE | A | GF0006 |
|---|----------|--------|-------|-----|------|---|--------|