



4.3-10 Male Low PIM Push-On Connector Solder Attachment for RG402, PE-SR402AL, PE-SR402FL, PE-SR402FLJ, IP67 Rated

RF Connectors Technical Data Sheet

PE45301

Configuration

- Push-On 4.3-10 Male Connector
- Straight Body Geometry
- RG402, PE-SR402AL, PE-SR402FL, PE-SR402FLJ

- Interface Type
- Solder/Solder Attachment
 - Low PIM Design

Features

- Max. Operating Frequency 6 GHz
- Excellent VSWR of 1.08:1
- PIM levels lower than -166 dBc
- Silver Plated Brass Contact
- IP 67 (Mated)
- Low Coupling Torque
- Corrosion Resistant Tri-Metal Finish
- Low-PIM rating of -166 dBc

Applications

- General Purpose Test
- Wireless Communications
- Custom Cable Assemblies
- Low PIM Applications
- Mobile Communications Systems
- Base Stations
- Distributed Antenna Systems (DAS)
- Small Cells
- Feeder Cables

Description

Pasternack's PE45301 4.3-10 male push-on connector with solder/solder attachment for RG402, PE-SR402AL, PE-SR402FL and PE-SR402FLJ is part of our full line of RF components available for same-day shipping. Our 4.3-10 male connector operates up to a maximum frequency of 6 GHz and offers excellent VSWR of 1.08:1. The 4.3-10 male connector also has low passive intermodulation of -166 dBc. The connector has an IP67 rating to protect against dust and temporary moisture protection under immersion conditions.

Our 4.3-10 male connector PE45301 datasheet specifications and drawing with dimensions are shown below in this PDF. Pasternack's broad catalog of RF, microwave and millimeter wave connectors allows designers to configure and customize their signal connections however they like. Whether the need is to provide an I/O for a board design, or simply create a custom cable assembly configuration, Pasternack has the right connector for the job. Pasternack can also expertly build your custom cable assemblies for you and ship same-day.

Electrical Specifications

Description	Minimum	Typical	Maximum	Units
Frequency Range	DC		6	GHz
VSWR			1.08:1	
Insertion Loss			0.13	dB
Passive Intermodulation		-166		dBc
Operating Voltage (AC)			335	Vrms
Dielectric Withstanding Voltage (AC)			1,000	Vrms
Insulation Resistance	5,000			MOhms

Click the following link (or enter part number in "SEARCH" on website) to obtain additional part information including price, inventory and certifications: [4.3-10 Male Low PIM Push-On Connector Solder Attachment for RG402, PE-SR402AL, PE-SR402FL, PE-SR402FLJ, IP67 Rated PE45301](#)



4.3-10 Male Low PIM Push-On Connector Solder Attachment for
RG402, PE-SR402AL, PE-SR402FL, PE-SR402FLJ, IP67 Rated

RF Connectors Technical Data Sheet

PE45301

Mechanical Specifications

Size

Length	0.88 in [22.35 mm]
Width/Dia.	1 in [25.40 mm]
Weight	0.068 lbs [30.84 g]
Mating Cycles	100 Cycles

Material Specifications

Description	Material	Plating
Contact	Brass	Silver
Insulation	PTFE	
Body	Brass	Tri-Metal
Coupling Nut	Brass	Tri-Metal
Gasket	EPDM Rubber	

Environmental Specifications

Temperature

Operating Range	-55 to +90 deg C
Ingress Protection (IP) Rating	IP 67 (Mated)

Click the following link (or enter part number in "SEARCH" on website) to obtain additional part information including price, inventory and certifications: [4.3-10 Male Low PIM Push-On Connector Solder Attachment for RG402, PE-SR402AL, PE-SR402FL, PE-SR402FLJ, IP67 Rated PE45301](#)



4.3-10 Male Low PIM Push-On Connector Solder Attachment for RG402, PE-SR402AL, PE-SR402FL, PE-SR402FLJ, IP67 Rated

RF Connectors Technical Data Sheet

PE45301

Compliance Certifications (see [product page](#) for current document)

Plotted and Other Data

Notes:

4.3-10 Male Low PIM Push-On Connector Solder Attachment for RG402, PE-SR402AL, PE-SR402FL, PE-SR402FLJ, IP67 Rated from Pasternack Enterprises has same day shipment for domestic and International orders. Our RF, microwave and millimeter wave products maintain a 99.4% availability and are part of the broadest selection in the industry.

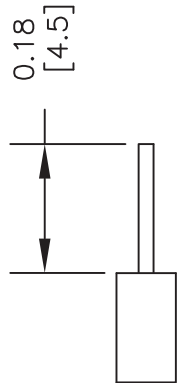
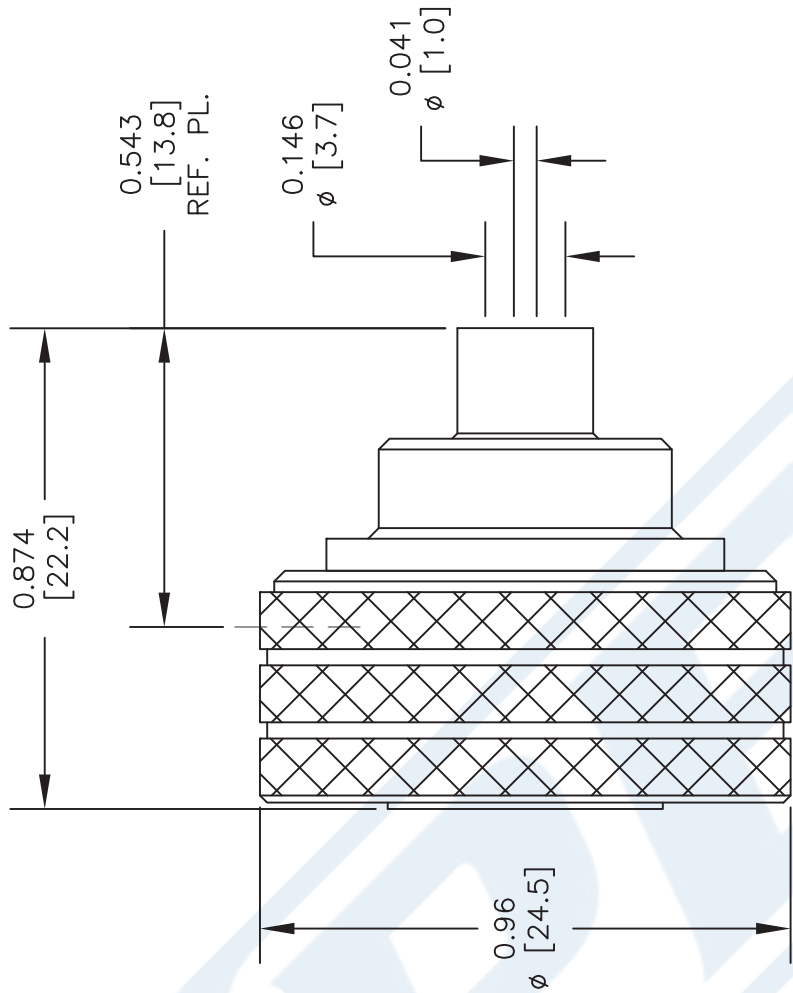
Click the following link (or enter part number in "SEARCH" on website) to obtain additional part information including price, inventory and certifications: [4.3-10 Male Low PIM Push-On Connector Solder Attachment for RG402, PE-SR402AL, PE-SR402FL, PE-SR402FLJ, IP67 Rated PE45301](#)

URL: <https://www.pasternack.com/4.3-10-male-rg402-pe-sr402al-pe-sr402fl-pe-sr402flj-connector-pe45301-p.aspx>

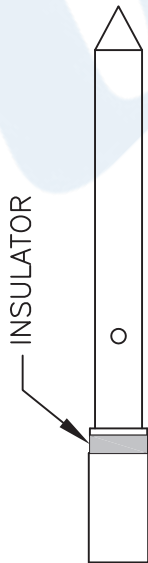
The information contained in this document is accurate to the best of our knowledge and representative of the part described herein. It may be necessary to make modifications to the part and/or the documentation of the part, in order to implement improvements. Pasternack reserves the right to make such changes as required. Unless otherwise stated, all specifications are nominal. Pasternack does not make any representation or warranty regarding the suitability of the part described herein for any particular purpose, and Pasternack does not assume any liability arising out of the use of any part or documentation.

PE45301 CAD Drawing

4.3-10 Male Low PIM Push-On Connector Solder Attachment for RG402,
PE-SR402AL, PE-SR402FL, PE-SR402FLJ, IP67 Rated



(A)



(B)

STRIPPING DIMENSIONS ASSEMBLY PROCEDURES

1. STRIP CABLE AS SHOWN IN (A). DO NOT NICK CENTER CONDUCTOR.
2. PLACE INSULATOR OVER CENTER CONDUCTOR. SOLDER CONTACT TO CENTER CONDUCTOR AS SHOWN IN (B).
3. INSERT CABLE INTO BODY UNTIL OUTER CONDUCTOR BOTTOMS OUT. SOLDER OUTER CONDUCTOR TO BODY.

STANDARD TOLERANCES

.X ±0.2
.XX ±0.1
.XXX ±0.05

*STANDARD TOLERANCES APPLY
ONLY TO DIMENSIONS IN INCHES

PE PASTERNAK®
THE ENGINEER'S RF SOURCE

Pasternack Enterprises, Inc.
P.O. Box 16759 | Irvine | CA | 92623
Phone: (949) 261-1920 | Fax: (949) 261-7451
Website: www.pasternack.com | E-Mail: sales@pasternack.com

DWG TITLE

PE45301

NOTES:
1. UNLESS OTHERWISE SPECIFIED ALL DIMENSIONS ARE NOMINAL.
2. ALL SPECIFICATIONS ARE SUBJECT TO CHANGE WITHOUT NOTICE AT ANY TIME.
3. DIMENSIONS ARE IN INCHES [mm].

CAGE CODE 53919

CAD FILE 011317

SCALE N/A

SIZE A

2233