



C Female Bulkhead Connector Clamp/Solder Attachment For  
RG58, RG55, RG141, RG142, RG223, RG400, .596 inch D Hole

TECHNICAL DATA SHEET

PE44099

**C Female Bulkhead Connector Clamp/Solder Attachment For RG58, RG55, RG141, RG142, RG223, RG400, .596 inch D Hole**

**Configuration**

Connector	C Female
Connector Specification	MIL-C-39012
Connector Interface Type	RG58, RG55, RG141, RG142, RG223, RG400
Cable Attachment Method (Shield/Contact)	Clamp/Solder
Body Style	Straight
Mount Method	Bulkhead

**Electrical Specifications**

Impedance, Ohms	50
-----------------	----

**Mechanical Specifications**

**Temperature**

Operating Range, deg C	-65 to +165
------------------------	-------------

**Size**

Length, in [mm]	1.3 [33.02]
Width/Dia., in [mm]	0.75 [19.05]
Weight, lbs [g]	0.082 [37.19]

**Connector**

Type	C Female
Contact Material and Plating	Silver
Contact Plating Specification	QQ-S-365
Body Material and Plating	Brass, Nickel
Dielectric Type	Teflon

**Compliance Certifications** (visit [www.Pasternack.com](http://www.Pasternack.com) for current document)

RoHS Compliant	Yes
----------------	-----

Click the following link (or enter part number in "SEARCH" on website) to obtain additional part information including price, inventory and certifications: [C Female Bulkhead Connector Clamp/Solder Attachment For RG58, RG55, RG141, RG142, RG223, RG400, .596 inch D Hole PE44099](#)

The information contained in this document is accurate to the best of our knowledge and representative of the part described herein. It may be necessary to make modifications to the part and/or the documentation of the part, in order to implement improvements. Pasternack reserves the right to make such changes as required. Unless otherwise stated, all specifications are nominal.



C Female Bulkhead Connector Clamp/Solder Attachment For  
RG58, RG55, RG141, RG142, RG223, RG400, .596 inch D Hole

TECHNICAL DATA SHEET

PE44099

**Plotted and Other Data**

Notes:

Values at 25 °C, sea level

C Female Bulkhead Connector Clamp/Solder Attachment For RG58, RG55, RG141, RG142, RG223, RG400, .596 inch D Hole from Pasternack Enterprises has same day shipment for domestic and International orders. Our RF, microwave and fiber optic products maintain a 99% availability and are part of the broadest selection in the industry.

Click the following link (or enter part number in "SEARCH" on website) to obtain additional part information including price, inventory and certifications: [C Female Bulkhead Connector Clamp/Solder Attachment For RG58, RG55, RG141, RG142, RG223, RG400, .596 inch D Hole PE44099](http://www.pasternack.com/c-female-standard-rg58-rg55-rg141-rg142-rg223-rg400-connector-pe44099-p.aspx)

URL: <http://www.pasternack.com/c-female-standard-rg58-rg55-rg141-rg142-rg223-rg400-connector-pe44099-p.aspx>

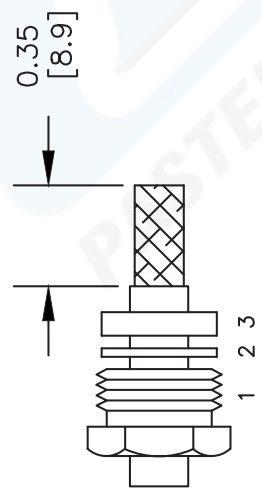
The information contained in this document is accurate to the best of our knowledge and representative of the part described herein. It may be necessary to make modifications to the part and/or the documentation of the part, in order to implement improvements. Pasternack reserves the right to make such changes as required. Unless otherwise stated, all specifications are nominal.

PE44099 CAD Drawing

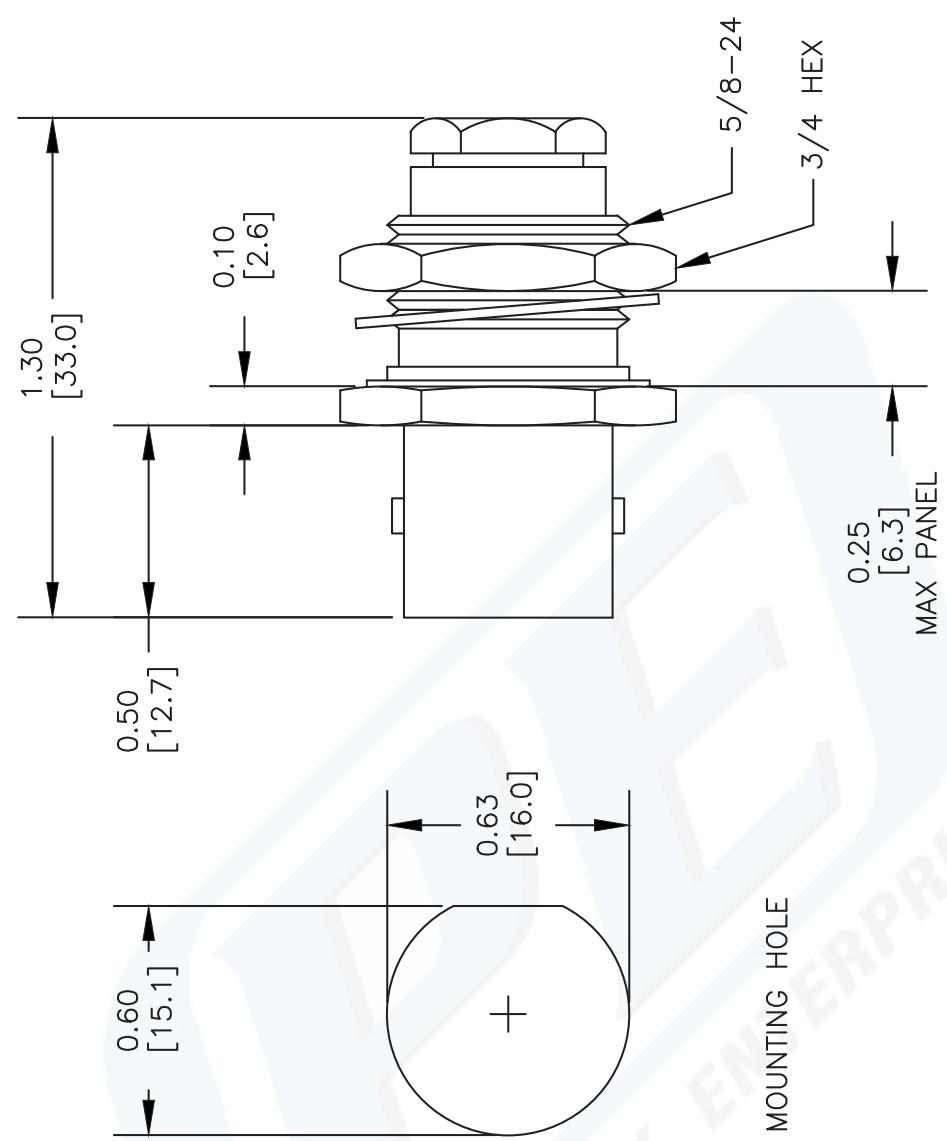
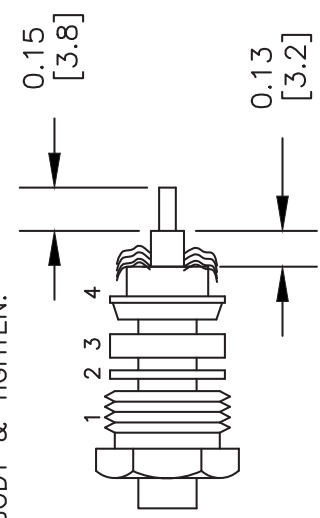
C Female Bulkhead Connector Clamp/Solder Attachment For RG58, RG55, RG141, RG142, RG223, RG400, .596 inch D Hole

ASSEMBLY PROCEDURES

1. SLIDE CLAMP NUT (1), WASHER (2) & GASKET (3) OVER CABLE. STRIP CABLE AS SHOWN. DO NOT NICK BRAID WHILE CUTTING JACKET. TAPER END OF BRAID TO PERMIT ASSEMBLY OF BRAID CLAMP (4). SLIDE BRAID CLAMP (4) OVER BRAID & SEAT AGAINST CABLE.



2. FORM BRAID OVER CLAMP NUT (4). TRIM BRAID BACK TO SHOULDER. CUT DIELECTRIC & CENTER CONDUCTOR TO DIMENSION SHOWN. DO NOT NICK CENTER CONDUCTOR. SOLDER CONTACT TO CENTER CONDUCTOR. REMOVE EXCESS SOLDER. DO NOT OVER HEAT DIELECTRIC. INSERT CABLE ASSEMBLY INTO BODY & TIGHTEN.



NOTES:  
1. UNLESS OTHERWISE SPECIFIED ALL DIMENSIONS ARE NOMINAL.  
2. ALL SPECIFICATIONS ARE SUBJECT TO CHANGE WITHOUT NOTICE AT ANY TIME.  
3. DIMENSIONS ARE IN INCHES [mm].  
4. FITS MIL-C-17 AND EQUIVALENT CABLES.

DWG TITLE  
**PE44099**

FSCM NO. 53919

127

**PE PASTERNAK®**  
Pasternack Enterprises, Inc.  
P.O. Box 16759 | Irvine | CA | 92623  
Phone: (949) 261-1920 | Fax: (949) 261-7451  
Website: www.pasternack.com | E-Mail: sales@pasternack.com