



SHV Jack Bulkhead Mount Connector Clamp/Solder Attachment for RG174, RG316, RG188, .480 inch D Hole

RF Connectors Technical Data Sheet

PE44093

Configuration

- SHV Jack Connector
- MIL-STD-348
- 50 Ohms
- Straight Body Geometry
- RG174, RG316, RG188 Interface Type
- Clamp/Solder Attachment
- Bulkhead

Features

- Silver Plated Brass Contact

Applications

- General Purpose Test
- Rack and Panel Mount Applications
- Custom Cable Assemblies

Description

Pasternack's PE44093 SHV jack bulkhead connector with clamp/solder attachment for RG174, RG316 and RG188 (.480 inch D hole) is part of our full line of RF components available for same-day shipping. This SHV bulkhead connector allows designers to create external connections on their product enclosures, and can be used in a variety of other rack mount and panel mount applications.

Our SHV jack bulkhead connector PE44093 datasheet specifications and drawing with dimensions are shown below in this PDF. Pasternack's broad catalog of RF, microwave and millimeter wave connectors allows designers to configure and customize their signal connections however they like. Whether the need is to provide an I/O for a board design, or simply create a custom cable assembly configuration, Pasternack has the right connector for the job. Pasternack can also expertly build your custom cable assemblies for you and ship same-day.

Electrical Specifications

Description	Minimum	Typical	Maximum	Units
Operating Voltage (AC)			3,500	Vrms
Dielectric Withstanding Voltage (AC)			5,000	Vrms

Mechanical Specifications

Weight 0.082 lbs [37.19 g]

Click the following link (or enter part number in "SEARCH" on website) to obtain additional part information including price, inventory and certifications: [SHV Jack Bulkhead Mount Connector Clamp/Solder Attachment for RG174, RG316, RG188, .480 inch D Hole PE44093](#)



SHV Jack Bulkhead Mount Connector Clamp/Solder
Attachment for RG174, RG316, RG188, .480 inch D Hole

RF Connectors
Technical Data Sheet

PE44093

Material Specifications

Description	Material	Plating
Contact	Brass	Silver
Insulation	PTFE	
Outer Conductor	Brass	Nickel
Body	Brass	Nickel
Gasket	Silicone Rubber	
Washer	Phosphor Bronze	

Environmental Specifications

Temperature

Operating Range

-65 to +165 deg C

Compliance Certifications (see [product page](#) for current document)

Plotted and Other Data

Notes:

Click the following link (or enter part number in "SEARCH" on website) to obtain additional part information including price, inventory and certifications: [SHV Jack Bulkhead Mount Connector Clamp/Solder Attachment for RG174, RG316, RG188, .480 inch D Hole PE44093](#)

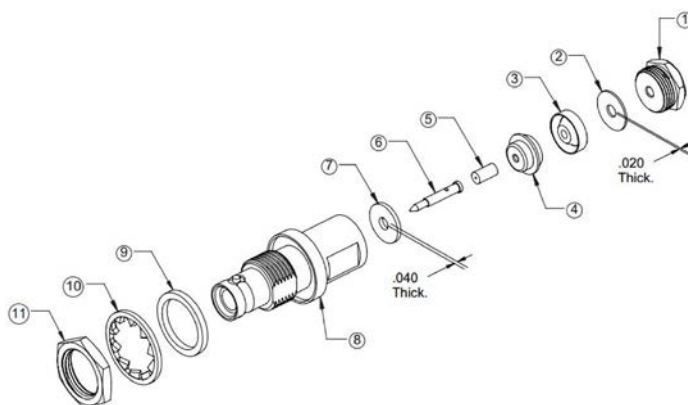
SHV Jack Bulkhead Mount Connector Clamp/Solder Attachment for RG174, RG316, RG188, .480 inch D Hole



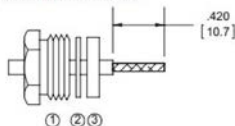
RF Connectors Technical Data Sheet

PE44093

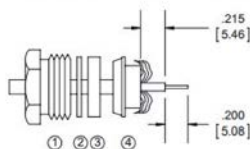
Assembly Instruction



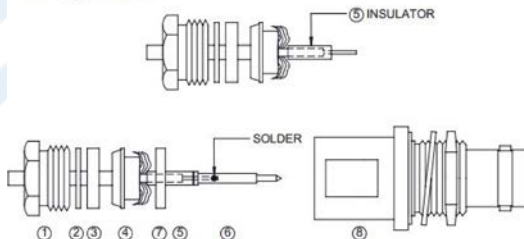
1. SLIDE CLAMP NUT (1), THINNER WASHER (2) & GASKET (3) OVER CABLE. STRIP CABLE AS SHOWN. DO NOT NICK BRAID WHILE CUTTING JACKET. TAPER END OF BRAID TO PERMIT ASSEMBLY OF CLAMP.



2. SLIDE BRAID CLAMP (4) OVER BRAID & SEAT AGAINST CABLE. FORM BRAID OVER CLAMP NUT. TRIM BRAID BACK TO SHOULDER. CUT DIELECTRIC & CENTER CONDUCTOR TO DIMENSION SHOWN. DO NOT NICK CENTER CONDUCTOR



3. SLIDE INSULATOR (5) AGAINST THE BRAID CLAMP. SOLDER CONTACT (6) TO CENTER CONDUCTOR. SLIDE WASHER (7) TO HOLD BRAID IN PLACE. REMOVE EXCESS SOLDER. DO NOT OVER HEAT DIELECTRIC. INSERT CABLE ASSEMBLY INTO BODY (8) & TIGHTEN.



Click the following link (or enter part number in "SEARCH" on website) to obtain additional part information including price, inventory and certifications: [SHV Jack Bulkhead Mount Connector Clamp/Solder Attachment for RG174, RG316, RG188, .480 inch D Hole PE44093](#)



SHV Jack Bulkhead Mount Connector Clamp/Solder Attachment for RG174, RG316, RG188, .480 inch D Hole

RF Connectors Technical Data Sheet

PE44093

SHV Jack Bulkhead Mount Connector Clamp/Solder Attachment for RG174, RG316, RG188, .480 inch D Hole from Pasternack Enterprises has same day shipment for domestic and International orders. Our RF, microwave and millimeter wave products maintain a 99.4% availability and are part of the broadest selection in the industry.

Click the following link (or enter part number in "SEARCH" on website) to obtain additional part information including price, inventory and certifications: [SHV Jack Bulkhead Mount Connector Clamp/Solder Attachment for RG174, RG316, RG188, .480 inch D Hole PE44093](https://www.pasternack.com/shv-jack-standard-rg174-rg316-rg188-connector-pe44093-p.aspx)

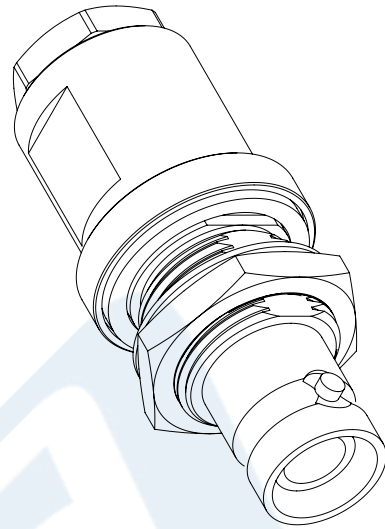
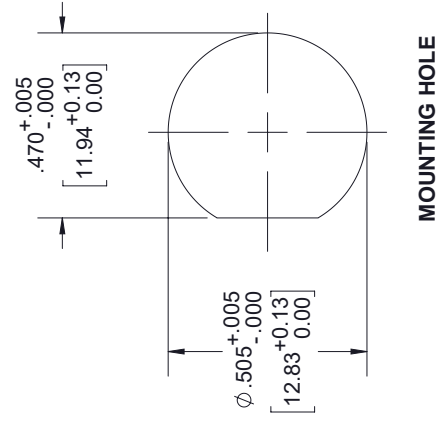
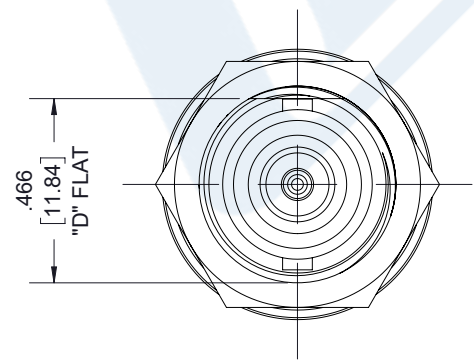
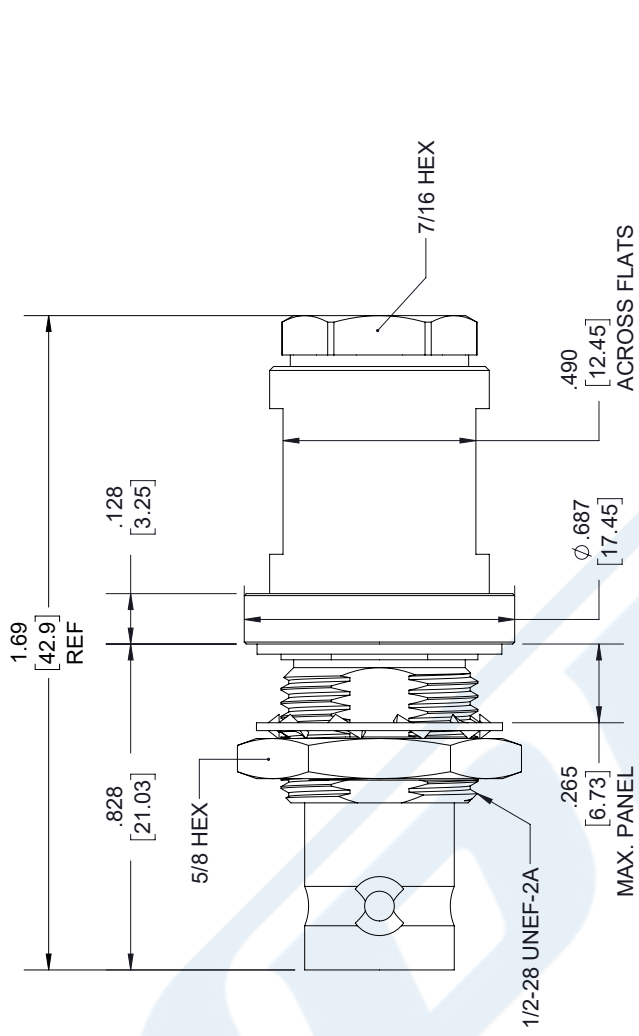
URL: <https://www.pasternack.com/shv-jack-standard-rg174-rg316-rg188-connector-pe44093-p.aspx>

The information contained in this document is accurate to the best of our knowledge and representative of the part described herein. It may be necessary to make modifications to the part and/or the documentation of the part, in order to implement improvements. Pasternack reserves the right to make such changes as required. Unless otherwise stated, all specifications are nominal. Pasternack does not make any representation or warranty regarding the suitability of the part described herein for any particular purpose, and Pasternack does not assume any liability arising out of the use of any part or documentation.

PE44093 CAD Drawing

SHV Jack Bulkhead Mount Connector Clamp/Solder Attachment
for RG174, RG316, RG188, .480 inch D Hole

REVISIONS			
REV.	DESCRIPTION	DATE	APPROVED
1.2	PCR PE44093 20190319	04/02/19	J.GARCIA



UNLESS OTHERWISE SPECIFIED LEADING DIMENSIONS ARE INCHES DIMENSIONS IN [] ARE MILLIMETERS			
TOLERANCES:			
X±.2	[5.08]	FRACTIONS	
XX±.01	[.25]		±132
XXX±.005	[.13]	ANGLES ± 1°	
ALL DIMENSIONS SHOWN ARE FOR REFERENCE ONLY.			
THIRD-ANGLE PROJECTION			

THE INFORMATION AND DESIGN IN THIS DOCUMENT IS THE PROPERTY OF PASTERNAK CORPORATION. ALL RIGHTS RESERVED.			
PE PASTERNAK an INFINITI® brand Pasternack Enterprises, Inc. P.O. Box 16759, Irvine, CA 92623. Phone: 1.949.261.1920 1.866.727.8376 Fax: 1.949.261.7451 www.pasternack.com e-mail: sales@pasternack.com			
SHEET	1	OF	1
SCALE	N/A		
SIZE	CAGE	DRAWN BY	REV
A	53919	K.DANG	A
		PART NUMBER	PE44093

THESE COMMODITIES, TECHNOLOGY OR SOFTWARE WERE EXPORTED FROM THE UNITED STATES IN ACCORDANCE WITH THE EXPORT
ADMINISTRATION REGULATIONS. DIVERSION CONTRARY TO U.S. LAW PROHIBITED.