



N Female Connector Solder Attachment 4 Hole Flange Mount Pin Terminal, .340 inch Hole Spacing

RF Connectors Technical Data Sheet

PE4355

Configuration

- N Female Connector
- MIL-STD-348A
- 50 Ohms
- Straight Body Geometry
- Pin Interface Type
- Solder Attachment
- 4 Hole Flange

Features

- Max. Operating Frequency 18 GHz
- Good VSWR of 1.35:1
- Gold Plated Brass Contact
- 30 µin minimum contact plating

Applications

- General Purpose Test
- Rack and Panel Mount Applications

Description

Pasternack's PE4355 type N female 4 hole flange mount connector with solder attachment pin terminal (.340 inch hole spacing) is part of our full line of RF components available for same-day shipping. Our type N female connector operates up to a maximum frequency of 18 GHz and offers good VSWR of 1.35:1. This type N 4 hole flange connector allows designers to create external connections on their product enclosures, and can be used in a variety of other rack mount and panel mount applications.

Our type N female 4 hole flange connector PE4355 datasheet specifications and drawing with dimensions are shown below in this PDF. Pasternack's broad catalog of RF, microwave and millimeter wave connectors allows designers to configure and customize their signal connections however they like. Whether the need is to provide an I/O for a board design, or simply create a custom cable assembly configuration, Pasternack has the right connector for the job. Pasternack can also expertly build your custom cable assemblies for you and ship same-day.

Electrical Specifications

Description	Minimum	Typical	Maximum	Units
Frequency Range	DC		18	GHz
VSWR			1.35:1	
Operating Voltage (AC)			1,000	Vrms

Mechanical Specifications

Size	
Length	1.518 in [38.56 mm]
Width/Dia.	0.625 in [15.88 mm]
Weight	0.036 lbs [16.33 g]

Click the following link (or enter part number in "SEARCH" on website) to obtain additional part information including price, inventory and certifications: [N Female Connector Solder Attachment 4 Hole Flange Mount Pin Terminal, .340 inch Hole Spacing PE4355](#)



N Female Connector Solder Attachment 4 Hole Flange
Mount Pin Terminal, .340 inch Hole Spacing

RF Connectors
Technical Data Sheet

PE4355

Material Specifications

Description	Material	Plating
Contact	Brass	Gold 30 µin minimum
Insulation	PTFE	
Body	Brass	Nickel 100 µin minimum

Environmental Specifications

Temperature

Operating Range -65 to +165 deg C

Compliance Certifications (see [product page](#) for current document)

Plotted and Other Data

Notes:

N Female Connector Solder Attachment 4 Hole Flange Mount Pin Terminal, .340 inch Hole Spacing from Pasternack Enterprises has same day shipment for domestic and International orders. Our RF, microwave and millimeter wave products maintain a 99.4% availability and are part of the broadest selection in the industry.

Click the following link (or enter part number in "SEARCH" on website) to obtain additional part information including price, inventory and certifications: [N Female Connector Solder Attachment 4 Hole Flange Mount Pin Terminal, .340 inch Hole Spacing PE4355](#)

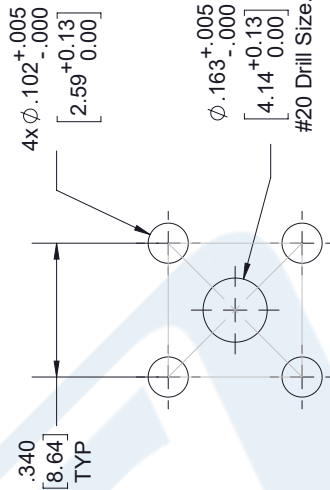
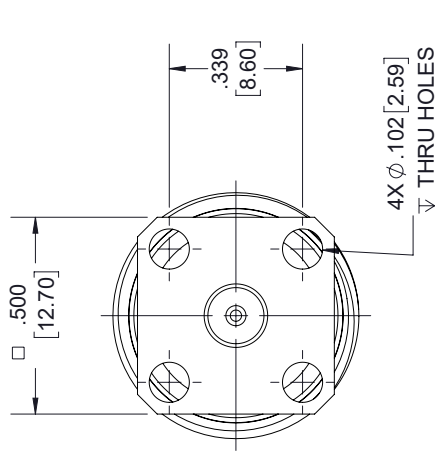
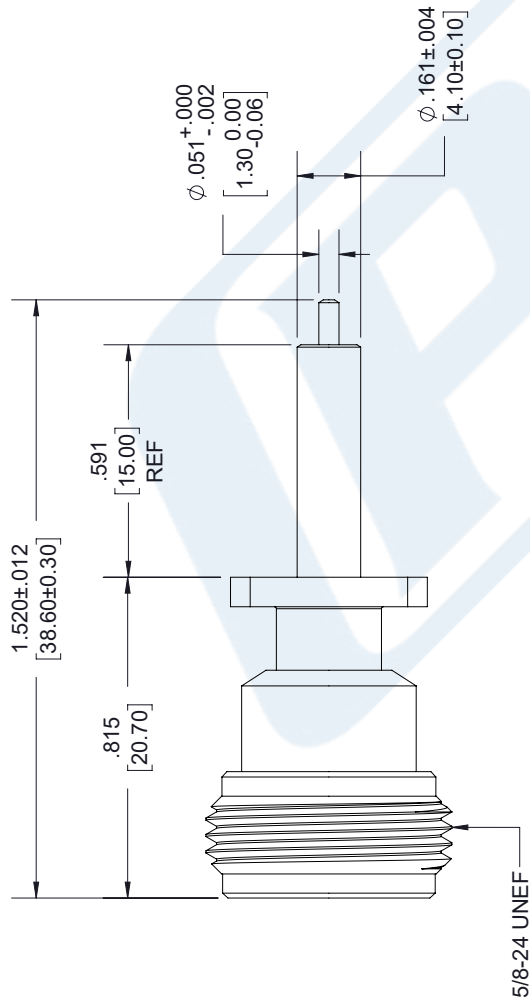
URL: <https://www.pasternack.com/n-female-standard-pin-terminal-connector-pe4355-p.aspx>

The information contained in this document is accurate to the best of our knowledge and representative of the part described herein. It may be necessary to make modifications to the part and/or the documentation of the part, in order to implement improvements. Pasternack reserves the right to make such changes as required. Unless otherwise stated, all specifications are nominal. Pasternack does not make any representation or warranty regarding the suitability of the part described herein for any particular purpose, and Pasternack does not assume any liability arising out of the use of any part or documentation.

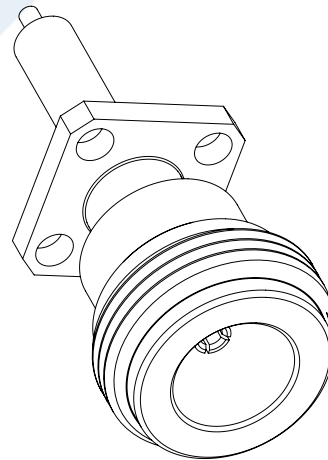
PE4355 CAD Drawing

N Female Connector Solder Attachment 4 Hole Flange
Mount Pin Terminal, .340 inch Hole Spacing

REVISIONS			
REV.	DESCRIPTION	DATE	APPROVED
A-4	PCR PE4355 20190128	02/11/19	J.GARCIA



MOUNTING HOLE



UNLESS OTHERWISE SPECIFIED LEADING DIMENSIONS ARE IN INCHES DIMENSIONS IN [] ARE MILLIMETERS			
TOLERANCES:			
X ± .2	[5.08]	FRACTIONS	
XX ± .01	[.25]		± .132
XXX ± .005	[.13]	ANGLES ± 1°	
ALL DIMENSIONS SHOWN ARE FOR REFERENCE ONLY.			
THIRD-ANGLE PROJECTION			

PE PASTERNAK an INFINITO brand Pasternack Enterprises, Inc. P.O. Box 16759, Irvine, CA 92623. Phone: 1.949.261.1920 1.866.727.8376 Fax: 1.949.261.7451 www.pasternack.com e-mail: sales@pasternack.com			
SIZE	CAGE	DRAWN BY	PART NUMBER
A	53919	K.Dang	PE4355
			REV
			A-4

THE INFORMATION AND DESIGN IN THIS DOCUMENT IS THE PROPERTY OF PASTERNAK CORPORATION. ALL RIGHTS RESERVED.			
SHEET	1	OF	1
			SCALE
			N/A

THESE COMMODITIES, TECHNOLOGY OR SOFTWARE WERE EXPORTED FROM THE UNITED STATES IN ACCORDANCE WITH THE EXPORT ADMINISTRATION REGULATIONS. DIVERSION CONTRARY TO U.S. LAW PROHIBITED.