



BNC Male to SMA Female Cable 100 CM
Length Using RG174 Coax

RF Cable Assemblies Technical Data Sheet

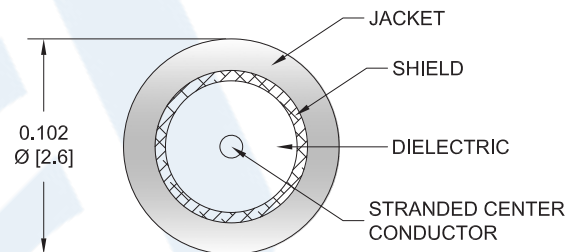
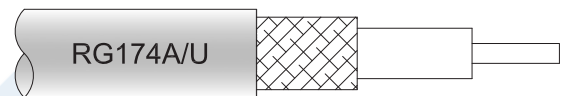
PE3W08823-100CM

Configuration

- Connector 1: BNC Male
- Connector 2: SMA Female
- Cable Type: RG174

Features

- Max Frequency 1 GHz
- 66% Phase Velocity
- PVC Jacket



Applications

- General Purpose
- Laboratory Use

Description

Pasternack's PE3W08823-100CM BNC male to SMA female 100 cm cable using RG174 coax is part of our full line of RF components available for same-day shipping. Pasternack's flexible RF cable assemblies are ideal for applications where tight bends and flexure are required. This Pasternack BNC to SMA cable assembly has a male to female gender configuration with 50 ohm flexible RG174 coax. The PE3W08823-100CM BNC male to SMA female cable assembly operates to 1 GHz.

Custom versions of most RF cable assemblies can be built and shipped same day. Custom cable assembly lengths can be obtained by specifying the desired length on the web site at time of order or by contacting a sales representative. Other available RF cable assembly value added services include connector orientation or clocking, heat shrink booting and custom labeling. RF testing can also be performed to document the electrical performance of your cable assembly.

Click the following link (or enter part number in "SEARCH" on website) to obtain additional part information including price, inventory and certifications: [BNC Male to SMA Female Cable 100 CM Length Using RG174 Coax PE3W08823-100CM](#)



BNC Male to SMA Female Cable 100 CM
Length Using RG174 Coax

RF Cable Assemblies Technical Data Sheet

PE3W08823-100CM

Electrical Specifications

Description	Minimum	Typical	Maximum	Units
Frequency Range	DC		1,000	MHz
Velocity of Propagation		66		%
Capacitance		31.08 [101.97]		pF/ft [pF/m]

Specifications by Frequency

Description	F1	F2	F3	F4	F5	Units
Frequency	50	100	250	500	1,000	MHz
Insertion Loss (Typ.)	0.35	0.47	0.64	0.89	1.24	dB

Electrical Specification Notes:

The Insertion Loss data above is based on the performance specifications of the coax cable and connectors used in this assembly. The Insertion Loss includes an estimated insertion loss of 0.1 dB per connector.

Mechanical Specifications

Cable Assembly

Length*	39.37 in [100 cm]
Diameter	0.57 in [14.48 mm]

Cable

Cable Type	RG174
Impedance	50 Ohms
Inner Conductor Type	Stranded
Inner Conductor Material and Plating	Copper Clad Steel
Dielectric Type	PE
Number of Shields	1
Shield Layer 1	Tinned Copper Braid
Jacket Material	PVC, Black
Jacket Diameter	0.11 in [2.79 mm]

Click the following link (or enter part number in "SEARCH" on website) to obtain additional part information including price, inventory and certifications: [BNC Male to SMA Female Cable 100 CM Length Using RG174 Coax PE3W08823-100CM](#)



BNC Male to SMA Female Cable 100 CM
Length Using RG174 Coax

RF Cable Assemblies Technical Data Sheet

PE3W08823-100CM

Connectors

Description	Connector 1	Connector 2
Type	BNC Male	SMA Female
Specification	MIL-STD-348A	MIL-STD-348
Impedance	50 Ohms	50 Ohms
Mating Cycles	500	
Contact Material and Plating	Brass, Gold	Gold
Contact Plating Specification	30 μ in minimum	MIL-G-45204
Dielectric Type	PTFE	PTFE
Body Material and Plating	Brass, Nickel	Brass, Nickel
Body Plating Specification	100 μ in minimum	QQ-N-290
Coupling Nut Material and Plating	Brass, Nickel	

Environmental Specifications

Temperature

Operating Range -40 to +80 deg C

Compliance Certifications (see [product page](#) for current document)

Plotted and Other Data

Notes:

Click the following link (or enter part number in "SEARCH" on website) to obtain additional part information including price, inventory and certifications: [BNC Male to SMA Female Cable 100 CM Length Using RG174 Coax PE3W08823-100CM](#)



**BNC Male to SMA Female Cable 100 CM
Length Using RG174 Coax**

RF Cable Assemblies Technical Data Sheet

PE3W08823-100CM

How to Order

Part Number Configuration:

PE3W08823

- **xx**

uu

Unit of Measure:
cm = Centimeters
<blank> = Inches
Length
Base Number

Example: PE3W08823-12 = 12 inches long cable
PE3W08823-100cm = 100 cm long cable

BNC Male to SMA Female Cable 100 CM Length Using RG174 Coax from Pasternack Enterprises has same day shipment for domestic and International orders. Our RF, microwave and millimeter wave products maintain a 99.4% availability and are part of the broadest selection in the industry.

Click the following link (or enter part number in "SEARCH" on website) to obtain additional part information including price, inventory and certifications: [BNC Male to SMA Female Cable 100 CM Length Using RG174 Coax PE3W08823-100CM](https://www.pasternack.com/bnc-male-sma-female-rg174au-cable-assembly-pe3w08823-100cm)

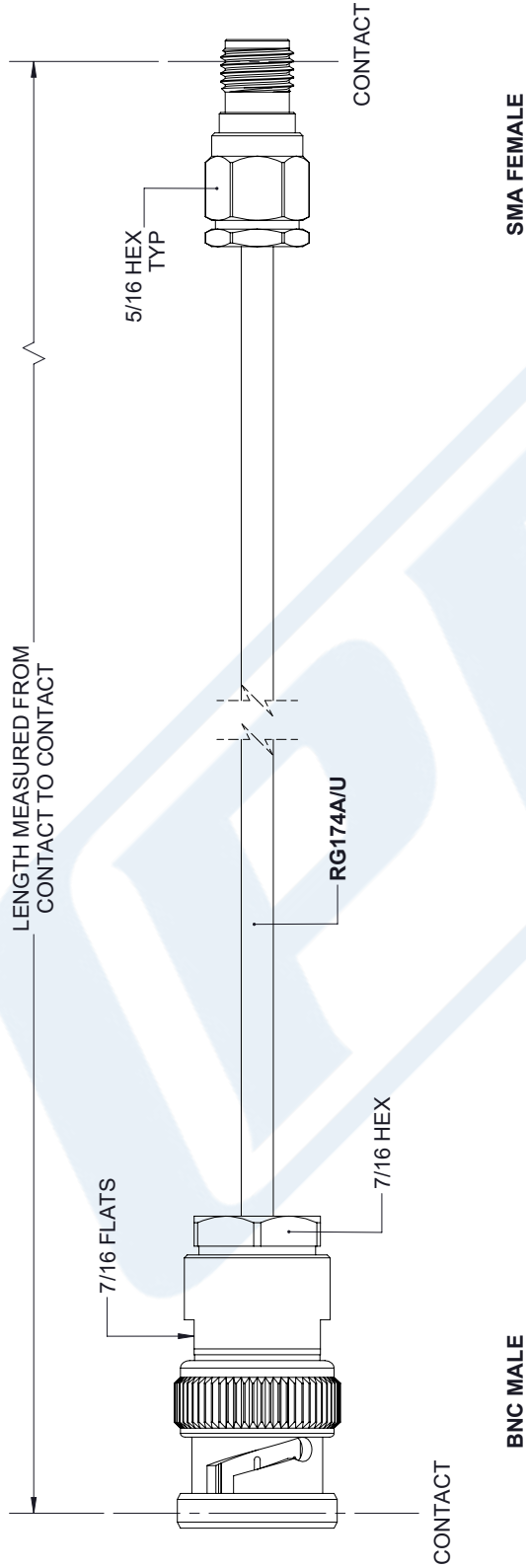
URL: <https://www.pasternack.com/bnc-male-sma-female-rg174au-cable-assembly-pe3w08823-100cm-p.aspx>

The information contained in this document is accurate to the best of our knowledge and representative of the part described herein. It may be necessary to make modifications to the part and/or the documentation of the part, in order to implement improvements. Pasternack reserves the right to make such changes as required. Unless otherwise stated, all specifications are nominal. Pasternack does not make any representation or warranty regarding the suitability of the part described herein for any particular purpose, and Pasternack does not assume any liability arising out of the use of any part or documentation.

PE3W08823-100CM CAD Drawing

BNC Male to SMA Female Cable 100 CM Length Using RG174 Coax

REVISIONS		
REV.	DESCRIPTION	DATE
A	INITIAL RELEASE	3/13/2020
		APPROVED
		S. ELLIS



UNLESS OTHERWISE SPECIFIED LEADING DIMENSIONS ARE INCHES DIMENSIONS IN [] ARE MILLIMETERS

TOLERANCES:

.X = ±.2	[.08]	FRACTIONS
.XX = ±.02	[.51]	± 1/32
.XXX = ±.005	[.13]	ANGLES ± 1°

CABLE LENGTH (L) TOLERANCES:

L ≤ 12 [305]	= +1 [25] / -0
12 [305] < L ≤ 60 [1524]	= +2 [51] / -0
60 [1524] < L ≤ 120 [3048]	= +4 [102] / -0
120 [3048] < L ≤ 300 [7620]	= +6 [152] / -0
300 [7620] < L =	+5% / L / -0

ALL DIMENSIONS SHOWN ARE FOR REFERENCE ONLY.

THIRD-ANGLE PROJECTION

THE INFORMATION AND DESIGN IN THIS DOCUMENT IS THE PROPERTY OF PASTERNAK CORPORATION. ALL RIGHTS RESERVED.

SHEET 1 OF 1

SCALE N/A

Pasternack Enterprises, Inc.
 P. O. Box 16759, Irvine, CA 92623.
 Phone: 1.949.261.1920 | 1.866.727.8376
 Fax: 1.949.261.7451
 Website: www.pasternack.com
 E-mail: sales@pasternack.com

SIZE	CAGE CODE	DRAWN BY	ITEM NO.
A	53919	K. DANG	PE3W08823
			REV
			A

THESE COMMODITIES, TECHNOLOGY OR SOFTWARE WERE EXPORTED FROM THE UNITED STATES IN ACCORDANCE WITH THE EXPORT ADMINISTRATION REGULATIONS. DIVERSION CONTRARY TO U.S. LAW PROHIBITED.