



QMA Male Right Angle to SMA Male Right Angle  
Cable 18 Inch Using LMR-240-UF Coax

RF Cable Assemblies Technical Data Sheet

PE3W08640-18

### Configuration

- Connector 1: QMA Male Right Angle
- Connector 2: SMA Male Right Angle
- Cable Type: LMR-240-UF

### Features

- Max Frequency 5.8 GHz
- Shielding Effectivity > 90 dB
- 84% Phase Velocity
- Double Shielded
- TPE Jacket

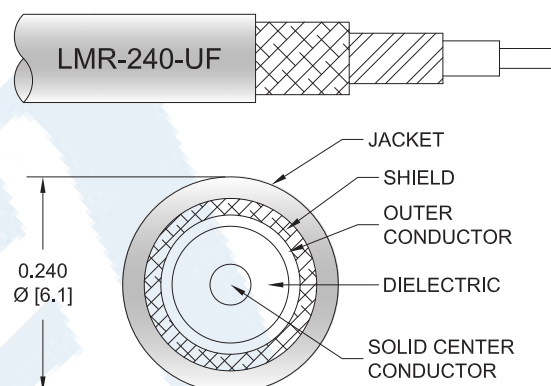
### Applications

- General Purpose
- Laboratory Use

### Description

Pasternack's PE3W08640-18 QMA male right angle to SMA male right angle 18 inch cable using LMR-240-UF coax is part of our full line of RF components available for same-day shipping. Pasternack's flexible RF cable assemblies are ideal for applications where tight bends and flexure are required. This Pasternack QMA to SMA cable assembly has a male to male gender configuration with 50 ohm flexible LMR-240-UF coax. The PE3W08640-18 QMA male to SMA male cable assembly operates to 5.8 GHz. The right angle QMA and right angle SMA interfaces on the LMR-240-UF cable allow for easier connections in tight spaces. The double shielding of this Pasternack cable assembly provides excellent shielding effectiveness of better than 90 dB.

Custom versions of most RF cable assemblies can be built and shipped same day. Custom cable assembly lengths can be obtained by specifying the desired length on the web site at time of order or by contacting a sales representative. Other available RF cable assembly value added services include connector orientation or clocking, heat shrink booting and custom labeling. RF testing can also be performed to document the electrical performance of your cable assembly.



Click the following link (or enter part number in "SEARCH" on website) to obtain additional part information including price, inventory and certifications: [QMA Male Right Angle to SMA Male Right Angle Cable 18 Inch Using LMR-240-UF Coax PE3W08640-18](#)



# QMA Male Right Angle to SMA Male Right Angle Cable 18 Inch Using LMR-240-UF Coax

## RF Cable Assemblies Technical Data Sheet

PE3W08640-18

### Electrical Specifications

Description	Minimum	Typical	Maximum	Units
Frequency Range	DC		5.8	GHz
VSWR			1.5:1	
Velocity of Propagation		84		%
RF Shielding	90			dB
Group Delay		1.21 [3.97]		ns/ft [ns/m]
Capacitance		24.2 [79.4]		pF/ft [pF/m]
Inductance		0.06 [0.2]		uH/ft [uH/m]
DC Resistance Inner Conductor		4.28 [14.04]		Ω/1000ft [Ω/Km]
DC Resistance Outer Conductor		3.89 [12.76]		Ω/1000ft [Ω/Km]
Jacket Spark			5,000	Vrms

### Specifications by Frequency

Description	F1	F2	F3	F4	F5	Units
Frequency	0.25	0.5	1	2.5	5.8	GHz
Insertion Loss (Max.)	0.48	0.51	0.55	0.64	0.77	dB

#### Electrical Specification Notes:

The Insertion Loss data above is based on the performance specifications of the coax cable and connectors used in this assembly. The Insertion Loss is estimated as 0.2 dB per QMA male right angle connector and 0.2 dB per SMA male right angle connector.

### Mechanical Specifications

#### Cable Assembly

Length\* 18 in [457.2 mm]

#### Cable

Cable Type	LMR-240-UF
Impedance	50 Ohms
Inner Conductor Type	Stranded
Inner Conductor Material and Plating	Copper
Dielectric Type	PE (F)
Number of Shields	2
Shield Layer 1	Aluminum Tape
Shield Layer 2	Tinned Copper Braid
Jacket Material	TPE, Black
Jacket Diameter	0.24 in [6.1 mm]

Click the following link (or enter part number in "SEARCH" on website) to obtain additional part information including price, inventory and certifications: [QMA Male Right Angle to SMA Male Right Angle Cable 18 Inch Using LMR-240-UF Coax PE3W08640-18](#)



## QMA Male Right Angle to SMA Male Right Angle Cable 18 Inch Using LMR-240-UF Coax

### RF Cable Assemblies Technical Data Sheet

PE3W08640-18

One Time Minimum Bend Radius	0.75 in [19.05 mm]
Repeated Minimum Bend Radius	2.5 in [63.5 mm]
Bending Moment	0.13 lbs-ft [0.18 N-m]
Flat Plate Crush	13 lbs/in [0.23 Kg/mm]
Tensile Strength	80 lbs [36.29 Kg]

#### Connectors

Description	Connector 1	Connector 2
Type	QMA Male Right Angle	SMA Male Right Angle
Impedance	50 Ohms	50 Ohms
Contact Material and Plating	Beryllium Copper, Gold	Brass, Gold
Contact Plating Specification		50 µin minimum
Dielectric Type	PTFE	PTFE
Outer Conductor Material and Plating	Brass, Nickel	Copper, Gold
Body Material and Plating	Brass, Nickel	Brass, Gold
Body Plating Specification		3 µin minimum
Coupling Nut Material and Plating		Brass, Gold
Coupling Nut Plating Specification		3 µin minimum
Hex Size		5/16 inch
Torque		3 in-lbs [0.34 Nm]

**Compliance Certifications** (see [product page](#) for current document)

#### Plotted and Other Data

Notes:

Click the following link (or enter part number in "SEARCH" on website) to obtain additional part information including price, inventory and certifications: [QMA Male Right Angle to SMA Male Right Angle Cable 18 Inch Using LMR-240-UF Coax PE3W08640-18](#)



## QMA Male Right Angle to SMA Male Right Angle Cable 18 Inch Using LMR-240-UF Coax

### RF Cable Assemblies Technical Data Sheet

PE3W08640-18

#### How to Order

Part Number Configuration:

**PE3W08640**

- **xx**

**uu**

Unit of Measure:  
cm = Centimeters  
<blank> = Inches  
Length  
Base Number

Example: PE3W08640-12 = 12 inches long cable  
PE3W08640-100cm = 100 cm long cable

QMA Male Right Angle to SMA Male Right Angle Cable 18 Inch Using LMR-240-UF Coax from Pasternack Enterprises has same day shipment for domestic and International orders. Our RF, microwave and millimeter wave products maintain a 99.4% availability and are part of the broadest selection in the industry.

Click the following link (or enter part number in "SEARCH" on website) to obtain additional part information including price, inventory and certifications: [QMA Male Right Angle to SMA Male Right Angle Cable 18 Inch Using LMR-240-UF Coax PE3W08640-18](https://www.pasternack.com/qma-male-sma-male-lmr240uf-cable-assembly-pe3w08640-18-p.aspx)

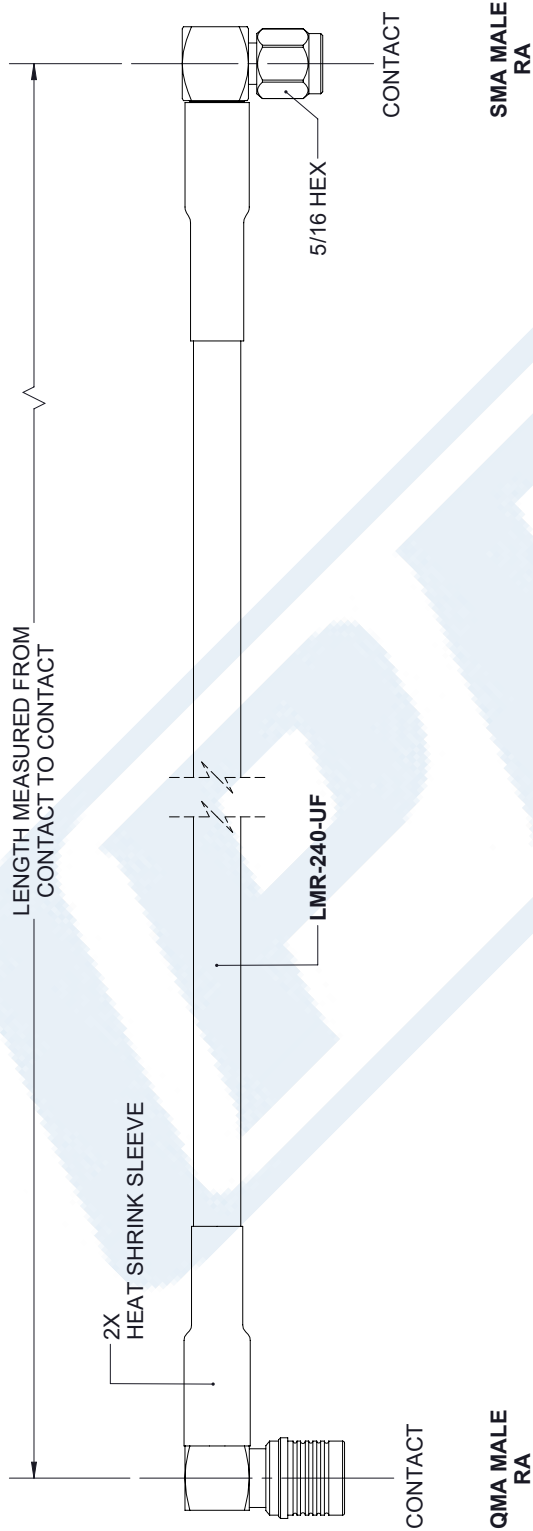
URL: <https://www.pasternack.com/qma-male-sma-male-lmr240uf-cable-assembly-pe3w08640-18-p.aspx>

The information contained in this document is accurate to the best of our knowledge and representative of the part described herein. It may be necessary to make modifications to the part and/or the documentation of the part, in order to implement improvements. Pasternack reserves the right to make such changes as required. Unless otherwise stated, all specifications are nominal. Pasternack does not make any representation or warranty regarding the suitability of the part described herein for any particular purpose, and Pasternack does not assume any liability arising out of the use of any part or documentation.

# PE3W08640-18 CAD Drawing


QMA Male Right Angle to SMA Male Right Angle Cable 18 Inch Using LMR-240-UF Coax

REVISIONS			
REV.	DESCRIPTION	DATE	APPROVED
A	INITIAL RELEASE	1/29/2020	S.ELLIS



UNLESS OTHERWISE SPECIFIED LEADING DIMENSIONS ARE INCHES DIMENSIONS IN [ ] ARE MILLIMETERS	
TOLERANCES:	FRACTIONS
.X = ± .2	[.08]
.XX = ± .02	[.51]
.XXX = ± .005	[.13]
ANGLES ± 1°	
CABLE LENGTH (L) TOLERANCES:	
L ≤ 12 [305] = +1 [25] / -0	
12 [305] < L ≤ 60 [1524] = +2 [51] / -0	
60 [1524] < L ≤ 120 [3048] = +4 [102] / -0	
120 [3048] < L ≤ 300 [7620] = +6 [152] / -0	
300 [7620] < L = +5% / -0	
ALL DIMENSIONS SHOWN ARE FOR REFERENCE ONLY.	

 <b>PASTERNAK®</b> an INFINITI® brand Pasternack Enterprises, Inc. P.O. Box 16759, Irvine, CA 92623. Phone: 1.949.261.1920   1.866.727.8376 Fax: 1.949.261.7451 Website: www.pasternack.com E-mail: sales@pasternack.com	
SIZE	CAGE CODE
A	53919
DRAWN BY	ITEM NO.
K.DANG	PE3W08640
REV	A

THIRD-ANGLE PROJECTION	
 THE INFORMATION AND DESIGN IN THIS DOCUMENT IS THE PROPERTY OF PASTERNAK CORPORATION ALL RIGHTS RESERVED.	
SHEET	1 OF 1
SCALE	N/A

THESE COMMODITIES, TECHNOLOGY OR SOFTWARE WERE EXPORTED FROM THE UNITED STATES IN ACCORDANCE WITH THE EXPORT ADMINISTRATION REGULATIONS. DIVERSION CONTRARY TO U.S. LAW PROHIBITED.