



## SMA Male to SMP Female Right Angle Cable 36 Inch Length Using PE-SR405FLJ Coax

### RF Cable Assemblies Technical Data Sheet

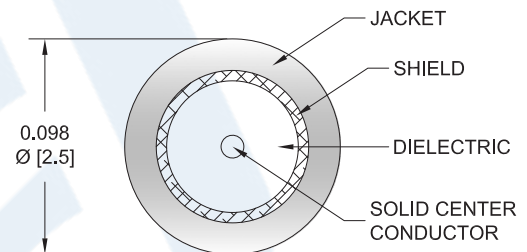
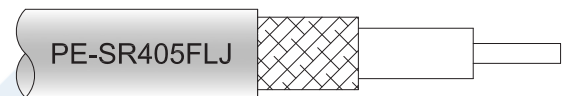
PE3W06701-36

#### Configuration

- Connector 1: SMA Male
- Connector 2: SMP Female Right Angle
- Cable Type: PE-SR405FLJ

#### Features

- Max Frequency 18 GHz
- Shielding Effectivity > 100 dB
- 69.5% Phase Velocity
- FEP Jacket



#### Applications

- General Purpose
- Laboratory Use

#### Description

Pasternack's PE3W06701-36 SMA male to SMP female right angle 36 inch cable using PE-SR405FLJ coax is part of our full line of RF components available for same-day shipping. Pasternack's formable RF cable assemblies provide an alternative to costly pre-formed semi-rigid assemblies since they are hand formable. This Pasternack SMA to SMP cable assembly has a male to female gender configuration with 50 ohm formable PE-SR405FLJ coax. The PE3W06701-36 SMA male to SMP female cable assembly operates to 18 GHz. The right angle SMP interface on the PE-SR405FLJ cable allows for easier connections in tight spaces.

Custom versions of most RF cable assemblies can be built and shipped same day. Custom cable assembly lengths can be obtained by specifying the desired length on the web site at time of order or by contacting a sales representative. Other available RF cable assembly value added services include connector orientation or clocking, heat shrink booting and custom labeling. RF testing can also be performed to document the electrical performance of your cable assembly.

Click the following link (or enter part number in "SEARCH" on website) to obtain additional part information including price, inventory and certifications: [SMA Male to SMP Female Right Angle Cable 36 Inch Length Using PE-SR405FLJ Coax PE3W06701-36](#)



## SMA Male to SMP Female Right Angle Cable 36 Inch Length Using PE-SR405FLJ Coax

### RF Cable Assemblies Technical Data Sheet

PE3W06701-36

#### Electrical Specifications

Description	Minimum	Typical	Maximum	Units
Frequency Range	DC		18	GHz
VSWR			1.45:1	
Velocity of Propagation		69.5		%
RF Shielding	100			dB
Group Delay		1.43 [4.69]		ns/ft [ns/m]
Capacitance		29 [95.14]		pF/ft [pF/m]
DC Resistance Inner Conductor Km]		65.7 [215.55]		Ohms/1000ft [Ohms/ Km]
DC Resistance Outer Conductor Km]		10.2 [33.46]		Ohms/1000ft [Ohms/ Km]

#### Specifications by Frequency

Description	F1	F2	F3	F4	F5	Units
Frequency	1	2	4.5	9	18	GHz
Insertion Loss (Max.)	0.98	1.22	1.83	2.58	3.66	dB

#### Electrical Specification Notes:

The Insertion Loss data above is based on the performance specifications of the coax use in the assembly. The Insertion Loss includes an estimated insertion loss of 0.3dB of connector loss.

#### Mechanical Specifications

##### Cable Assembly

Length*	36 in [914.4 mm]
Diameter	0.315 in [8 mm]

##### Cable

Cable Type	PE-SR405FLJ
Impedance	50 Ohms
Inner Conductor Type	Solid
Inner Conductor Material and Plating	Copper Clad Steel, Silver
Dielectric Type	PTFE
Number of Shields	1
Outer Conductor Material and Plating	Tinned Copper Composite Braid
Jacket Material	FEP, Black
Jacket Diameter	0.105 in [2.67 mm]

Click the following link (or enter part number in "SEARCH" on website) to obtain additional part information including price, inventory and certifications: [SMA Male to SMP Female Right Angle Cable 36 Inch Length Using PE-SR405FLJ Coax PE3W06701-36](#)



## SMA Male to SMP Female Right Angle Cable 36 Inch Length Using PE-SR405FLJ Coax

### RF Cable Assemblies Technical Data Sheet

PE3W06701-36

One Time Minimum Bend Radius	0.5 in [12.7 mm]
Repeated Minimum Bend Radius	0.787 in [19.99 mm]

#### Connectors

Description	Connector 1	Connector 2
Type	SMA Male	SMP Female Right Angle
Specification	MIL-STD-348A	MIL-STD-348
Impedance	50 Ohms	50 Ohms
Mating Cycles	500	
Contact Material and Plating	Brass, Gold	Beryllium Copper, Gold
Contact Plating Specification	50 µin minimum	MIL-G-45204
Dielectric Type	PTFE	PTFE
Body Material and Plating	Stainless Steel, Gold	Beryllium Copper, Gold
Body Plating Specification	10 µin minimum	MIL-G-45204
Coupling Nut Material and Plating	Brass, Nickel	
Coupling Nut Plating Specification	100 µin minimum	
Hex Size	5/16 inch	
Torque	3 in-lbs [0.34 Nm]	

#### Mechanical Specification Notes:

\*All cable assemblies have a length tolerance of 1.5% or  $\pm 3/8$ ", whichever is greater.

#### Environmental Specifications

##### Temperature

Operating Range -55 to +125 deg C

#### Compliance Certifications (see [product page](#) for current document)

#### Plotted and Other Data

Notes:

Click the following link (or enter part number in "SEARCH" on website) to obtain additional part information including price, inventory and certifications: [SMA Male to SMP Female Right Angle Cable 36 Inch Length Using PE-SR405FLJ Coax PE3W06701-36](#)



SMA Male to SMP Female Right Angle Cable  
36 Inch Length Using PE-SR405FLJ Coax

RF Cable Assemblies Technical Data Sheet

PE3W06701-36

**How to Order**

Part Number Configuration:

**PE3W06701**

- **xx**

**uu**

Unit of Measure:  
cm = Centimeters  
<blank> = Inches  
Length  
Base Number

Example: PE3W06701-12 = 12 inches long cable  
PE3W06701-100cm = 100 cm long cable

SMA Male to SMP Female Right Angle Cable 36 Inch Length Using PE-SR405FLJ Coax from Pasternack Enterprises has same day shipment for domestic and International orders. Our RF, microwave and millimeter wave products maintain a 99.4% availability and are part of the broadest selection in the industry.

Click the following link (or enter part number in "SEARCH" on website) to obtain additional part information including price, inventory and certifications: [SMA Male to SMP Female Right Angle Cable 36 Inch Length Using PE-SR405FLJ Coax PE3W06701-36](https://www.pasternack.com/sma-male-smp-female-pe-sr405flj-cable-assembly-pe3w06701-36-p.aspx)

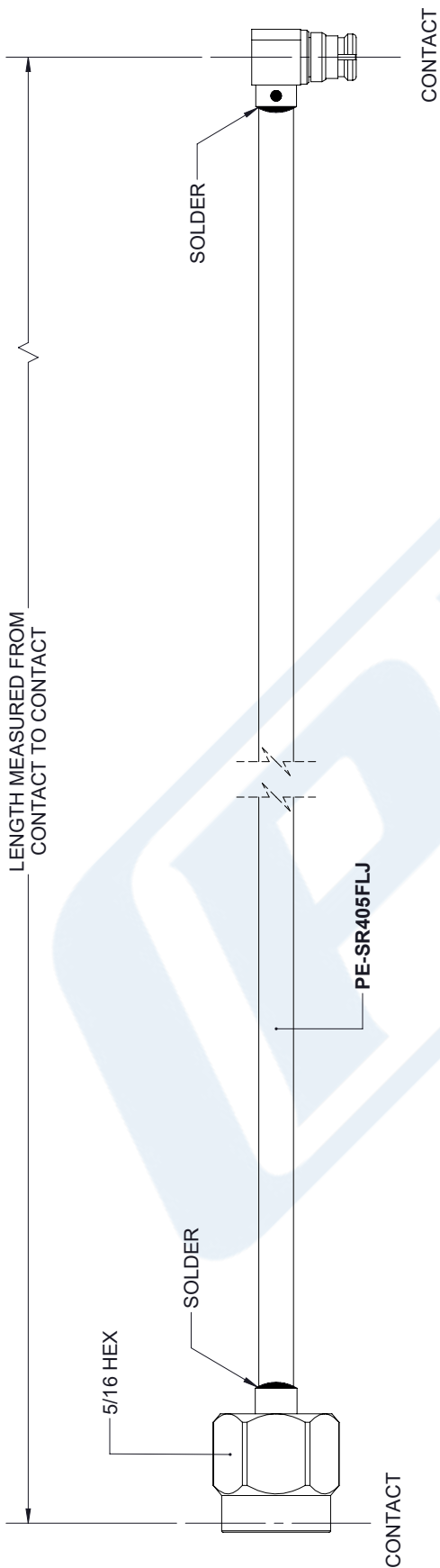
URL: <https://www.pasternack.com/sma-male-smp-female-pe-sr405flj-cable-assembly-pe3w06701-36-p.aspx>

The information contained in this document is accurate to the best of our knowledge and representative of the part described herein. It may be necessary to make modifications to the part and/or the documentation of the part, in order to implement improvements. Pasternack reserves the right to make such changes as required. Unless otherwise stated, all specifications are nominal. Pasternack does not make any representation or warranty regarding the suitability of the part described herein for any particular purpose, and Pasternack does not assume any liability arising out of the use of any part or documentation.

# PE3W06701-36 CAD Drawing

SMA Male to SMP Female Right Angle Cable 36 Inch Length Using PE-SR405FLJ Coax

REVISIONS			
REV.	DESCRIPTION	DATE	APPROVED
A	INITIAL RELEASE	04/23/19	S.ELLIS



<p>UNLESS OTHERWISE SPECIFIED LEADING DIMENSIONS ARE INCHES DIMENSIONS IN [ ] ARE MILLIMETERS</p> <p>TOLERANCES:  X±.2 [5.08] FRACTIONS  .XX±.01 [ .25] ±.132  .XXX±.005 [ .13] ANGLES ± 1°</p> <p>ALL DIMENSIONS SHOWN ARE FOR REFERENCE ONLY.</p> <p>THIRD-ANGLE PROJECTION</p>		<p>THE INFORMATION AND DESIGN IN THIS DOCUMENT IS THE PROPERTY OF PASTERNAK CORPORATION. ALL RIGHTS RESERVED.</p> <p>SHEET 1 OF 1</p> <p>SCALE N/A</p>	
<p><b>PE PASTERNAK</b> an INFINITO brand</p> <p>Pasternack Enterprises, Inc. P.O. Box 16759, Irvine, CA 92623. Phone: 1.949.261.1920   1.866.727.8376 Fax: 1.949.261.7451 www.pasternack.com   e-mail: sales@pasternack.com</p>		<p>REV A</p>	
SIZE	CAGE	DRAWN BY	PART NUMBER
A	53919	K.DANG	PE3W06701

THESE COMMODITIES, TECHNOLOGY OR SOFTWARE WERE EXPORTED FROM THE UNITED STATES IN ACCORDANCE WITH THE EXPORT ADMINISTRATION REGULATIONS. DIVERSION CONTRARY TO U.S. LAW PROHIBITED.