



SMA Male to SSMC Plug Cable 12 Inch Length Using RG196 Coax

RF Cable Assemblies Technical Data Sheet

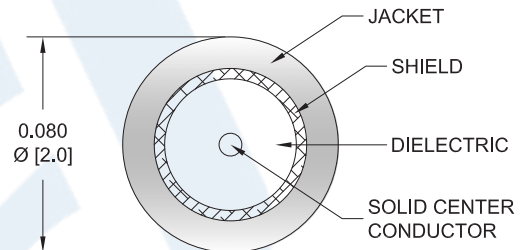
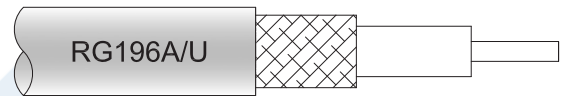
PE3W06410-12

Configuration

- Connector 1: SMA Male
- Connector 2: SSMC Plug
- Cable Type: RG196

Features

- Max Frequency 400 MHz
- PTFE Jacket



Applications

- General Purpose
- Laboratory Use

Description

Pasternack's PE3W06410-12 SMA male to SSMC plug 12 inch cable using RG196 coax is part of our full line of RF components available for same-day shipping. Pasternack's flexible RF cable assemblies are ideal for applications where tight bends and flexure are required. This Pasternack SMA to SSMC cable assembly has a male to plug gender configuration with 50 ohm flexible RG196 coax. The PE3W06410-12 SMA male to SSMC plug cable assembly operates to 400 MHz.

Custom versions of most RF cable assemblies can be built and shipped same day. Custom cable assembly lengths can be obtained by specifying the desired length on the web site at time of order or by contacting a sales representative. Other available RF cable assembly value added services include connector orientation or clocking, heat shrink booting and custom labeling. RF testing can also be performed to document the electrical performance of your cable assembly.

Electrical Specifications

Description	Minimum	Typical	Maximum	Units
Frequency Range	DC		400	MHz
VSWR			1.5:1	
Capacitance		32 [104.99]		pF/ft [pF/m]

Click the following link (or enter part number in "SEARCH" on website) to obtain additional part information including price, inventory and certifications: [SMA Male to SSMC Plug Cable 12 Inch Length Using RG196 Coax PE3W06410-12](#)



SMA Male to SSMC Plug Cable 12 Inch Length Using RG196 Coax

RF Cable Assemblies Technical Data Sheet

PE3W06410-12

Specifications by Frequency

Description	F1	F2	F3	F4	F5	Units
Frequency	400					MHz
Insertion Loss (Max.)	0.53					dB

Electrical Specification Notes:

The Insertion Loss data above is based on the performance specifications of the coax use in this assembly. The Insertion Loss includes an estimated insertion loss of 0.2dB of connector Loss

Mechanical Specifications

Cable Assembly

Length* 12 in [304.8 mm]
Diameter 0.315 in [8 mm]

Cable

Cable Type RG196
Impedance 50 Ohms
Inner Conductor Type Stranded
Inner Conductor Material and Plating Copper Clad Steel, Silver
Dielectric Type PTFE
Number of Shields 1
Shield Layer 1 Silver Plated Copper Braid
Jacket Material PTFE, White
Jacket Diameter 0.08 in [2.03 mm]

Click the following link (or enter part number in "SEARCH" on website) to obtain additional part information including price, inventory and certifications: [SMA Male to SSMC Plug Cable 12 Inch Length Using RG196 Coax PE3W06410-12](#)



SMA Male to SSMC Plug Cable 12 Inch Length Using RG196 Coax

RF Cable Assemblies Technical Data Sheet

PE3W06410-12

Connectors

Description	Connector 1	Connector 2
Type	SMA Male	SSMC Plug
Specification	MIL-STD-348A	
Impedance	50 Ohms	50 Ohms
Mating Cycles		500
Contact Material and Plating	Brass, Gold	Beryllium Copper, Gold
Contact Plating Specification	50 µin minimum	MIL-G-45204
Dielectric Type	PTFE	Teflon
Body Material and Plating	Brass, Nickel	Beryllium Copper, Gold
Body Plating Specification	100 µin minimum	MIL-G-45204
Coupling Nut Material and Plating	Brass, Nickel	Beryllium Copper, Gold
Coupling Nut Plating Specification	100 µin minimum	MIL-G-45205
Hex Size	5/16 inch	
Torque	3 in-lbs [0.34 Nm]	1.75 in-lbs [0.2 Nm]

Mechanical Specification Notes:

*All cable assemblies have a length tolerance of 1.5% or ± 3/8", whichever is greater.

Environmental Specifications

Temperature

Operating Range -55 to +165 deg C

Compliance Certifications (see [product page](#) for current document)

Plotted and Other Data

Notes:

Click the following link (or enter part number in "SEARCH" on website) to obtain additional part information including price, inventory and certifications: [SMA Male to SSMC Plug Cable 12 Inch Length Using RG196 Coax PE3W06410-12](#)



SMA Male to SSMC Plug Cable 12 Inch
Length Using RG196 Coax

RF Cable Assemblies Technical Data Sheet

PE3W06410-12

How to Order

Part Number Configuration:

PE3W06410

- **xx**

uu

Unit of Measure:
cm = Centimeters
<blank> = Inches
Length
Base Number

Example: PE3W06410-12 = 12 inches long cable
PE3W06410-100cm = 100 cm long cable

SMA Male to SSMC Plug Cable 12 Inch Length Using RG196 Coax from Pasternack Enterprises has same day shipment for domestic and International orders. Our RF, microwave and millimeter wave products maintain a 99.4% availability and are part of the broadest selection in the industry.

Click the following link (or enter part number in "SEARCH" on website) to obtain additional part information including price, inventory and certifications: [SMA Male to SSMC Plug Cable 12 Inch Length Using RG196 Coax PE3W06410-12](https://www.pasternack.com/sma-male-ssmc-plug-rg196au-cable-assembly-pe3w06410-12-p.aspx)

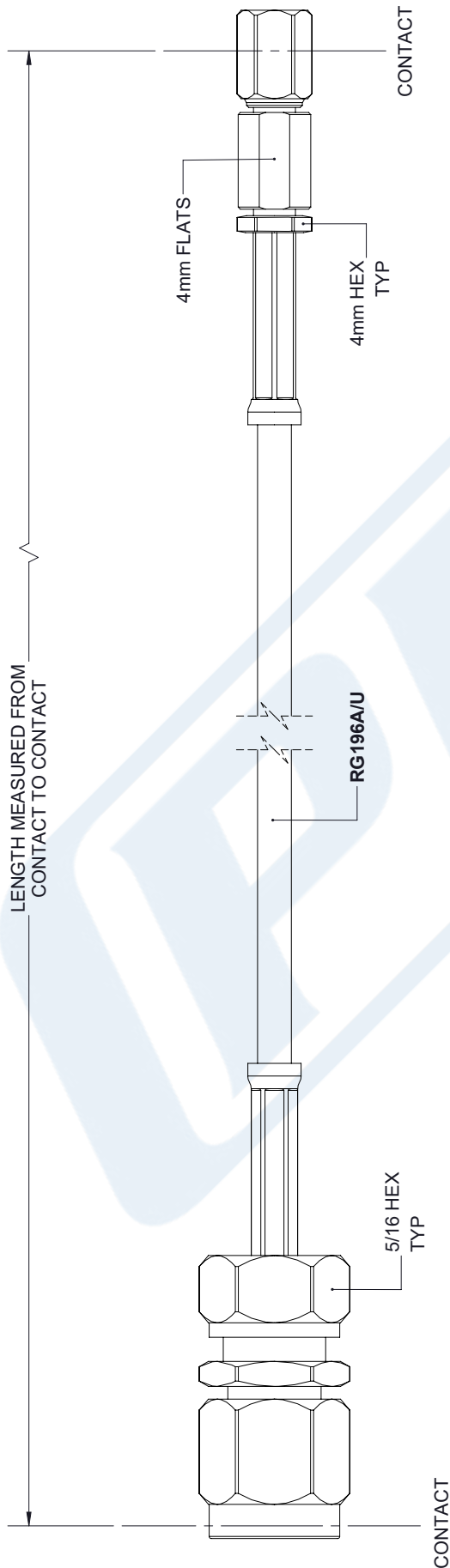
URL: <https://www.pasternack.com/sma-male-ssmc-plug-rg196au-cable-assembly-pe3w06410-12-p.aspx>

The information contained in this document is accurate to the best of our knowledge and representative of the part described herein. It may be necessary to make modifications to the part and/or the documentation of the part, in order to implement improvements. Pasternack reserves the right to make such changes as required. Unless otherwise stated, all specifications are nominal. Pasternack does not make any representation or warranty regarding the suitability of the part described herein for any particular purpose, and Pasternack does not assume any liability arising out of the use of any part or documentation.

PE3W06410-12 CAD Drawing

SMA Male to SSMC Plug Cable 12 Inch Length Using RG196 Coax

REVISIONS			
REV.	DESCRIPTION	DATE	APPROVED
A	INITIAL RELEASE	04/23/19	S. ELLIS



SSMC PLUG

SMA MALE

<p>UNLESS OTHERWISE SPECIFIED LEADING DIMENSIONS ARE INCHES DIMENSIONS IN [] ARE MILLIMETERS</p> <p>TOLERANCES:</p> <table border="0"> <tr> <td>X±.2</td> <td>[5.08]</td> <td>FRACTIONS</td> </tr> <tr> <td>.XX±.01</td> <td>[.25]</td> <td>±.132</td> </tr> <tr> <td>.XXX±.005</td> <td>[.13]</td> <td>ANGLES ± 1°</td> </tr> </table> <p>ALL DIMENSIONS SHOWN ARE FOR REFERENCE ONLY.</p> <p>THIRD-ANGLE PROJECTION</p>	X±.2	[5.08]	FRACTIONS	.XX±.01	[.25]	±.132	.XXX±.005	[.13]	ANGLES ± 1°	<p>PE PASTERNAK an INFINITO brand</p> <p>Pasternack Enterprises, Inc. P.O. Box 16759, Irvine, CA 92623. Phone: 1.949.261.1920 1.866.727.8376 Fax: 1.949.261.7451 www.pasternack.com e-mail: sales@pasternack.com</p>		<p>THE INFORMATION AND DESIGN IN THIS DOCUMENT IS THE PROPERTY OF PASTERNAK CORPORATION. ALL RIGHTS RESERVED.</p>
	X±.2	[5.08]	FRACTIONS									
.XX±.01	[.25]	±.132										
.XXX±.005	[.13]	ANGLES ± 1°										
<p>SIZE</p> <p>CAGE</p> <p>A 53919</p>	<p>DRAWN BY</p> <p>K.DANG</p>	<p>PART NUMBER</p> <p>PE3W06410</p>	<p>SHEET 1 OF 1</p> <p>SCALE N/A</p>									

THESE COMMODITIES, TECHNOLOGY OR SOFTWARE WERE EXPORTED FROM THE UNITED STATES IN ACCORDANCE WITH THE EXPORT ADMINISTRATION REGULATIONS. DIVERSION CONTRARY TO U.S. LAW PROHIBITED.