



SMC Plug to MCX Plug Low Loss Cable 48 Inch Length Using LMR-100 Coax

RF Cable Assemblies Technical Data Sheet

PE3W04152-48

Configuration

- Connector 1: SMC Plug
- Connector 2: MCX Plug
- Cable Type: LMR-100A

Features

- Max Frequency 3 GHz
- Shielding Effectivity > 90 dB
- 66% Phase Velocity
- Double Shielded
- PVC Jacket

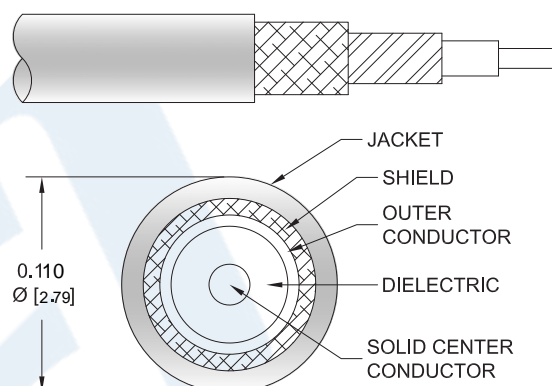
Applications

- General Purpose
- Laboratory Use

Description

Pasternack's PE3W04152-48 SMC plug to MCX plug low loss 48 inch cable using LMR-100 coax is part of our full line of RF components available for same-day shipping. Pasternack's flexible RF cable assemblies are ideal for applications where tight bends and flexure are required. This Pasternack SMC to MCX cable assembly has a plug to plug gender configuration with 50 ohm flexible LMR-100A coax. The PE3W04152-48 SMC plug to MCX plug cable assembly operates to 3 GHz. The double shielding of this Pasternack cable assembly provides excellent shielding effectiveness of better than 90 dB.

Custom versions of most RF cable assemblies can be built and shipped same day. Custom cable assembly lengths can be obtained by specifying the desired length on the web site at time of order or by contacting a sales representative. Other available RF cable assembly value added services include connector orientation or clocking, heat shrink booting and custom labeling. RF testing can also be performed to document the electrical performance of your cable assembly.



Click the following link (or enter part number in "SEARCH" on website) to obtain additional part information including price, inventory and certifications: [SMC Plug to MCX Plug Low Loss Cable 48 Inch Length Using LMR-100 Coax PE3W04152-48](#)



SMC Plug to MCX Plug Low Loss Cable 48 Inch Length Using LMR-100 Coax

RF Cable Assemblies Technical Data Sheet

PE3W04152-48

Electrical Specifications

Description	Minimum	Typical	Maximum	Units
Frequency Range	DC		3	GHz
VSWR			1.5:1	
Velocity of Propagation		66		%
RF Shielding	90			dB
Group Delay		1.54 [5.05]		ns/ft [ns/m]
Capacitance		30.8 [101.05]		pF/ft [pF/m]
Inductance		0.077 [0.25]		uH/ft [uH/m]
DC Resistance Inner Conductor		81 [265.75]		Ω/1000ft [Ω/Km]
DC Resistance Outer Conductor		9.5 [31.17]		Ω/1000ft [Ω/Km]
Jacket Spark			2,000	Vrms

Specifications by Frequency

Description	F1	F2	F3	F4	F5	Units
Frequency	0.1	0.25	0.5	1	3	GHz
Insertion Loss (Max.)	0.48	0.68	0.88	1.16	1.96	dB

Electrical Specification Notes:

The Insertion Loss data above is based on the performance specifications of the coax cable used in this assembly. The Insertion Loss includes an estimated insertion loss of 0.1dB per connector

Mechanical Specifications

Cable Assembly

Length*	48 in [121.92 cm]
Diameter	0.25 in [6.35 mm]

Cable

Cable Type	LMR-100A
Impedance	50 Ohms
Inner Conductor Type	Solid
Inner Conductor Material and Plating	Copper Clad Steel
Dielectric Type	PE
Number of Shields	2
Shield Layer 1	Aluminum Tape
Shield Layer 2	Tinned Copper Braid

Click the following link (or enter part number in "SEARCH" on website) to obtain additional part information including price, inventory and certifications: [SMC Plug to MCX Plug Low Loss Cable 48 Inch Length Using LMR-100 Coax PE3W04152-48](#)



SMC Plug to MCX Plug Low Loss Cable 48 Inch Length Using LMR-100 Coax

RF Cable Assemblies Technical Data Sheet

PE3W04152-48

Jacket Material	PVC, Black
Jacket Diameter	0.11 in [2.79 mm]
One Time Minimum Bend Radius	0.25 in [6.35 mm]
Repeated Minimum Bend Radius	1 in [25.4 mm]
Bending Moment	0.1 lbs-ft [0.14 N-m]
Flat Plate Crush	10 lbs/in [0.18 Kg/mm]
Tensile Strength	15 lbs [6.8 Kg]

Connectors

Description	Connector 1	Connector 2
Type	SMC Plug	MCX Plug
Specification	MIL-STD-348A	CECC 22220
Impedance	50 Ohms	50 Ohms
Contact Material and Plating	Beryllium Copper, Gold	Brass, Gold
Contact Plating Specification	30 µin minimum	30 µin minimum
Dielectric Type	PTFE	PTFE
Body Material and Plating	Brass, Nickel	Brass, Nickel
Body Plating Specification	100 µin minimum	100 µin minimum
Coupling Nut Material and Plating	Brass, Nickel	
Coupling Nut Plating Specification	100 µin minimum	
Hex Size	1/4 inch	

Mechanical Specification Notes:

*All cable assemblies have a length tolerance of 1.5% or $\pm 3/8"$, whichever is greater.

Environmental Specifications

Temperature

Operating Range -40 to +85 deg C

Compliance Certifications (see [product page](#) for current document)

Plotted and Other Data

Notes:

Click the following link (or enter part number in "SEARCH" on website) to obtain additional part information including price, inventory and certifications: [SMC Plug to MCX Plug Low Loss Cable 48 Inch Length Using LMR-100 Coax PE3W04152-48](#)

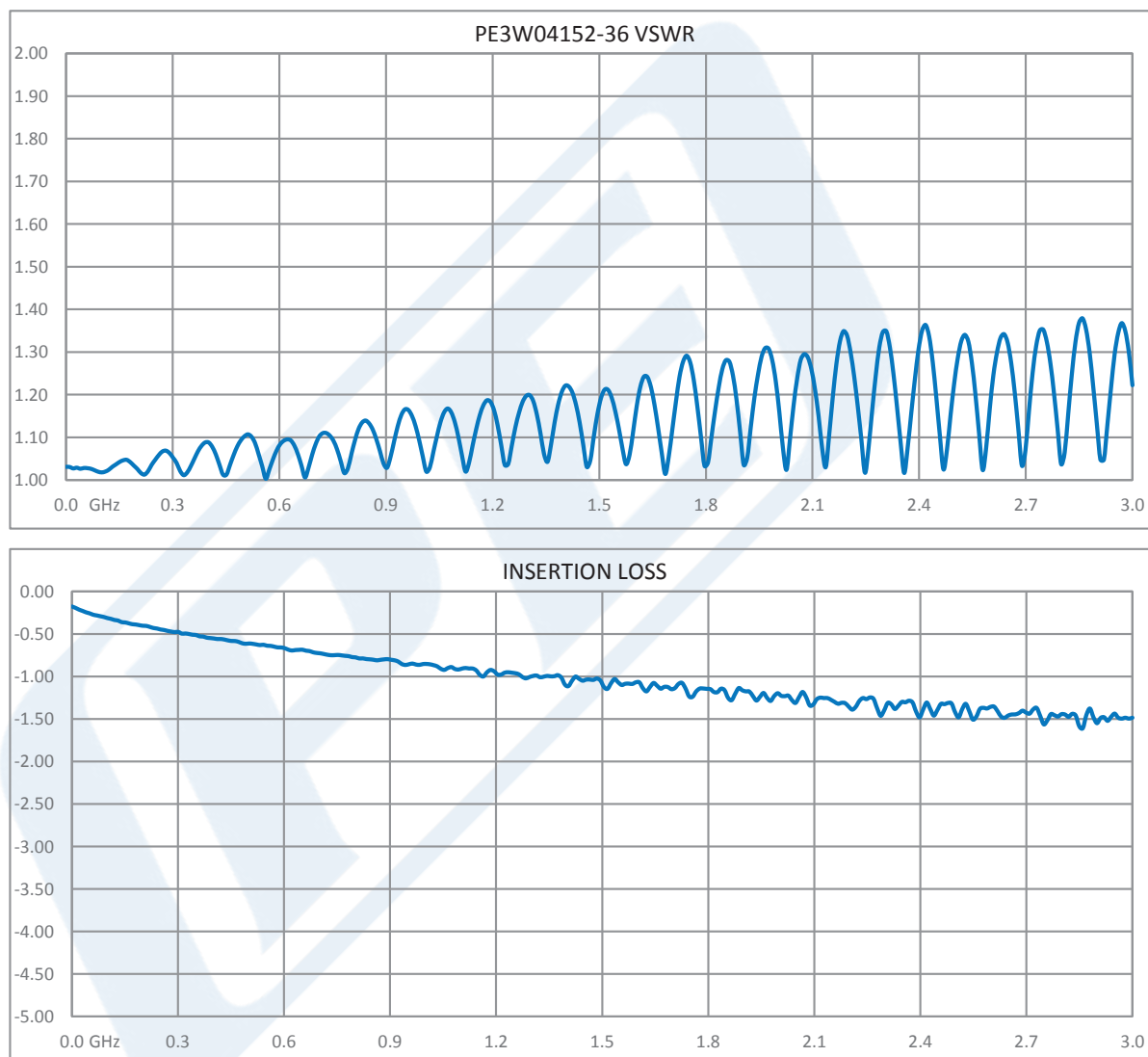


SMC Plug to MCX Plug Low Loss Cable
48 Inch Length Using LMR-100 Coax

RF Cable Assemblies Technical Data Sheet

PE3W04152-48

Typical Performance Data



Click the following link (or enter part number in "SEARCH" on website) to obtain additional part information including price, inventory and certifications: [SMC Plug to MCX Plug Low Loss Cable 48 Inch Length Using LMR-100 Coax PE3W04152-48](#)



SMC Plug to MCX Plug Low Loss Cable
48 Inch Length Using LMR-100 Coax

RF Cable Assemblies Technical Data Sheet

PE3W04152-48

How to Order

Part Number Configuration:

PE3W04152

- **xx**

uu

Unit of Measure:
cm = Centimeters
<blank> = Inches
Length
Base Number

Example: PE3W04152-12 = 12 inches long cable
PE3W04152-100cm = 100 cm long cable

SMC Plug to MCX Plug Low Loss Cable 48 Inch Length Using LMR-100 Coax from Pasternack Enterprises has same day shipment for domestic and International orders. Our RF, microwave and millimeter wave products maintain a 99.4% availability and are part of the broadest selection in the industry.

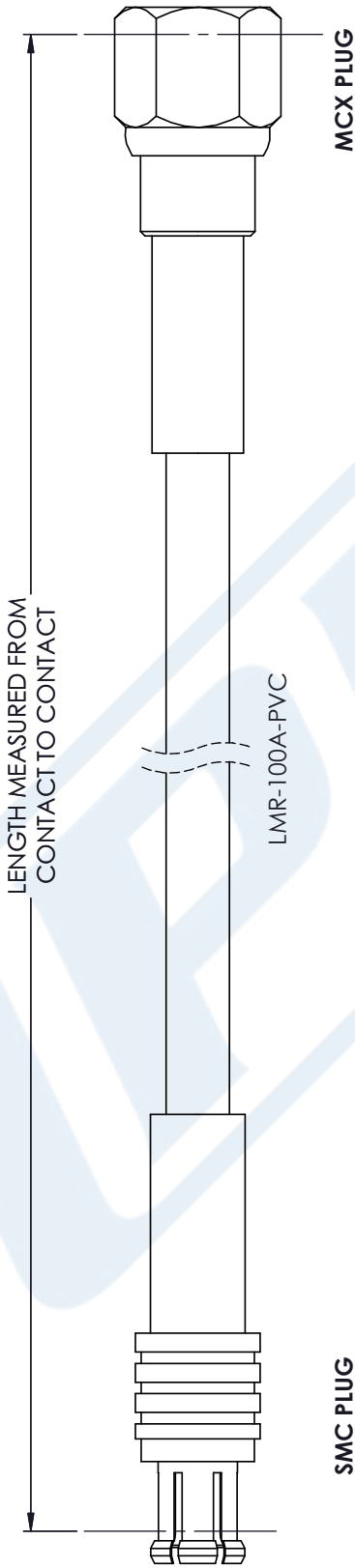
Click the following link (or enter part number in "SEARCH" on website) to obtain additional part information including price, inventory and certifications: [SMC Plug to MCX Plug Low Loss Cable 48 Inch Length Using LMR-100 Coax PE3W04152-48](https://www.pasternack.com/smc-plug-mcx-plug-lmr100-cable-assembly-pe3w04152-48-p.aspx)

URL: <https://www.pasternack.com/smc-plug-mcx-plug-lmr100-cable-assembly-pe3w04152-48-p.aspx>

The information contained in this document is accurate to the best of our knowledge and representative of the part described herein. It may be necessary to make modifications to the part and/or the documentation of the part, in order to implement improvements. Pasternack reserves the right to make such changes as required. Unless otherwise stated, all specifications are nominal. Pasternack does not make any representation or warranty regarding the suitability of the part described herein for any particular purpose, and Pasternack does not assume any liability arising out of the use of any part or documentation.

PE3W04152-48 CAD Drawing

SMC Plug to MCX Plug Low Loss Cable 48 Inch Length Using LMR-100 Coax



STANDARD TOLERANCES	
.X	±0.2
.XX	±0.01
.XXX	±0.005

*STANDARD TOLERANCES APPLY ONLY TO DIMENSIONS IN INCHES



Pasternack Enterprises, Inc.
P.O. Box 16759 | Irvine | CA | 92623
Phone: (949) 261-1920 | Fax: (949) 261-7451
Website: www.pasternack.com | E-Mail: sales@pasternack.com

DWG TITLE

PE3W04152

NOTES:
1. UNLESS OTHERWISE SPECIFIED ALL DIMENSIONS ARE NOMINAL.
2. ALL SPECIFICATIONS ARE SUBJECT TO CHANGE WITHOUT NOTICE AT ANY TIME.
3. DIMENSIONS ARE IN INCHES [mm].

CAGE CODE 53919

CAD FILE 05/02/18

SCALE N/A

SIZE A

CN2379