



BNC Male to 7/16 DIN Male Low Loss Cable 100 cm Length Using LMR-400-DB Coax with HeatShrink, LF Solder

RF Cable Assemblies Technical Data Sheet

PE3W03566LF/HS-100CM

Configuration

- Connector 1: BNC Male
- Connector 2: 7/16 DIN Male
- Cable Type: LMR-400-DB

Features

- Max Frequency 4 GHz
- Shielding Effectivity > 90 dB
- 85% Phase Velocity
- Double Shielded
- PE Jacket

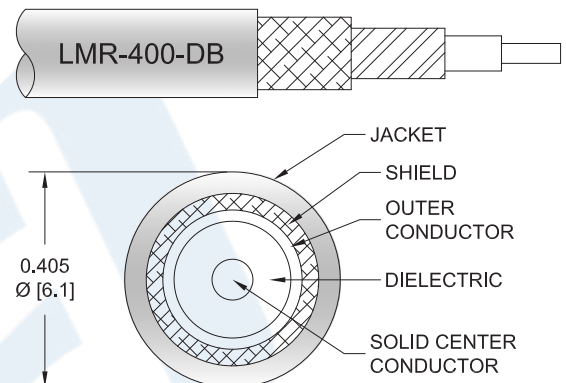
Applications

- General Purpose
- Laboratory Use

Description

Pasternack's PE3W03566LF/HS-100CM BNC male to 7/16 DIN male low loss 100 cm cable using LMR-400-DB coax is part of our full line of RF components available for same-day shipping. Pasternack's flexible RF cable assemblies are ideal for applications where tight bends and flexure are required. This Pasternack BNC to 7/16 DIN cable assembly has a male to male gender configuration with 50 ohm flexible LMR-400-DB coax. The PE3W03566LF/HS-100CM BNC male to 7/16 DIN male cable assembly operates to 4 GHz. The double shielding of this Pasternack cable assembly provides excellent shielding effectiveness of better than 90 dB.

Custom versions of most RF cable assemblies can be built and shipped same day. Custom cable assembly lengths can be obtained by specifying the desired length on the web site at time of order or by contacting a sales representative. Other available RF cable assembly value added services include connector orientation or clocking, heat shrink booting and custom labeling. RF testing can also be performed to document the electrical performance of your cable assembly.



Click the following link (or enter part number in "SEARCH" on website) to obtain additional part information including price, inventory and certifications: [BNC Male to 7/16 DIN Male Low Loss Cable 100 cm Length Using LMR-400-DB Coax with HeatShrink, LF Solder PE3W03566LF/HS-100CM](#)



BNC Male to 7/16 DIN Male Low Loss Cable 100 cm Length
Using LMR-400-DB Coax with HeatShrink, LF Solder

RF Cable Assemblies Technical Data Sheet

PE3W03566LF/HS-100CM

Electrical Specifications

| Description | Minimum | Typical | Maximum | Units |
|-------------------------------|---------|--------------|---------|----------------------------------|
| Frequency Range | DC | | 4 | GHz |
| VSWR | | | 1.5:1 | |
| Velocity of Propagation | | 85 | | % |
| RF Shielding | 90 | | | dB |
| Group Delay | | 1.2 [3.94] | | ns/ft [ns/m] |
| Capacitance | | 23.9 [78.41] | | pF/ft [pF/m] |
| Inductance | | 0.06 [0.2] | | uH/ft [uH/m] |
| DC Resistance Inner Conductor | | 1.39 [4.56] | | Ω /1000ft [Ω /Km] |
| DC Resistance Outer Conductor | | 1.65 [5.41] | | Ω /1000ft [Ω /Km] |
| Jacket Spark | | | 8,000 | Vrms |

Specifications by Frequency

| Description | F1 | F2 | F3 | F4 | F5 | Units |
|-----------------------|------|------|------|------|------|-------|
| Frequency | 0.25 | 0.5 | 1 | 2.5 | 4 | GHz |
| Insertion Loss (Max.) | 0.27 | 0.29 | 0.33 | 0.41 | 0.45 | dB |

Electrical Specification Notes:

The Insertion Loss data above is based on the performance specifications of the coax cable used in this assembly. The Insertion Loss includes an estimated insertion loss of 0.1dB per connector

Mechanical Specifications

Cable Assembly

| | |
|----------|--------------------|
| Length* | 39.37 in [100 cm] |
| Diameter | 1.25 in [31.75 mm] |

Cable

| | |
|--------------------------------------|----------------------|
| Cable Type | LMR-400-DB |
| Impedance | 50 Ohms |
| Inner Conductor Type | Solid |
| Inner Conductor Material and Plating | Copper Clad Aluminum |
| Dielectric Type | PE (F) |
| Number of Shields | 2 |
| Shield Layer 1 | Aluminum Tape |
| Shield Layer 2 | Tinned Copper Braid |

Click the following link (or enter part number in "SEARCH" on website) to obtain additional part information including price, inventory and certifications: [BNC Male to 7/16 DIN Male Low Loss Cable 100 cm Length Using LMR-400-DB Coax with HeatShrink, LF Solder PE3W03566LF/HS-100CM](#)



BNC Male to 7/16 DIN Male Low Loss Cable 100 cm Length
Using LMR-400-DB Coax with HeatShrink, LF Solder

RF Cable Assemblies Technical Data Sheet

PE3W03566LF/HS-100CM

| | |
|------------------------------|------------------------|
| Jacket Material | PE, Black |
| Jacket Diameter | 0.405 in [10.29 mm] |
| One Time Minimum Bend Radius | 1 in [25.4 mm] |
| Repeated Minimum Bend Radius | 4 in [101.6 mm] |
| Bending Moment | 0.5 lbs-ft [0.68 N-m] |
| Flat Plate Crush | 40 lbs/in [0.71 Kg/mm] |
| Tensile Strength | 160 lbs [72.57 Kg] |

Connectors

| Description | Connector 1 | Connector 2 |
|------------------------------------|---------------|------------------|
| Type | BNC Male | 7/16 DIN Male |
| Specification | MIL-STD-348 | |
| Impedance | 50 Ohms | 50 Ohms |
| Contact Material and Plating | Silver | Brass, Silver |
| Contact Plating Specification | QQ-S-365 | |
| Dielectric Type | PTFE | PTFE |
| Body Material and Plating | Brass, Nickel | Brass, Tri-Metal |
| Body Plating Specification | QQ-N-290 | |
| Coupling Nut Material and Plating | Brass, Nickel | Brass, Tri-Metal |
| Coupling Nut Plating Specification | QQ-N-290 | |
| Hex Size | | 1 1/4 inch |

Mechanical Specification Notes:

*All cable assemblies have a length tolerance of 1.5% or $\pm 3/8$ ", whichever is greater.

Compliance Certifications (see [product page](#) for current document)

Plotted and Other Data

Notes:

Click the following link (or enter part number in "SEARCH" on website) to obtain additional part information including price, inventory and certifications: [BNC Male to 7/16 DIN Male Low Loss Cable 100 cm Length Using LMR-400-DB Coax with HeatShrink, LF Solder PE3W03566LF/HS-100CM](#)

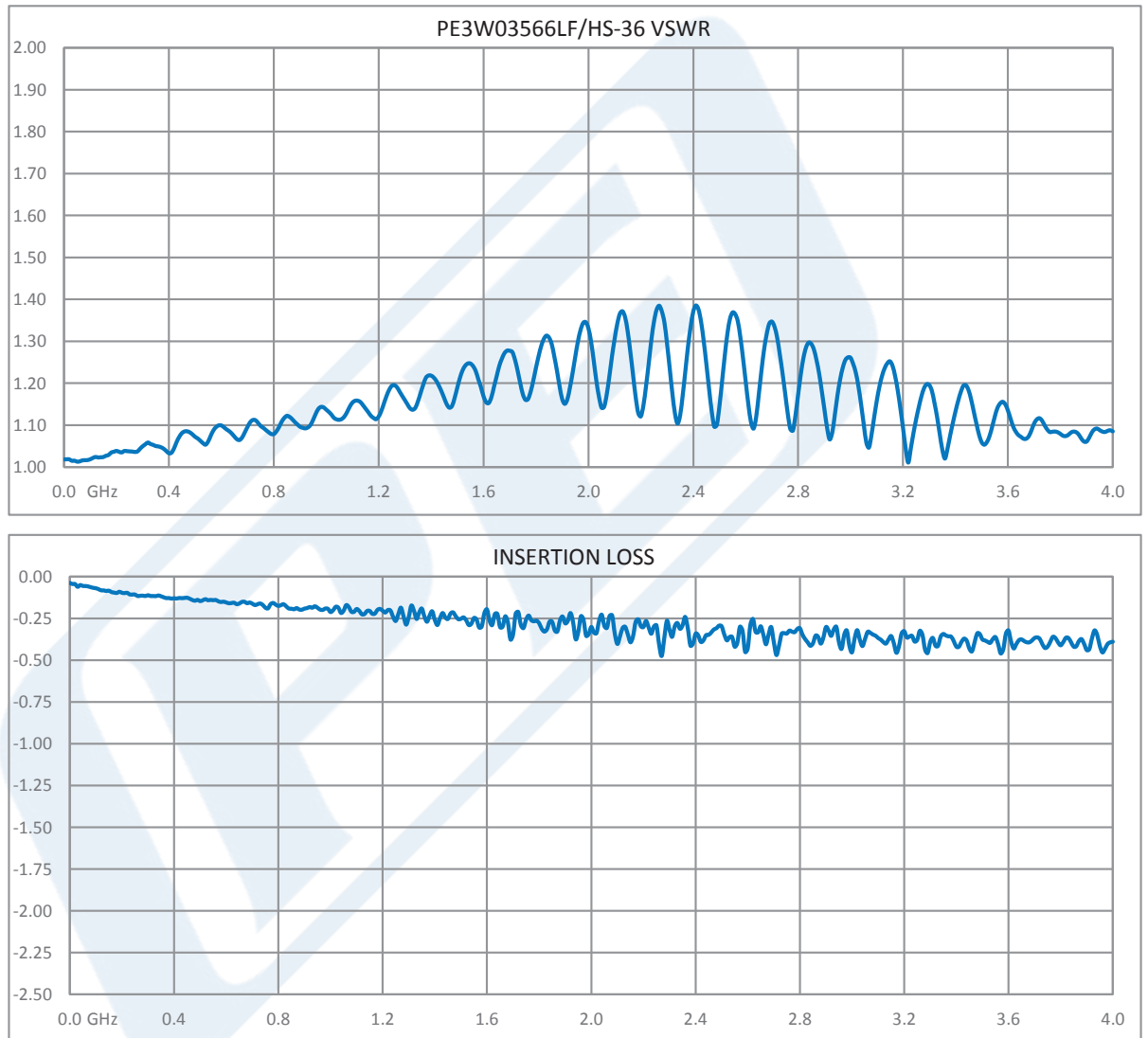


BNC Male to 7/16 DIN Male Low Loss Cable 100 cm Length
Using LMR-400-DB Coax with HeatShrink, LF Solder

RF Cable Assemblies Technical Data Sheet

PE3W03566LF/HS-100CM

Typical Performance Data



Click the following link (or enter part number in "SEARCH" on website) to obtain additional part information including price, inventory and certifications: [BNC Male to 7/16 DIN Male Low Loss Cable 100 cm Length Using LMR-400-DB Coax with HeatShrink, LF Solder PE3W03566LF/HS-100CM](#)



BNC Male to 7/16 DIN Male Low Loss Cable 100 cm Length
Using LMR-400-DB Coax with HeatShrink, LF Solder

RF Cable Assemblies Technical Data Sheet

PE3W03566LF/HS-100CM

How to Order

Part Number Configuration:

PE3W03566LF/HS - xx

uu

Unit of Measure:
cm = Centimeters
<blank> = Inches
Length
Base Number

Example: PE3W03566LF/HS-12 = 12 inches long cable
PE3W03566LF/HS-100cm = 100 cm long cable

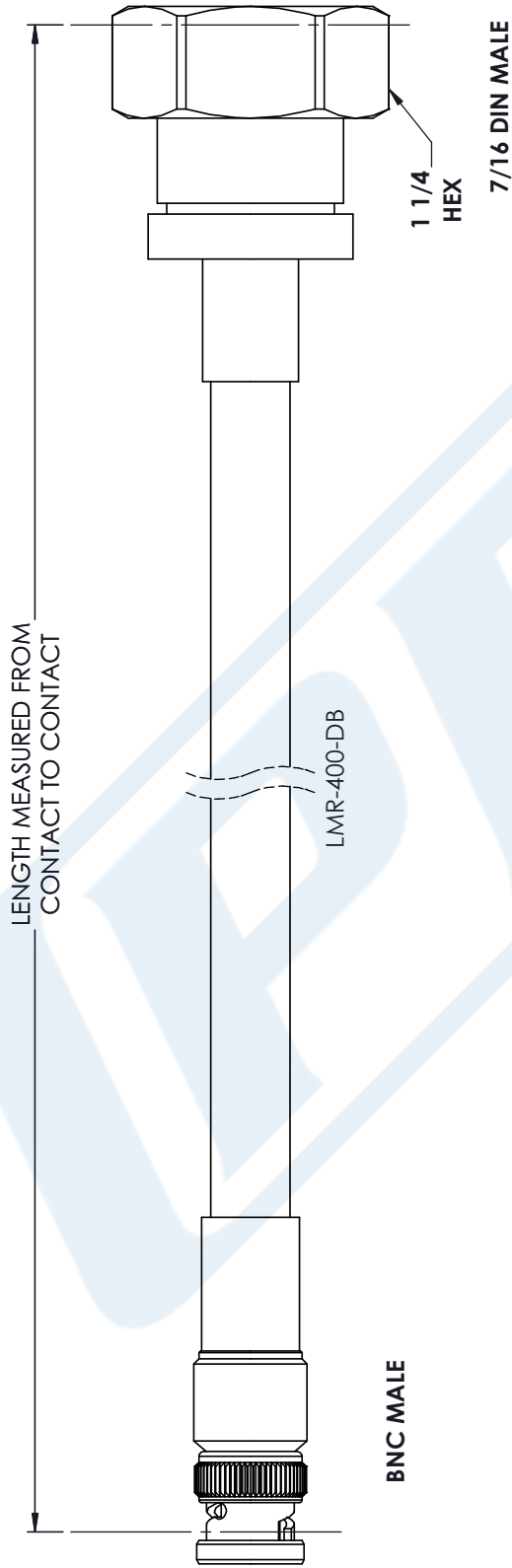
BNC Male to 7/16 DIN Male Low Loss Cable 100 cm Length Using LMR-400-DB Coax with HeatShrink, LF Solder from Pasternack Enterprises has same day shipment for domestic and International orders. Our RF, microwave and millimeter wave products maintain a 99.4% availability and are part of the broadest selection in the industry.

Click the following link (or enter part number in "SEARCH" on website) to obtain additional part information including price, inventory and certifications: [BNC Male to 7/16 DIN Male Low Loss Cable 100 cm Length Using LMR-400-DB Coax with HeatShrink, LF Solder PE3W03566LF/HS-100CM](https://www.pasternack.com/bnc-male-7-16-din-male-lmr400db-cable-assembly-pe3w03566lf-hs-100cm-p.aspx)

URL: <https://www.pasternack.com/bnc-male-7-16-din-male-lmr400db-cable-assembly-pe3w03566lf-hs-100cm-p.aspx>

The information contained in this document is accurate to the best of our knowledge and representative of the part described herein. It may be necessary to make modifications to the part and/or the documentation of the part, in order to implement improvements. Pasternack reserves the right to make such changes as required. Unless otherwise stated, all specifications are nominal. Pasternack does not make any representation or warranty regarding the suitability of the part described herein for any particular purpose, and Pasternack does not assume any liability arising out of the use of any part or documentation.

PE3W03566LF/HS-100CM CAD Drawing
 BNC Male to 7/16 DIN Male Low Loss Cable 100 cm Length
 Using LMR-400-DB Coax with HeatShrink, LF Solder



| STANDARD TOLERANCES | |
|---------------------|--------|
| .X | ±0.2 |
| .XX | ±0.01 |
| .XXX | ±0.005 |

*STANDARD TOLERANCES APPLY ONLY TO DIMENSIONS IN INCHES

| | | | |
|---|-----------------------------|---|-----------|
| Pasternack Enterprises, Inc. P.O. Box 16759 Irvine CA 92623 Phone: (949) 261-1920 Fax: (949) 261-7451 Website: www.pasternack.com E-Mail: sales@pasternack.com | DWG TITLE PE3W03566LF/HS | NOTES: 1. UNLESS OTHERWISE SPECIFIED ALL DIMENSIONS ARE NOMINAL. 2. ALL SPECIFICATIONS ARE SUBJECT TO CHANGE WITHOUT NOTICE AT ANY TIME. 3. DIMENSIONS ARE IN INCHES [mm]. | |
| | CAGE CODE 53919 | CAD FILE 05/02/18 | SCALE N/A |
| | | SIZE A | CN2379 |