



SMA Male Right Angle to MCX Plug Right Angle
Cable 24 Inch Length Using PE-SR405AL Coax

RF Cable Assemblies Technical Data Sheet

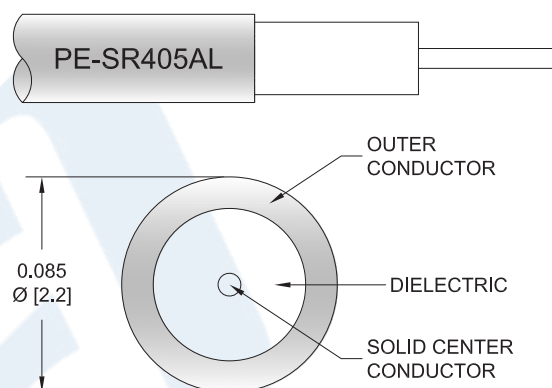
PE3W02882-24

Configuration

- Connector 1: SMA Male Right Angle
- Connector 2: MCX Plug Right Angle
- Cable Type: PE-SR405AL

Features

- Max Frequency 6 GHz



Applications

- General Purpose
- Laboratory Use

Description

Pasternack's PE3W02882-24 SMA male right angle to MCX plug right angle 24 inch cable using PE-SR405AL coax is part of our full line of RF components available for same-day shipping. Pasternack's semi-rigid RF cable assemblies are ideal for high performance applications and can be formed, using proper tooling, to the routing pattern required. This Pasternack SMA to MCX cable assembly has a male to plug gender configuration with 50 ohm semi-rigid PE-SR405AL coax. The PE3W02882-24 SMA male to MCX plug cable assembly operates to 6 GHz. The right angle SMA and right angle MCX interfaces on the PE-SR405AL cable allow for easier connections in tight spaces.

Custom versions of most RF cable assemblies can be built and shipped same day. Custom cable assembly lengths can be obtained by specifying the desired length on the web site at time of order or by contacting a sales representative. Other available RF cable assembly value added services include connector orientation or clocking, heat shrink booting and custom labeling. RF testing can also be performed to document the electrical performance of your cable assembly.

Electrical Specifications

Description	Minimum	Typical	Maximum	Units
Frequency Range	DC		6	GHz
VSWR			1.45:1	

Click the following link (or enter part number in "SEARCH" on website) to obtain additional part information including price, inventory and certifications: [SMA Male Right Angle to MCX Plug Right Angle Cable 24 Inch Length Using PE-SR405AL Coax PE3W02882-24](#)



SMA Male Right Angle to MCX Plug Right Angle Cable 24 Inch Length Using PE-SR405AL Coax

RF Cable Assemblies Technical Data Sheet

PE3W02882-24

Specifications by Frequency

Description	F1	F2	F3	F4	F5	Units
Frequency	0.25	0.5	1	2.5	6	GHz
Insertion Loss (Max.)	0.46	0.54	0.66	0.86	1.34	dB

Electrical Specification Notes:

The Insertion Loss data above is based on the performance specifications of the coax cable used in this assembly. The Insertion Loss includes an estimated insertion loss of 0.1 dB per connector.

Mechanical Specifications

Cable Assembly

Length* 24 in [609.6 mm]

Cable

Cable Type PE-SR405AL
 Impedance 50 Ohms
 Inner Conductor Type Solid
 Inner Conductor Material and Plating Copper Clad Steel, Silver
 Dielectric Type PTFE
 Number of Shields 1
 Outer Conductor Material and Plating Tinned Aluminum
 Repeated Minimum Bend Radius 0.05 in [1.27 mm]

Connectors

Description	Connector 1	Connector 2
Type	SMA Male Right Angle	MCX Plug Right Angle
Impedance	50 Ohms	50 Ohms
Contact Material and Plating	Brass, Gold over Nickel	Brass, Gold over Nickel
Contact Plating Specification	0.2 µin minimum	
Dielectric Type	PTFE	PTFE
Body Material and Plating	Brass, Gold over Nickel	Brass, Gold over Nickel
Body Plating Specification	0.1 µin minimum	
Coupling Nut Material and Plating	Passivated Stainless Steel	
Hex Size	5/16 inch	
Torque	8 in-lbs [0.9 Nm]	

Mechanical Specification Notes:

*All cable assemblies have a length tolerance of 1.5% or ± 3/8", whichever is greater.

Click the following link (or enter part number in "SEARCH" on website) to obtain additional part information including price, inventory and certifications: [SMA Male Right Angle to MCX Plug Right Angle Cable 24 Inch Length Using PE-SR405AL Coax PE3W02882-24](#)



SMA Male Right Angle to MCX Plug Right Angle
Cable 24 Inch Length Using PE-SR405AL Coax

RF Cable Assemblies Technical Data Sheet

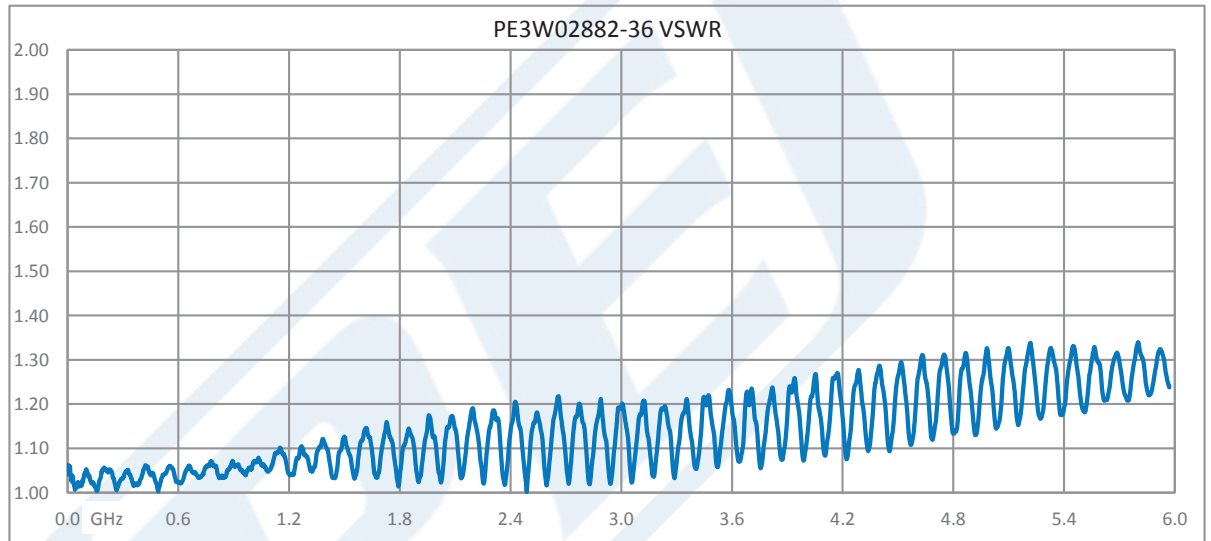
PE3W02882-24

Compliance Certifications (see [product page](#) for current document)

Plotted and Other Data

Notes:

Typical Performance Data



Click the following link (or enter part number in "SEARCH" on website) to obtain additional part information including price, inventory and certifications: [SMA Male Right Angle to MCX Plug Right Angle Cable 24 Inch Length Using PE-SR405AL Coax PE3W02882-24](#)



SMA Male Right Angle to MCX Plug Right Angle
Cable 24 Inch Length Using PE-SR405AL Coax

RF Cable Assemblies Technical Data Sheet

PE3W02882-24

How to Order

Part Number Configuration:

PE3W02882

- **xx**

uu

Unit of Measure:
cm = Centimeters
<blank> = Inches
Length
Base Number

Example: PE3W02882-12 = 12 inches long cable
PE3W02882-100cm = 100 cm long cable

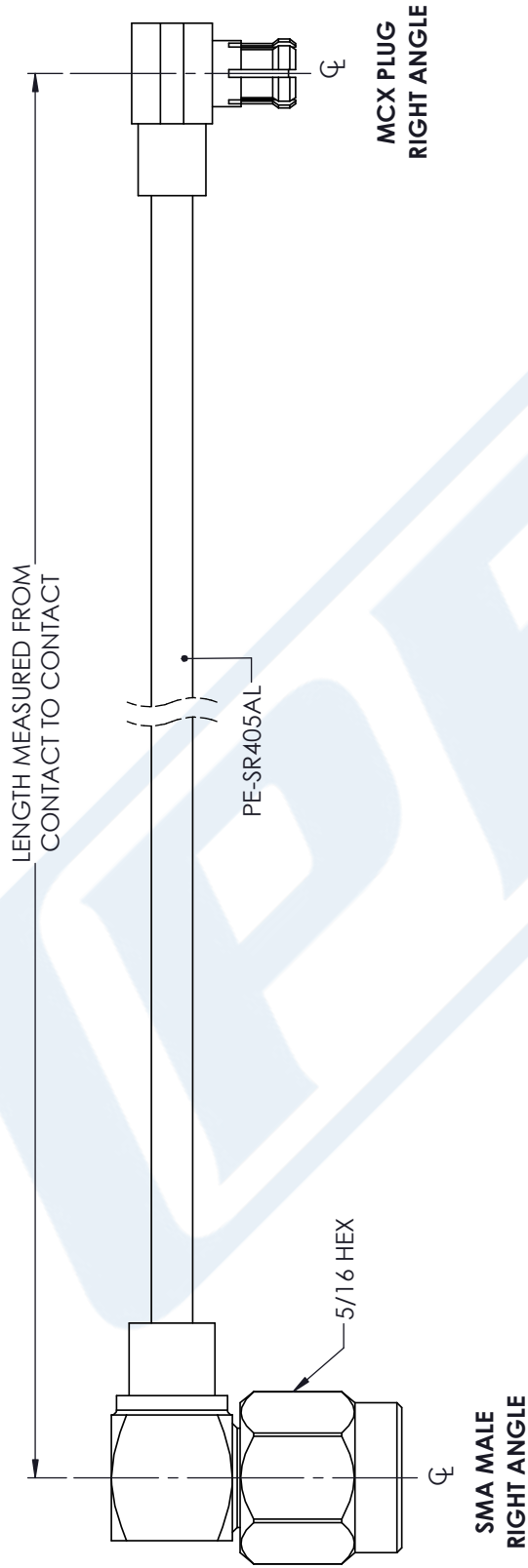
SMA Male Right Angle to MCX Plug Right Angle Cable 24 Inch Length Using PE-SR405AL Coax from Pasternack Enterprises has same day shipment for domestic and International orders. Our RF, microwave and millimeter wave products maintain a 99.4% availability and are part of the broadest selection in the industry.

Click the following link (or enter part number in "SEARCH" on website) to obtain additional part information including price, inventory and certifications: [SMA Male Right Angle to MCX Plug Right Angle Cable 24 Inch Length Using PE-SR405AL Coax PE3W02882-24](https://www.pasternack.com/sma-male-mcx-plug-pe-sr405al-cable-assembly-pe3w02882-24-p.aspx)

URL: <https://www.pasternack.com/sma-male-mcx-plug-pe-sr405al-cable-assembly-pe3w02882-24-p.aspx>

The information contained in this document is accurate to the best of our knowledge and representative of the part described herein. It may be necessary to make modifications to the part and/or the documentation of the part, in order to implement improvements. Pasternack reserves the right to make such changes as required. Unless otherwise stated, all specifications are nominal. Pasternack does not make any representation or warranty regarding the suitability of the part described herein for any particular purpose, and Pasternack does not assume any liability arising out of the use of any part or documentation.

PE3W02882-24 CAD Drawing
 SMA Male Right Angle to MCX Plug Right Angle Cable
 24 Inch Length Using PE-SR405AL Coax



STANDARD TOLERANCES	
.X	±0.2
.XX	±0.01
.XXX	±0.005

*STANDARD TOLERANCES APPLY ONLY TO DIMENSIONS IN INCHES

PE PASTERNAK®
 THE ENGINEER'S RF SOURCE
 Pasternack Enterprises, Inc.
 P.O. Box 16759 | Irvine | CA | 92623
Phone: (949) 261-1920 | **Fax:** (949) 261-7451
Website: www.pasternack.com | **E-Mail:** sales@pasternack.com

DWG TITLE	PE3W02882
CAGE CODE	53919

NOTES:	1. UNLESS OTHERWISE SPECIFIED ALL DIMENSIONS ARE NOMINAL.
	2. ALL SPECIFICATIONS ARE SUBJECT TO CHANGE WITHOUT NOTICE AT ANY TIME.
	3. DIMENSIONS ARE IN INCHES [mm].
CAD FILE	05/07/18
SCALE	N/A
SIZE	A
	CN2379