



SMA Male Right Angle to MCX Jack Cable 48 Inch Length Using RG316 Coax

RF Cable Assemblies Technical Data Sheet

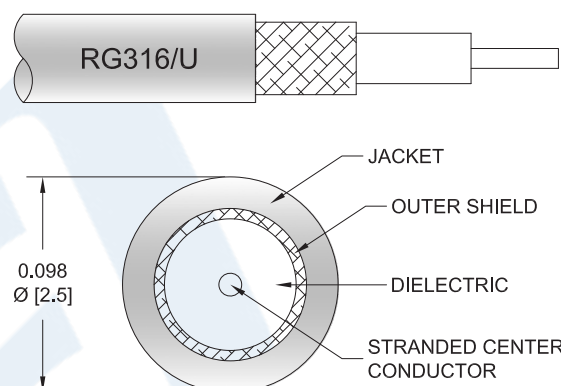
PE3W02744-48

Configuration

- Connector 1: SMA Male Right Angle
- Connector 2: MCX Jack
- Cable Type: RG316

Features

- Max Frequency 3 GHz
- 69% Phase Velocity
- FEP Jacket



Applications

- General Purpose
- Laboratory Use

Description

Pasternack's PE3W02744-48 SMA male right angle to MCX jack 48 inch cable using RG316 coax is part of our full line of RF components available for same-day shipping. Pasternack's flexible RF cable assemblies are ideal for applications where tight bends and flexure are required. This Pasternack SMA to MCX cable assembly has a male to jack gender configuration with 50 ohm flexible RG316 coax. The PE3W02744-48 SMA male to MCX jack cable assembly operates to 3 GHz. The right angle SMA interface on the RG316 cable allows for easier connections in tight spaces.

Custom versions of most RF cable assemblies can be built and shipped same day. Custom cable assembly lengths can be obtained by specifying the desired length on the web site at time of order or by contacting a sales representative. Other available RF cable assembly value added services include connector orientation or clocking, heat shrink booting and custom labeling. RF testing can also be performed to document the electrical performance of your cable assembly.

Electrical Specifications

Description	Minimum	Typical	Maximum	Units
Frequency Range	DC		3	GHz
VSWR			1.5:1	
Velocity of Propagation		69		%
Capacitance		29.4 [96.46]		pF/ft [pF/m]
DC Resistance Inner Conductor		8.41 [27.59]		Ω/1000ft [Ω/Km]
Jacket Spark			2,000	Vrms

Click the following link (or enter part number in "SEARCH" on website) to obtain additional part information including price, inventory and certifications: [SMA Male Right Angle to MCX Jack Cable 48 Inch Length Using RG316 Coax PE3W02744-48](#)



SMA Male Right Angle to MCX Jack Cable 48 Inch Length Using RG316 Coax

RF Cable Assemblies Technical Data Sheet

PE3W02744-48

Specifications by Frequency

Description	F1	F2	F3	F4	F5	Units
Frequency	0.05	0.1	0.4	1	3	GHz
Insertion Loss (Max.)	0.5	0.64	1.04	1.72	2.5	dB

Electrical Specification Notes:

The Insertion Loss data above is based on the performance specifications of the coax cable used in this assembly. The Insertion Loss includes an estimated insertion loss of 0.1dB per connector

Mechanical Specifications

Cable Assembly

Length*	48 in [121.92 cm]
Diameter	0.315 in [8 mm]

Cable

Cable Type	RG316
Impedance	50 Ohms
Inner Conductor Type	Stranded
Inner Conductor Material and Plating	Copper Clad Steel, Silver
Dielectric Type	PTFE
Number of Shields	1
Shield Layer 1	Silver Plated Copper Braid
Jacket Material	FEP, Tan
Jacket Diameter	0.102 in [2.59 mm]

Click the following link (or enter part number in "SEARCH" on website) to obtain additional part information including price, inventory and certifications: [SMA Male Right Angle to MCX Jack Cable 48 Inch Length Using RG316 Coax PE3W02744-48](#)



SMA Male Right Angle to MCX Jack Cable 48 Inch Length Using RG316 Coax

RF Cable Assemblies Technical Data Sheet

PE3W02744-48

Connectors

Description	Connector 1	Connector 2
Type	SMA Male Right Angle	MCX Jack
Specification	MIL-STD-348A	MIL-C-39012
Impedance	50 Ohms	50 Ohms
Contact Material and Plating	Brass, Gold	Gold
Contact Plating Specification	50 µin minimum	MIL-G-45204
Dielectric Type	PTFE	PTFE
Body Material and Plating	Brass, Nickel	Brass, Nickel
Body Plating Specification	100 µin minimum	QQ-N-290
Coupling Nut Material and Plating	Brass, Nickel	
Coupling Nut Plating Specification	100 µin minimum	
Hex Size	5/16 inch	
Torque	3 in-lbs [0.34 Nm]	

Mechanical Specification Notes:

*All cable assemblies have a length tolerance of 1.5% or $\pm 3/8$ ", whichever is greater.

Environmental Specifications

Temperature

Operating Range -55 to +165 deg C

Compliance Certifications (see [product page](#) for current document)

Plotted and Other Data

Notes:

Click the following link (or enter part number in "SEARCH" on website) to obtain additional part information including price, inventory and certifications: [SMA Male Right Angle to MCX Jack Cable 48 Inch Length Using RG316 Coax PE3W02744-48](#)

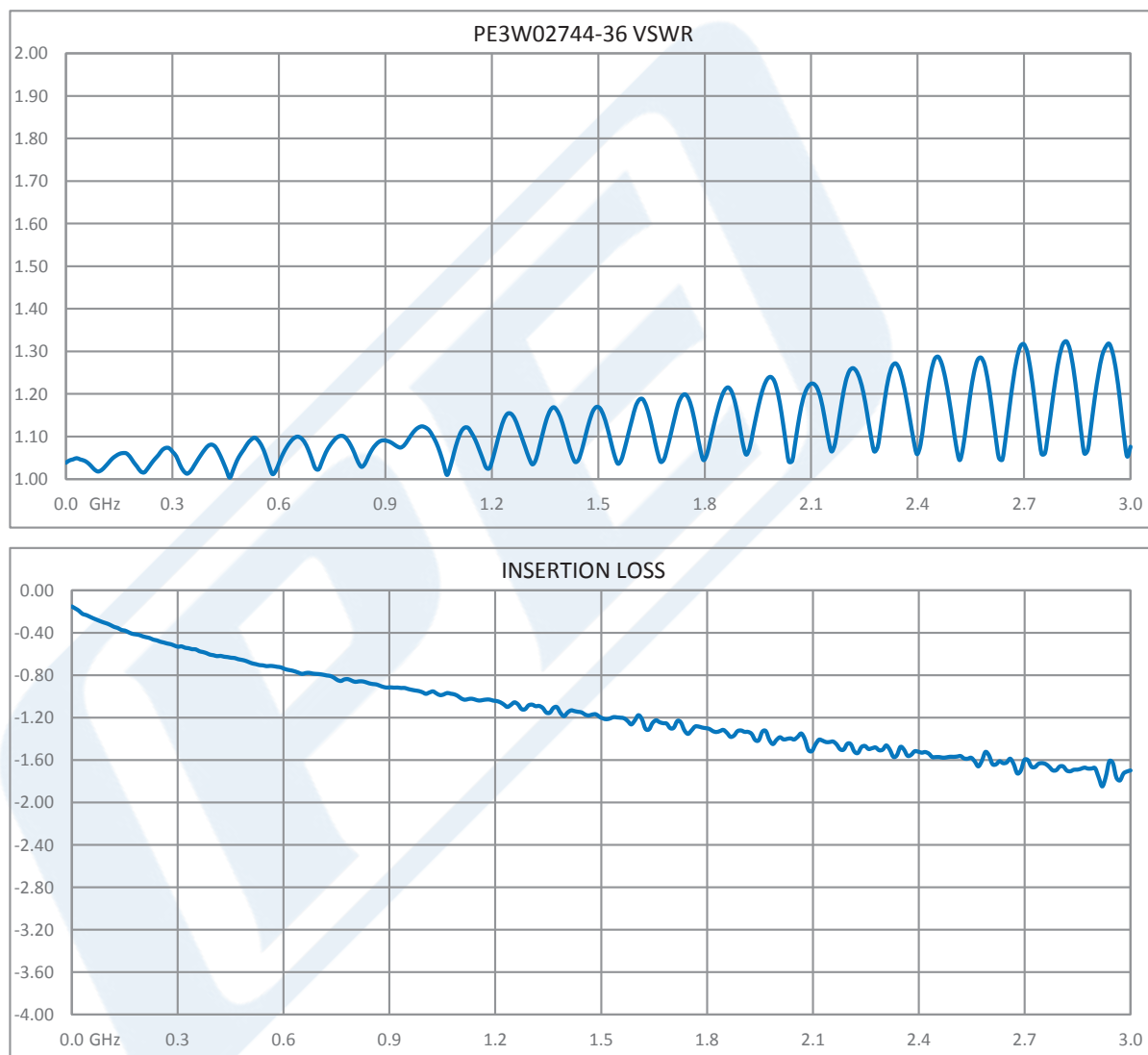


SMA Male Right Angle to MCX Jack Cable
48 Inch Length Using RG316 Coax

RF Cable Assemblies Technical Data Sheet

PE3W02744-48

Typical Performance Data



Click the following link (or enter part number in "SEARCH" on website) to obtain additional part information including price, inventory and certifications: [SMA Male Right Angle to MCX Jack Cable 48 Inch Length Using RG316 Coax PE3W02744-48](#)



SMA Male Right Angle to MCX Jack Cable
48 Inch Length Using RG316 Coax

RF Cable Assemblies Technical Data Sheet

PE3W02744-48

How to Order

Part Number Configuration:

PE3W02744

- **xx**

uu

Unit of Measure:
cm = Centimeters
<blank> = Inches
Length
Base Number

Example: PE3W02744-12 = 12 inches long cable
PE3W02744-100cm = 100 cm long cable

SMA Male Right Angle to MCX Jack Cable 48 Inch Length Using RG316 Coax from Pasternack Enterprises has same day shipment for domestic and International orders. Our RF, microwave and millimeter wave products maintain a 99.4% availability and are part of the broadest selection in the industry.

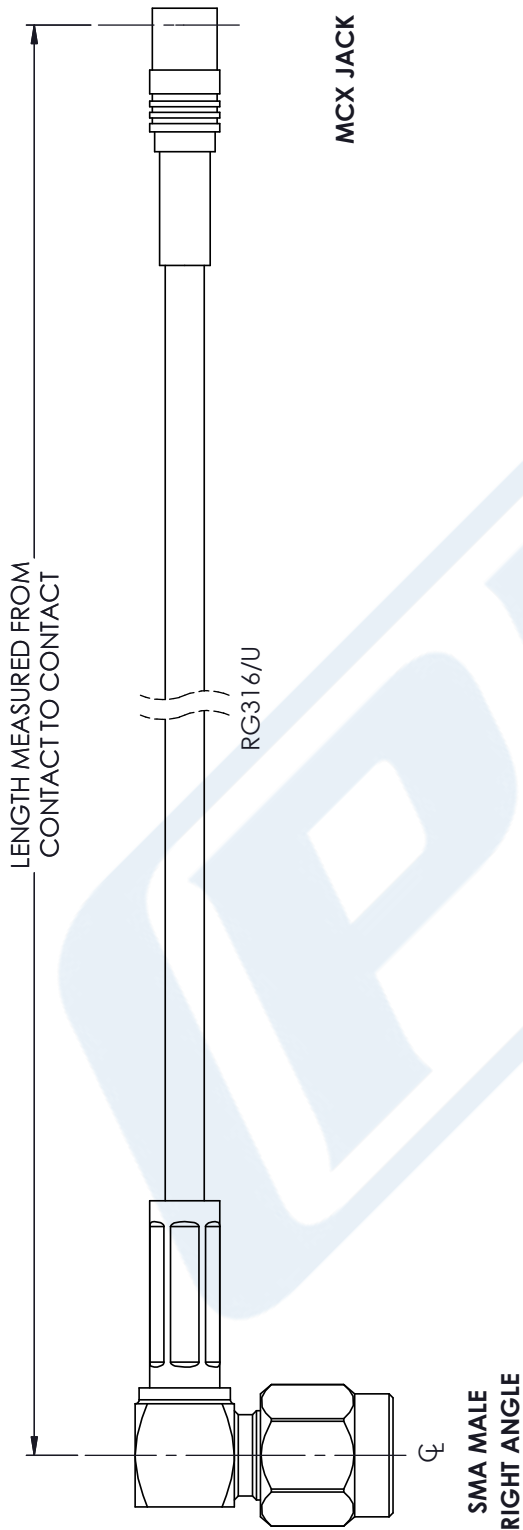
Click the following link (or enter part number in "SEARCH" on website) to obtain additional part information including price, inventory and certifications: [SMA Male Right Angle to MCX Jack Cable 48 Inch Length Using RG316 Coax PE3W02744-48](#)

URL: <https://www.pasternack.com/sma-male-mcx-jack-rg316u-cable-assembly-pe3w02744-48-p.aspx>

The information contained in this document is accurate to the best of our knowledge and representative of the part described herein. It may be necessary to make modifications to the part and/or the documentation of the part, in order to implement improvements. Pasternack reserves the right to make such changes as required. Unless otherwise stated, all specifications are nominal. Pasternack does not make any representation or warranty regarding the suitability of the part described herein for any particular purpose, and Pasternack does not assume any liability arising out of the use of any part or documentation.

PE3W02744-48 CAD Drawing

SMA Male Right Angle to MCX Jack Cable 48 Inch Length Using RG316 Coax



STANDARD TOLERANCES

.X ±0.2
.XX ±0.01
.XXX ±0.005

*STANDARD TOLERANCES APPLY
ONLY TO DIMENSIONS IN INCHES



Pasternack Enterprises, Inc.
P.O. Box 16759 | Irvine | CA | 92623
Phone: (949) 261-1920 | Fax: (949) 261-7451
Website: www.pasternack.com | E-Mail: sales@pasternack.com

DWG TITLE

PE3W02744

NOTES:

1. UNLESS OTHERWISE SPECIFIED ALL DIMENSIONS ARE NOMINAL.
2. ALL SPECIFICATIONS ARE SUBJECT TO CHANGE WITHOUT NOTICE AT ANY TIME.
3. DIMENSIONS ARE IN INCHES [mm].