



N Male Right Angle to N Female Cable 200 CM
Length Using LMR-600 Coax with HeatShrink

RF Cable Assemblies Technical Data Sheet

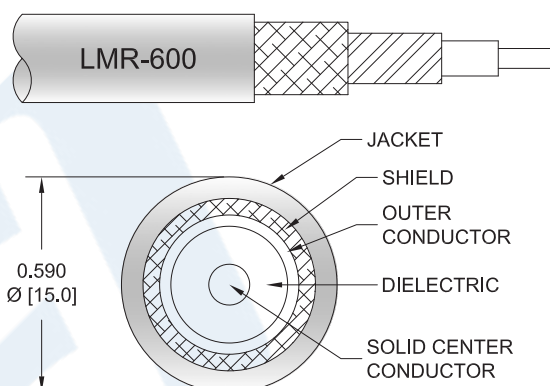
PE3W02447/HS-200CM

Configuration

- Connector 1: N Male Right Angle
- Connector 2: N Female
- Cable Type: LMR-600

Features

- Max Frequency 3 GHz
- Shielding Effectivity > 90 dB
- 87% Phase Velocity
- Double Shielded
- PE Jacket



Applications

- General Purpose
- Laboratory Use

Description

Pasternack's PE3W02447/HS-200CM type N male right angle to type N female 200 cm cable using LMR-600 coax is part of our full line of RF components available for same-day shipping. Pasternack's flexible RF cable assemblies are ideal for applications where tight bends and flexure are required. This Pasternack type N to type N cable assembly has a male to female gender configuration with 50 ohm flexible LMR-600 coax. The PE3W02447/HS-200CM type N male to type N female cable assembly operates to 3 GHz. The right angle type N interface on the LMR-600 cable allows for easier connections in tight spaces. The double shielding of this Pasternack cable assembly provides excellent shielding effectiveness of better than 90 dB.

Custom versions of most RF cable assemblies can be built and shipped same day. Custom cable assembly lengths can be obtained by specifying the desired length on the web site at time of order or by contacting a sales representative. Other available RF cable assembly value added services include connector orientation or clocking, heat shrink booting and custom labeling. RF testing can also be performed to document the electrical performance of your cable assembly.

Click the following link (or enter part number in "SEARCH" on website) to obtain additional part information including price, inventory and certifications: [N Male Right Angle to N Female Cable 200 CM Length Using LMR-600 Coax with HeatShrink PE3W02447/HS-200CM](#)



N Male Right Angle to N Female Cable 200 CM Length Using LMR-600 Coax with HeatShrink

RF Cable Assemblies Technical Data Sheet

PE3W02447/HS-200CM

Electrical Specifications

Description	Minimum	Typical	Maximum	Units
Frequency Range	DC		3	GHz
VSWR			1.45:1	
Velocity of Propagation		87		%
RF Shielding	90			dB
Group Delay		1.17 [3.84]		ns/ft [ns/m]
Capacitance		23.4 [76.77]		pF/ft [pF/m]
Inductance		0.058 [0.19]		uH/ft [uH/m]
DC Resistance Inner Conductor		0.53 [1.74]		Ω/1000ft [Ω/Km]
DC Resistance Outer Conductor		1.2 [3.94]		Ω/1000ft [Ω/Km]
Jacket Spark			8,000	Vrms

Specifications by Frequency

Description	F1	F2	F3	F4	F5	Units
Frequency	0.25	0.5	1	2.5	3	GHz
Insertion Loss (Max.)	0.38	0.41	0.47	0.58	0.61	dB

Electrical Specification Notes:

The Insertion Loss data above is based on the performance specifications of the coax used in this assembly. The Insertion Loss includes an estimated insertion loss of 0.3dB of connector loss.

Mechanical Specifications

Cable Assembly

Length*	78.74 in [200 cm]
Diameter	0.86 in [21.84 mm]

Cable

Cable Type	LMR-600
Impedance	50 Ohms
Inner Conductor Type	Solid
Inner Conductor Material and Plating	Copper Clad Aluminum
Dielectric Type	PE (F)
Number of Shields	2
Shield Layer 1	Aluminum Tape
Shield Layer 2	Tinned Copper Braid

Click the following link (or enter part number in "SEARCH" on website) to obtain additional part information including price, inventory and certifications: [N Male Right Angle to N Female Cable 200 CM Length Using LMR-600 Coax with HeatShrink PE3W02447/HS-200CM](#)



N Male Right Angle to N Female Cable 200 CM
Length Using LMR-600 Coax with HeatShrink

RF Cable Assemblies Technical Data Sheet

PE3W02447/HS-200CM

Jacket Material	PE, Black
Jacket Diameter	0.59 in [14.99 mm]
One Time Minimum Bend Radius	1.5 in [38.1 mm]
Repeated Minimum Bend Radius	6 in [152.4 mm]
Bending Moment	2.75 lbs-ft [3.73 N-m]
Flat Plate Crush	60 lbs/in [1.07 Kg/mm]
Tensile Strength	350 lbs [158.76 Kg]

Connectors

Description	Connector 1	Connector 2
Type	N Male Right Angle	N Female
Impedance	50 Ohms	50 Ohms
Contact Material and Plating	Brass, Gold	Phosphor Bronze, Gold
Dielectric Type	PTFE	PTFE
Body Material and Plating	Brass, Tri-Metal	Brass, Tri-Metal

Mechanical Specification Notes:

*All cable assemblies have a length tolerance of 1.5% or $\pm 3/8"$, whichever is greater.

Environmental Specifications

Temperature

Operating Range -40 to +85 deg C

Compliance Certifications (see [product page](#) for current document)

Plotted and Other Data

Notes:

Click the following link (or enter part number in "SEARCH" on website) to obtain additional part information including price, inventory and certifications: [N Male Right Angle to N Female Cable 200 CM Length Using LMR-600 Coax with HeatShrink PE3W02447/HS-200CM](#)

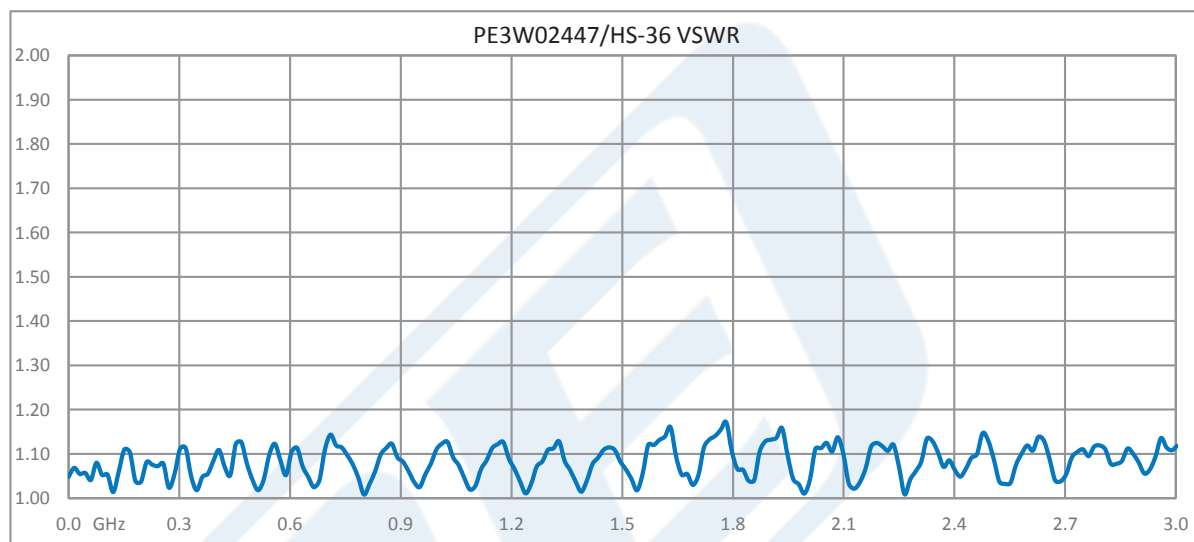


N Male Right Angle to N Female Cable 200 CM
Length Using LMR-600 Coax with HeatShrink

RF Cable Assemblies Technical Data Sheet

PE3W02447/HS-200CM

Typical Performance Data



Click the following link (or enter part number in "SEARCH" on website) to obtain additional part information including price, inventory and certifications: [N Male Right Angle to N Female Cable 200 CM Length Using LMR-600 Coax with HeatShrink PE3W02447/HS-200CM](#)



**N Male Right Angle to N Female Cable 200 CM
Length Using LMR-600 Coax with HeatShrink**

RF Cable Assemblies Technical Data Sheet

PE3W02447/HS-200CM

How to Order

Part Number Configuration:

PE3W02447/HS

- xx

uu

Unit of Measure:
cm = Centimeters
<blank> = Inches
Length
Base Number

Example: PE3W02447/HS-12 = 12 inches long cable
PE3W02447/HS-100cm = 100 cm long cable

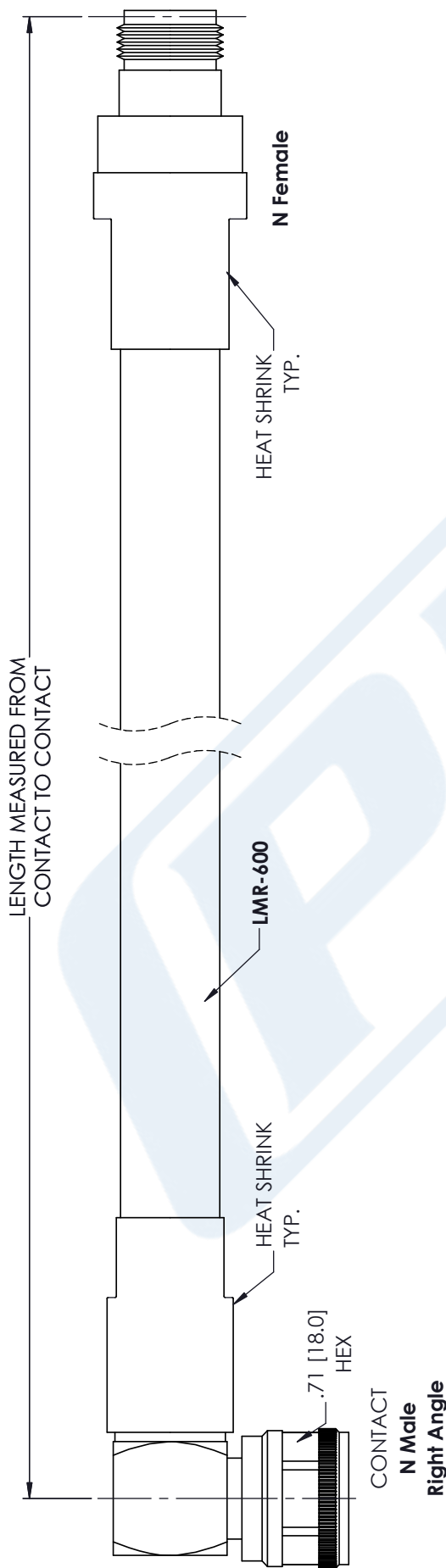
N Male Right Angle to N Female Cable 200 CM Length Using LMR-600 Coax with HeatShrink from Pasternack Enterprises has same day shipment for domestic and International orders. Our RF, microwave and millimeter wave products maintain a 99.4% availability and are part of the broadest selection in the industry.

Click the following link (or enter part number in "SEARCH" on website) to obtain additional part information including price, inventory and certifications: [N Male Right Angle to N Female Cable 200 CM Length Using LMR-600 Coax with HeatShrink PE3W02447/HS-200CM](#)

URL: <https://www.pasternack.com/n-male-n-female-lmr600-cable-assembly-pe3w02447-hs-200cm-p.aspx>

The information contained in this document is accurate to the best of our knowledge and representative of the part described herein. It may be necessary to make modifications to the part and/or the documentation of the part, in order to implement improvements. Pasternack reserves the right to make such changes as required. Unless otherwise stated, all specifications are nominal. Pasternack does not make any representation or warranty regarding the suitability of the part described herein for any particular purpose, and Pasternack does not assume any liability arising out of the use of any part or documentation.

PE3W02447/HS-200CM CAD Drawing
N Male Right Angle to N Female Cable 200 CM Length
Using LMR-600 Coax with HeatShrink



STANDARD TOLERANCES

.X ± 0.2
.XX ± 0.01
.XXX ± 0.005

*STANDARD TOLERANCES APPLY
ONLY TO DIMENSIONS IN INCHES



Pasternack Enterprises, Inc.
P.O. Box 16759 | Irvine | CA | 92623
Phone: (949) 261-1920 | **Fax:** (949) 261-7451
Website: www.pasternack.com | **E-Mail:** sales@pasternack.com

DWG TITLE

PE3W02447/HS

NOTES:
1. UNLESS OTHERWISE SPECIFIED ALL DIMENSIONS ARE NOMINAL.
2. ALL SPECIFICATIONS ARE SUBJECT TO CHANGE WITHOUT NOTICE AT ANY TIME.
3. DIMENSIONS ARE IN INCHES [mm].

CAGE CODE 53919

CAD FILE 09/27/18

SCALE N/A

SIZE A

CN2379