



SMA Male to Reverse Polarity TNC Male Cable 150 CM Length Using LMR-195-FR Coax , LF Solder

RF Cable Assemblies Technical Data Sheet

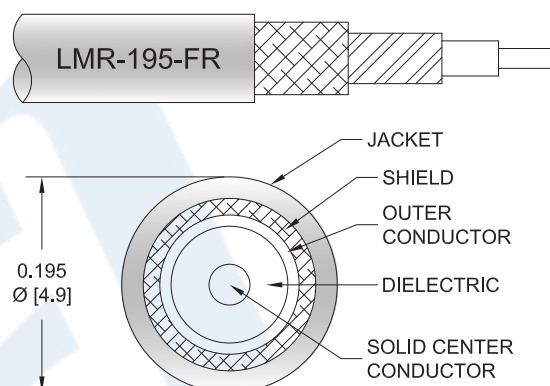
PE3W02436LF-150CM

Configuration

- Connector 1: SMA Male
- Connector 2: TNC Male Reverse Polarity
- Cable Type: LMR-195-FR

Features

- Max Frequency 5.8 GHz
- Shielding Effectivity > 90 dB
- 76% Phase Velocity
- Double Shielded
- FRPE Jacket



Applications

- General Purpose
- Laboratory Use

Description

Pasternack's PE3W02436LF-150CM SMA male to reverse polarity TNC male 150 cm cable using LMR-195-FR coax is part of our full line of RF components available for same-day shipping. Pasternack's flexible RF cable assemblies are ideal for applications where tight bends and flexure are required. This Pasternack SMA to reverse polarity TNC cable assembly has a male to male gender configuration with 50 ohm flexible LMR-195-FR coax. The PE3W02436LF-150CM SMA male to reverse polarity TNC male cable assembly operates to 5.8 GHz. The double shielding of this Pasternack cable assembly provides excellent shielding effectiveness of better than 90 dB.

Custom versions of most RF cable assemblies can be built and shipped same day. Custom cable assembly lengths can be obtained by specifying the desired length on the web site at time of order or by contacting a sales representative. Other available RF cable assembly value added services include connector orientation or clocking, heat shrink booting and custom labeling. RF testing can also be performed to document the electrical performance of your cable assembly.

Click the following link (or enter part number in "SEARCH" on website) to obtain additional part information including price, inventory and certifications: [SMA Male to Reverse Polarity TNC Male Cable 150 CM Length Using LMR-195-FR Coax , LF Solder PE3W02436LF-150CM](#)



SMA Male to Reverse Polarity TNC Male Cable 150 CM Length Using LMR-195-FR Coax , LF Solder

RF Cable Assemblies Technical Data Sheet

PE3W02436LF-150CM

Electrical Specifications

Description	Minimum	Typical	Maximum	Units
Frequency Range	DC		5.8	GHz
VSWR			1.6:1	
Return Loss			-15.56	dB
Velocity of Propagation		76		%
RF Shielding	90			dB
Group Delay		1.27 [4.17]		ns/ft [ns/m]
Capacitance		25.4 [83.33]		pF/ft [pF/m]
Inductance		0.064 [0.21]		uH/ft [uH/m]
DC Resistance Inner Conductor		7.6 [24.93]		Ω/1000ft [Ω/Km]
DC Resistance Outer Conductor		4.9 [16.08]		Ω/1000ft [Ω/Km]
Jacket Spark			3,000	Vrms

Specifications by Frequency

Description	F1	F2	F3	F4	F5	Units
Frequency	0.25	0.5	1	2.5	5.8	GHz
Insertion Loss (Max.)	0.48	0.6	0.77	1.13	1.67	dB

Electrical Specification Notes:

The Insertion Loss data above is based on the performance specifications of the coax used in this assembly. The Insertion Loss includes an estimated insertion loss of 0.2dB of connector loss.

Mechanical Specifications

Cable Assembly

Length*	59.06 in [150.01 cm]
Diameter	0.59 in [14.99 mm]

Cable

Cable Type	LMR-195-FR
Impedance	50 Ohms
Inner Conductor Type	Solid
Inner Conductor Material and Plating	Copper
Dielectric Type	PE
Number of Shields	2
Shield Layer 1	Aluminum Tape
Shield Layer 2	Tinned Copper Braid

Click the following link (or enter part number in "SEARCH" on website) to obtain additional part information including price, inventory and certifications: [SMA Male to Reverse Polarity TNC Male Cable 150 CM Length Using LMR-195-FR Coax , LF Solder PE3W02436LF-150CM](#)



SMA Male to Reverse Polarity TNC Male Cable 150 CM
Length Using LMR-195-FR Coax , LF Solder

RF Cable Assemblies Technical Data Sheet

PE3W02436LF-150CM

Jacket Material	FRPE, Black
Jacket Diameter	0.195 in [4.95 mm]
One Time Minimum Bend Radius	0.5 in [12.7 mm]
Repeated Minimum Bend Radius	2 in [50.8 mm]
Bending Moment	0.2 lbs-ft [0.27 N-m]
Flat Plate Crush	15 lbs/in [0.27 Kg/mm]
Tensile Strength	40 lbs [18.14 Kg]

Connectors

Description	Connector 1	Connector 2
Type	SMA Male	TNC Male Reverse Polarity
Specification	MIL-STD-348A	
Impedance	50 Ohms	50 Ohms
Contact Material and Plating	Brass, Gold	Brass, Gold
Contact Plating Specification	50 µin minimum	30 µin minimum
Dielectric Type	PTFE	PTFE
Body Material and Plating	Brass, Nickel	Brass, Nickel
Body Plating Specification	100 µin minimum	100 µin minimum
Coupling Nut Material and Plating	Brass, Nickel	Brass, Nickel
Coupling Nut Plating Specification	100 µin minimum	100 µin minimum
Hex Size	5/16 inch	
Torque	3 in-lbs [0.34 Nm]	

Mechanical Specification Notes:

*All cable assemblies have a length tolerance of 1.5% or $\pm 3/8"$, whichever is greater.

Environmental Specifications

Temperature

Operating Range -40 to +85 deg C

Compliance Certifications (see [product page](#) for current document)

Plotted and Other Data

Notes:

Click the following link (or enter part number in "SEARCH" on website) to obtain additional part information including price, inventory and certifications: [SMA Male to Reverse Polarity TNC Male Cable 150 CM Length Using LMR-195-FR Coax , LF Solder PE3W02436LF-150CM](#)

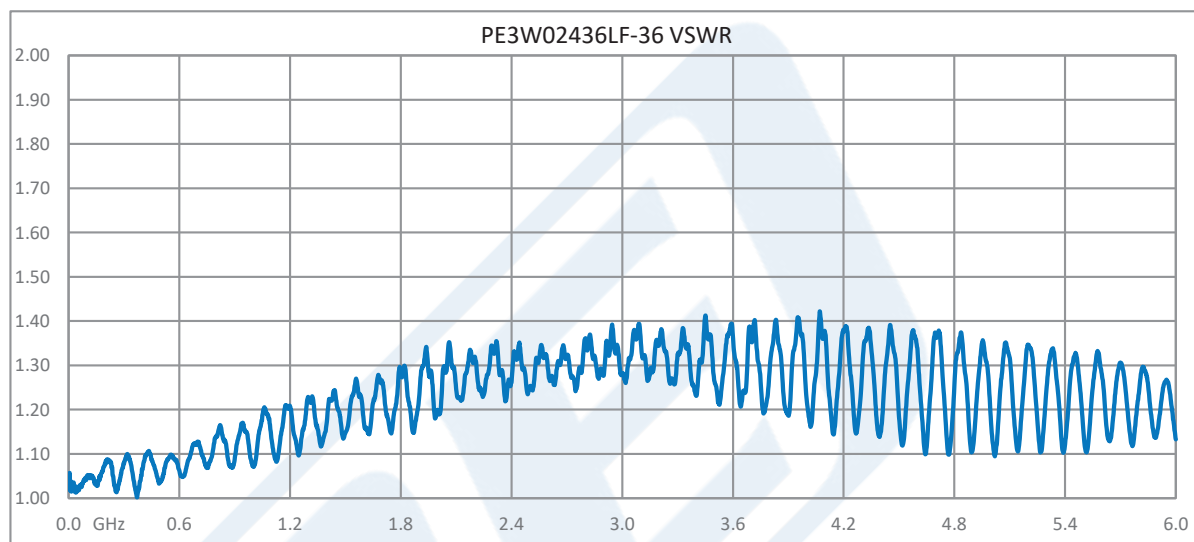


SMA Male to Reverse Polarity TNC Male Cable 150 CM
Length Using LMR-195-FR Coax , LF Solder

RF Cable Assemblies Technical Data Sheet

PE3W02436LF-150CM

Typical Performance Data



Click the following link (or enter part number in "SEARCH" on website) to obtain additional part information including price, inventory and certifications: [SMA Male to Reverse Polarity TNC Male Cable 150 CM Length Using LMR-195-FR Coax , LF Solder PE3W02436LF-150CM](#)



SMA Male to Reverse Polarity TNC Male Cable 150 CM
Length Using LMR-195-FR Coax , LF Solder

RF Cable Assemblies Technical Data Sheet

PE3W02436LF-150CM

How to Order

Part Number Configuration:

PE3W02436LF

- **xx**

uu

Unit of Measure:
cm = Centimeters
<blank> = Inches
Length
Base Number

Example: PE3W02436LF-12 = 12 inches long cable
PE3W02436LF-100cm = 100 cm long cable

SMA Male to Reverse Polarity TNC Male Cable 150 CM Length Using LMR-195-FR Coax , LF Solder from Pasternack Enterprises has same day shipment for domestic and International orders. Our RF, microwave and millimeter wave products maintain a 99.4% availability and are part of the broadest selection in the industry.

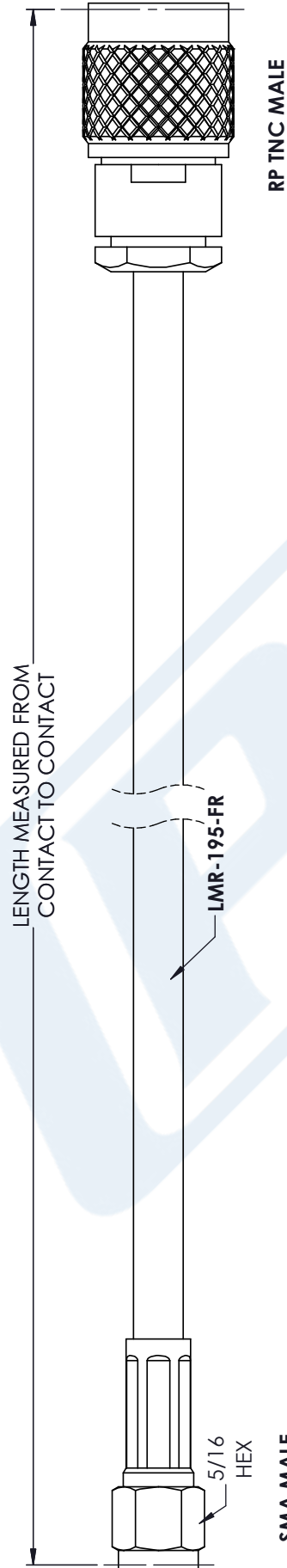
Click the following link (or enter part number in "SEARCH" on website) to obtain additional part information including price, inventory and certifications: [SMA Male to Reverse Polarity TNC Male Cable 150 CM Length Using LMR-195-FR Coax , LF Solder PE3W02436LF-150CM](https://www.pasternack.com/sma-male-tnc-male-lmr195fr-cable-assembly-pe3w02436lf-150cm-p.aspx)

URL: <https://www.pasternack.com/sma-male-tnc-male-lmr195fr-cable-assembly-pe3w02436lf-150cm-p.aspx>

The information contained in this document is accurate to the best of our knowledge and representative of the part described herein. It may be necessary to make modifications to the part and/or the documentation of the part, in order to implement improvements. Pasternack reserves the right to make such changes as required. Unless otherwise stated, all specifications are nominal. Pasternack does not make any representation or warranty regarding the suitability of the part described herein for any particular purpose, and Pasternack does not assume any liability arising out of the use of any part or documentation.

PE3W02436LF-150CM CAD Drawing

SMA Male to Reverse Polarity TNC Male Cable 150 CM
Length Using LMR-195-FR Coax , LF Solder



STANDARD TOLERANCES	
.X	±0.2
.XX	±0.01
.XXX	±0.005

*STANDARD TOLERANCES APPLY ONLY TO DIMENSIONS IN INCHES



Pasternack Enterprises, Inc.
P.O. Box 16759 | Irvine | CA | 92623
Phone: (949) 261-1920 | Fax: (949) 261-7451
Website: www.pasternack.com | E-Mail: sales@pasternack.com

DWG TITLE

PE3W02436LF

NOTES:
1. UNLESS OTHERWISE SPECIFIED ALL DIMENSIONS ARE NOMINAL.
2. ALL SPECIFICATIONS ARE SUBJECT TO CHANGE WITHOUT NOTICE AT ANY TIME.
3. DIMENSIONS ARE IN INCHES [mm].

CAGE CODE 53919

CAD FILE 10/22/18

SCALE N/A

SIZE A

CN2379