



N Male to TNC Male Cable 100 CM Length  
Using LMR-600-DB Coax

RF Cable Assemblies Technical Data Sheet

PE3W02356-100CM

**Configuration**

- Connector 1: N Male
- Connector 2: TNC Male
- Cable Type: LMR-600-DB

**Features**

- Max Frequency 5.8 GHz
- Shielding Effectivity > 90 dB
- 87% Phase Velocity
- Double Shielded
- PE Jacket

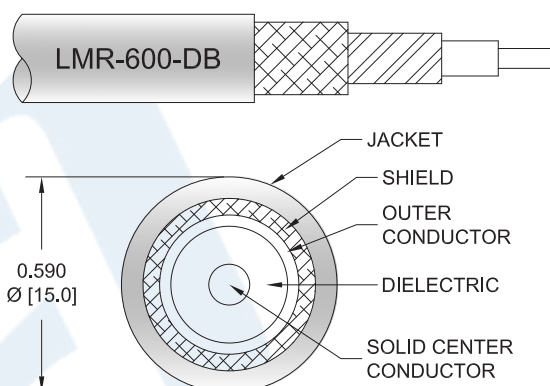
**Applications**

- General Purpose
- Laboratory Use

**Description**

Pasternack's PE3W02356-100CM type N male to TNC male 100 cm cable using LMR-600-DB coax is part of our full line of RF components available for same-day shipping. Pasternack's flexible RF cable assemblies are ideal for applications where tight bends and flexure are required. This Pasternack type N to TNC cable assembly has a male to male gender configuration with 50 ohm flexible LMR-600-DB coax. The PE3W02356-100CM type N male to TNC male cable assembly operates to 5.8 GHz. The double shielding of this Pasternack cable assembly provides excellent shielding effectiveness of better than 90 dB.

Custom versions of most RF cable assemblies can be built and shipped same day. Custom cable assembly lengths can be obtained by specifying the desired length on the web site at time of order or by contacting a sales representative. Other available RF cable assembly value added services include connector orientation or clocking, heat shrink booting and custom labeling. RF testing can also be performed to document the electrical performance of your cable assembly.



Click the following link (or enter part number in "SEARCH" on website) to obtain additional part information including price, inventory and certifications: [N Male to TNC Male Cable 100 CM Length Using LMR-600-DB Coax PE3W02356-100CM](#)



## N Male to TNC Male Cable 100 CM Length Using LMR-600-DB Coax

### RF Cable Assemblies Technical Data Sheet

PE3W02356-100CM

#### Electrical Specifications

Description	Minimum	Typical	Maximum	Units
Frequency Range	DC		5.8	GHz
VSWR			1.4:1	
Return Loss			-15.56	dB
Velocity of Propagation		87		%
RF Shielding	90			dB
Group Delay		1.17 [3.84]		ns/ft [ns/m]
Capacitance		23.4 [76.77]		pF/ft [pF/m]
Inductance		0.058 [0.19]		uH/ft [uH/m]
DC Resistance Inner Conductor		0.53 [1.74]		Ω/1000ft [Ω/Km]
DC Resistance Outer Conductor		1.2 [3.94]		Ω/1000ft [Ω/Km]
Jacket Spark			8,000	Vrms

#### Specifications by Frequency

Description	F1	F2	F3	F4	F5	Units
Frequency	0.25	0.5	1	2.5	5.8	GHz
Insertion Loss (Max.)	0.24	0.26	0.29	0.34	0.44	dB

#### Electrical Specification Notes:

The Insertion Loss data above is based on the performance specifications of the coax used in this assembly. The Insertion Loss includes an estimated insertion loss of 0.2dB of connector loss.

#### Mechanical Specifications

##### Cable Assembly

Length*	39.37 in [100 cm]
Diameter	0.8 in [20.32 mm]

##### Cable

Cable Type	LMR-600-DB
Impedance	50 Ohms
Inner Conductor Type	Solid
Inner Conductor Material and Plating	Copper Clad Aluminum
Dielectric Type	PE (F)
Number of Shields	2
Shield Layer 1	Aluminum Tape
Shield Layer 2	Tinned Copper Braid

Click the following link (or enter part number in "SEARCH" on website) to obtain additional part information including price, inventory and certifications: [N Male to TNC Male Cable 100 CM Length Using LMR-600-DB Coax PE3W02356-100CM](#)



# N Male to TNC Male Cable 100 CM Length Using LMR-600-DB Coax

## RF Cable Assemblies Technical Data Sheet

PE3W02356-100CM

Jacket Material	PE, Black
Jacket Diameter	0.59 in [14.99 mm]
One Time Minimum Bend Radius	1.5 in [38.1 mm]
Repeated Minimum Bend Radius	6 in [152.4 mm]
Bending Moment	2.75 lbs-ft [3.73 N-m]
Flat Plate Crush	60 lbs/in [1.07 Kg/mm]
Tensile Strength	350 lbs [158.76 Kg]

### Connectors

Description	Connector 1	Connector 2
Type	N Male	TNC Male
Impedance	50 Ohms	50 Ohms
Mating Cycles		500
Contact Material and Plating	Brass, Gold	Beryllium Copper, Gold
Contact Plating Specification	50µ in. minimum	
Dielectric Type	PTFE	PTFE
Body Material and Plating	Brass, Tri-Metal	Brass, Tri-Metal
Body Plating Specification	100µ in. minimum	
Coupling Nut Material and Plating	Brass, Tri-Metal	Brass, Tri-Metal
Coupling Nut Plating Specification	100µ in. minimum	
Hex Size	20.57 mm	
Torque	44 in-lbs [4.97 Nm]	

### Mechanical Specification Notes:

\*All cable assemblies have a length tolerance of 1.5% or  $\pm 3/8"$ , whichever is greater.

### Environmental Specifications

#### Temperature

Operating Range -40 to +85 deg C

### Compliance Certifications (see [product page](#) for current document)

### Plotted and Other Data

Notes:

Click the following link (or enter part number in "SEARCH" on website) to obtain additional part information including price, inventory and certifications: [N Male to TNC Male Cable 100 CM Length Using LMR-600-DB Coax PE3W02356-100CM](#)

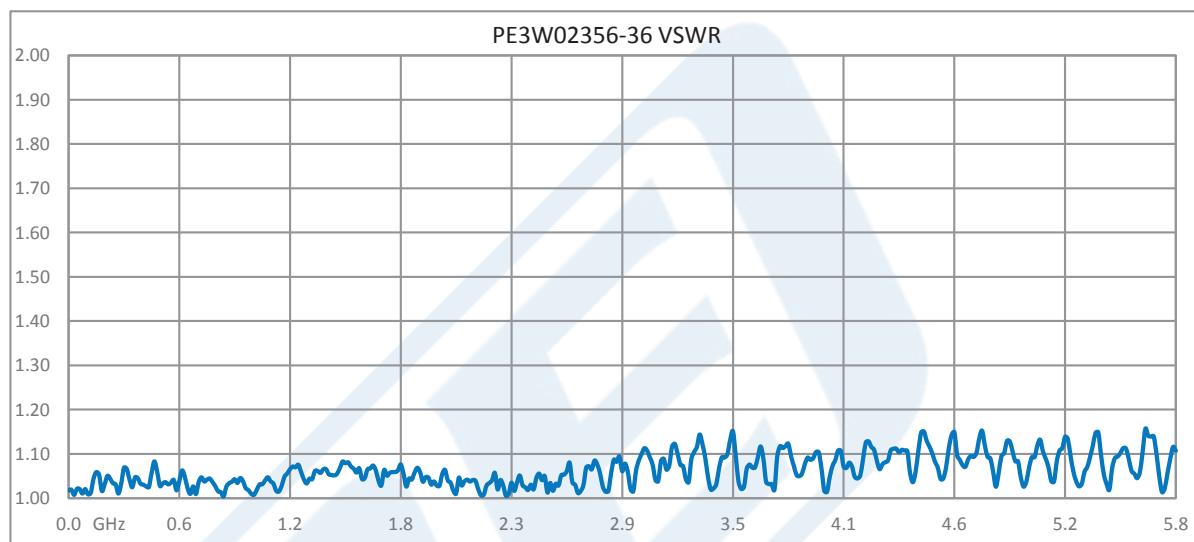


N Male to TNC Male Cable 100 CM Length  
Using LMR-600-DB Coax

## RF Cable Assemblies Technical Data Sheet

PE3W02356-100CM

### Typical Performance Data



Click the following link (or enter part number in "SEARCH" on website) to obtain additional part information including price, inventory and certifications: [N Male to TNC Male Cable 100 CM Length Using LMR-600-DB Coax PE3W02356-100CM](#)



N Male to TNC Male Cable 100 CM Length  
Using LMR-600-DB Coax

RF Cable Assemblies Technical Data Sheet

PE3W02356-100CM

**How to Order**

Part Number Configuration:

**PE3W02356**

- **xx**

**uu**

Unit of Measure:  
cm = Centimeters  
<blank> = Inches  
Length  
Base Number

Example: PE3W02356-12 = 12 inches long cable  
PE3W02356-100cm = 100 cm long cable

N Male to TNC Male Cable 100 CM Length Using LMR-600-DB Coax from Pasternack Enterprises has same day shipment for domestic and International orders. Our RF, microwave and millimeter wave products maintain a 99.4% availability and are part of the broadest selection in the industry.

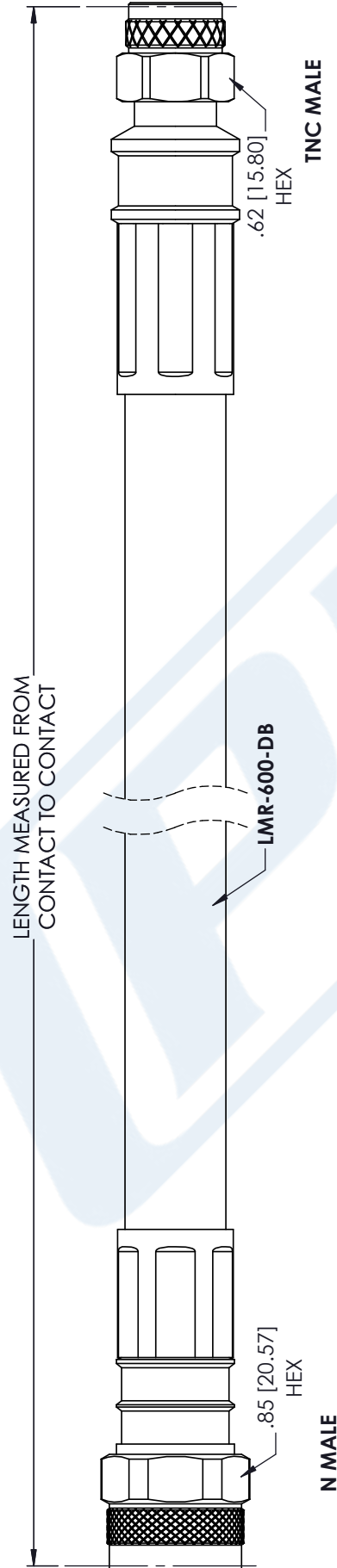
Click the following link (or enter part number in "SEARCH" on website) to obtain additional part information including price, inventory and certifications: [N Male to TNC Male Cable 100 CM Length Using LMR-600-DB Coax PE3W02356-100CM](https://www.pasternack.com/n-male-tnc-male-lmr600db-cable-assembly-pe3w02356-100cm-p.aspx)

URL: <https://www.pasternack.com/n-male-tnc-male-lmr600db-cable-assembly-pe3w02356-100cm-p.aspx>

The information contained in this document is accurate to the best of our knowledge and representative of the part described herein. It may be necessary to make modifications to the part and/or the documentation of the part, in order to implement improvements. Pasternack reserves the right to make such changes as required. Unless otherwise stated, all specifications are nominal. Pasternack does not make any representation or warranty regarding the suitability of the part described herein for any particular purpose, and Pasternack does not assume any liability arising out of the use of any part or documentation.

# PE3W02356-100CM CAD Drawing

N Male to TNC Male Cable 100 CM Length Using LMR-600-DB Coax



## STANDARD TOLERANCES

.X ±0.2  
.XX ±0.01  
.XXX ±0.005

\*STANDARD TOLERANCES APPLY  
ONLY TO DIMENSIONS IN INCHES



Pasternack Enterprises, Inc.  
P.O. Box 16759 | Irvine | CA | 92623  
Phone: (949) 261-1920 | Fax: (949) 261-7451  
Website: [www.pasternack.com](http://www.pasternack.com) | E-Mail: [sales@pasternack.com](mailto:sales@pasternack.com)

## DWG TITLE

PE3W02356

NOTES:  
1. UNLESS OTHERWISE SPECIFIED ALL DIMENSIONS ARE NOMINAL.  
2. ALL SPECIFICATIONS ARE SUBJECT TO CHANGE WITHOUT NOTICE AT ANY TIME.  
3. DIMENSIONS ARE IN INCHES [mm].

CAGE CODE 53919

CAD FILE 10/22/18

SCALE N/A

SIZE A

CN2379